

MANTECA POLICE DEPARTMENT  
MONTHLY CRIME STATISTICS REPORT  
APRIL 2010

	Current Month	This Month Last Year	% Change Month/Month 2010- 2009	2010 Cleared Offenses YTD	2010 Clearance RATE YTD	2010 Offenses YTD	2009 Offenses YTD	% Change YTD/YTD 2010 - 2009	2009 Cleared Offenses YTD	2009 Clearance RATE YTD
<b>Part One Crime Offenses</b>										
Homicide	0	1	-100.00%	0	N/C	0	1	-100.00%	1	100%
Rape/Unlawful Interc	2	3	-33.33%	5	83%	6	13	-53.85%	7	54%
Robbery	5	8	-37.50%	4	24%	17	28	-39.29%	9	32%
Aggravated Assault	10	3	233.33%	16	48%	33	16	106.25%	5	31%
Commercial Burglary	6	11	-45.45%	8	24%	34	46	-26.09%	4	9%
Residential Burglary	26	24	8.33%	16	18%	88	115	-23.48%	6	5%
Other Burglary	0	0	N/C	0	0%	11	3	266.67%	0	0%
Auto Burglary	39	50	-22.00%	6	5%	130	200	-35.00%	7	4%
Grand Theft	12	13	-7.69%	14	23%	60	73	-17.81%	12	16%
Vehicle Theft	26	19	36.84%	9	11%	81	106	-23.58%	15	14%
Arson	0	0	N/C	0	0%	2	5	-60.00%	1	20%
All Other Felonies	48	48	0.00%	121	70%	173	218	-20.64%	150	69%
<b>Total Felonies</b>	<b>174</b>	<b>180</b>	<b>-3.33%</b>	<b>199</b>	<b>31%</b>	<b>635</b>	<b>824</b>	<b>-22.94%</b>	<b>217</b>	<b>26%</b>
<b>Total Burglaries</b>	<b>71</b>	<b>85</b>	<b>-16.47%</b>	<b>30</b>	<b>11%</b>	<b>263</b>	<b>364</b>	<b>-27.75%</b>	<b>17</b>	<b>5%</b>
<b>Misdemeanor Offenses</b>										
Misdemeanor Thefts	40	58	-31.03%	94	53%	178	199	-10.55%	65	33%
All Other Misdemeanors	181	238	-23.95%	574	76%	760	1062	-28.44%	764	72%
<b>Total Misdemeanors</b>	<b>221</b>	<b>296</b>	<b>-25.34%</b>	<b>668</b>	<b>71%</b>	<b>938</b>	<b>1261</b>	<b>-25.61%</b>	<b>829</b>	<b>66%</b>
<b>Miscellaneous Offenses</b>										
Total Narcotic Offenses	28	53	-47.17%	110	98%	112	206	-45.63%	186	90%
Total Alcohol Offenses	52	58	-10.34%	209	100%	209	219	-4.57%	210	96%
Total Domestic Violence	36	31	16.13%	62	55%	112	111	0.90%	90	81%
Total Fraud/Forgery	32	31	3.23%	16	15%	106	152	-30.26%	30	20%
Total Code Enforcement	5	4	25.00%	13	100%	13	15	-13.33%	17	113%
	<b>153</b>	<b>177</b>	<b>-13.56%</b>	<b>410</b>	<b>74%</b>	<b>552</b>	<b>703</b>	<b>-21.48%</b>	<b>533</b>	<b>76%</b>
*N.C. - not calculable										
Chief _____										
				0						

MANTECA POLICE DEPARTMENT  
MONTHLY CRIME STATISTICS REPORT  
APRIL 2010

Non-Criminal Reports & Services	Current Month	2010 YTD	2009 YTD	% Change YTD/YTD 2010 - 2009
Non-Criminal Reports	208	701	1403	-50.04%
Service Requests	2868	11171	11701	-4.53%
Written Reports	601	2277	3393	-32.89%
Criminal Complaint Requests	175	671	1076	-37.64%
Warrants Served	97	330	550	-40.00%

Property Value	Current Month	2010 YTD	2009 YTD	% Change YTD/YTD 2010 - 2009
Property Stolen	\$339,963.00	\$1,215,287.00	\$1,484,131.00	-18.11%
Property Recovered	\$149,170.00	\$433,807.00	\$457,842.00	-5.25%
% Property Value Recovered	43.88%	35.70%	30.85%	15.71%

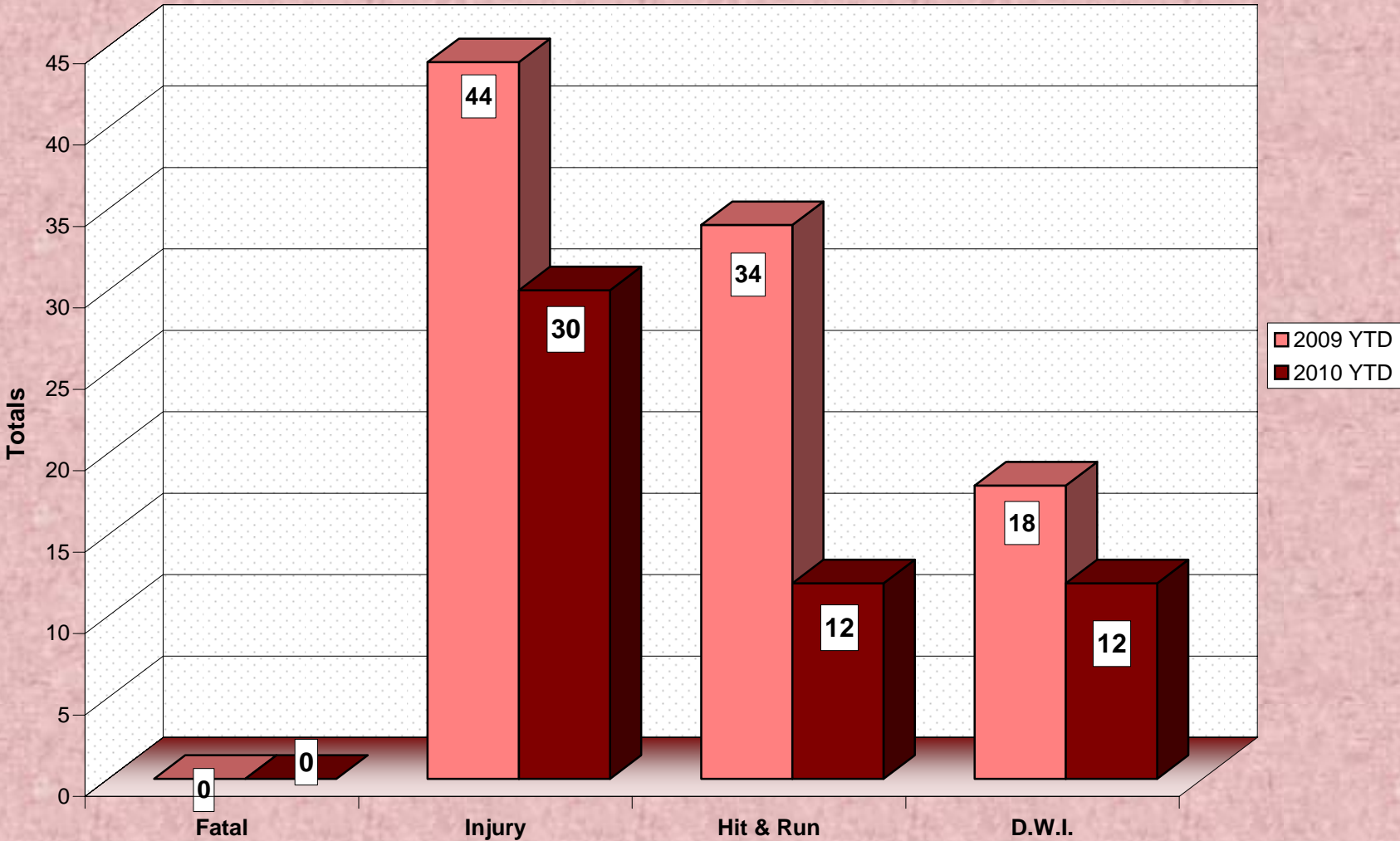
Accidents	Current Month	2010 YTD	2009 YTD	% Change YTD/YTD 2010 - 2009
Total Accidents	45	195	248	-21.37%
Property Damage Only	32	165	204	-19.12%
Fatal	0	0	0	N/C
Injury	13	30	44	-31.82%
Hit & Run	1	12	34	-64.71%
D.W.I.	2	12	18	-33.33%

Arrests	Current Month	2010 YTD	2009 YTD	% Change YTD/YTD 2010 - 2009
Adult Arrests	237	827	1121	-26.23%
Juvenile Arrests	16	75	116	-35.34%
Total Arrests	253	902	1237	-27.08%

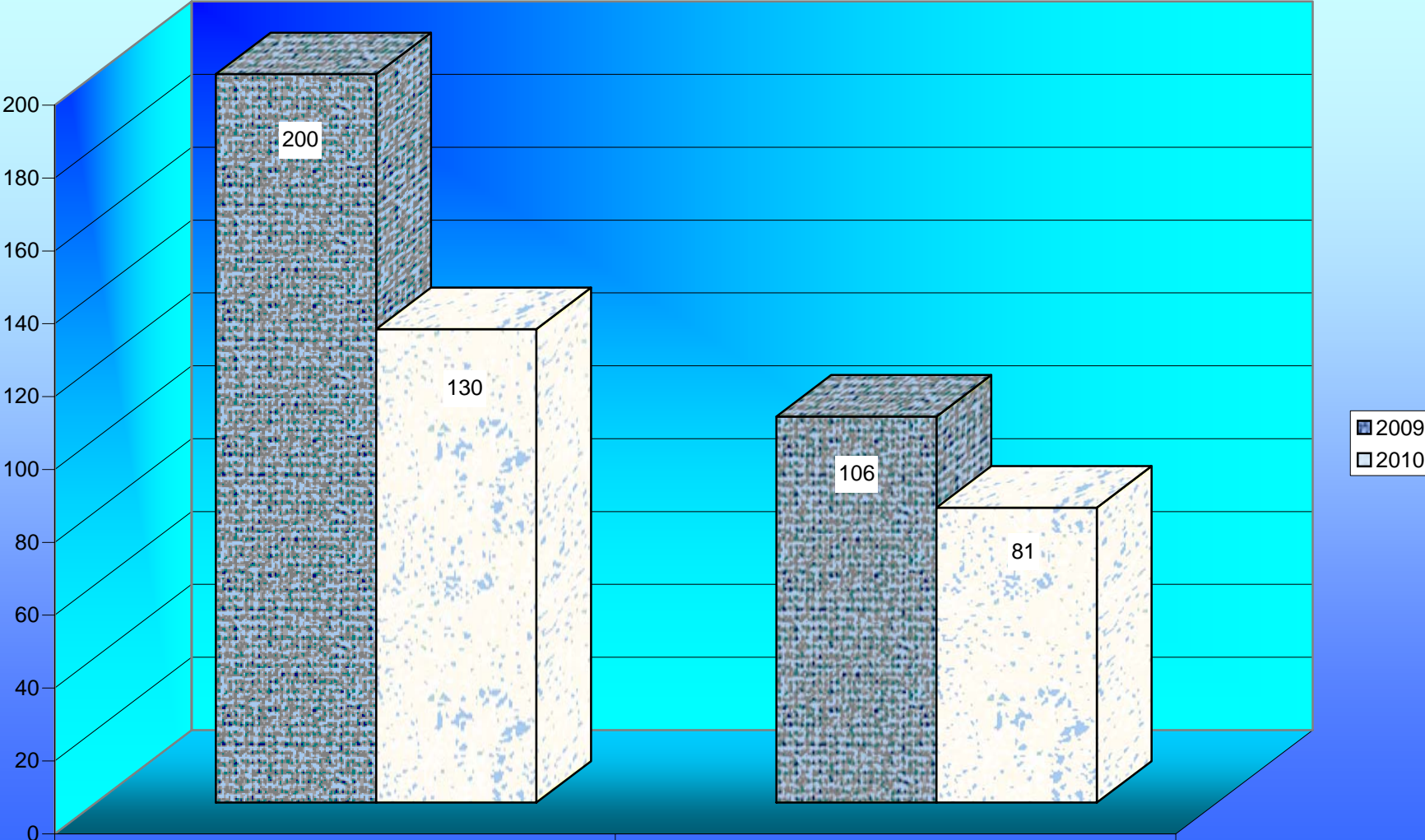
Citations	Current Month	2010 YTD	2009 YTD	% Change YTD/YTD 2010 - 2009
Total Citation Violations	420	2,086	3,938	-47.03%
D.W.I Violations	15	103	84	22.62%
Moving Violations	128	659	1,370	-51.90%
Non-Moving Violations	100	460	1,308	-64.83%
Child Restraint Violations	1	11	23	-52.17%
Seat Belt Violations	23	125	57	119.30%
All Other Violations	168	780	1,094	-28.70%
Parking Violations	201	962	1,017	-5.41%

Department Actions	Current Month	2010 YTD	2009 YTD	% Change YTD/YTD 2010 - 2009
Pursuits	2	5	7	-28.57%
Use of Force	5	11	12	-8.33%

# ACCIDENT COMPARISON 2009 - 2010 Year to Date



# VEHICLE THEFTS

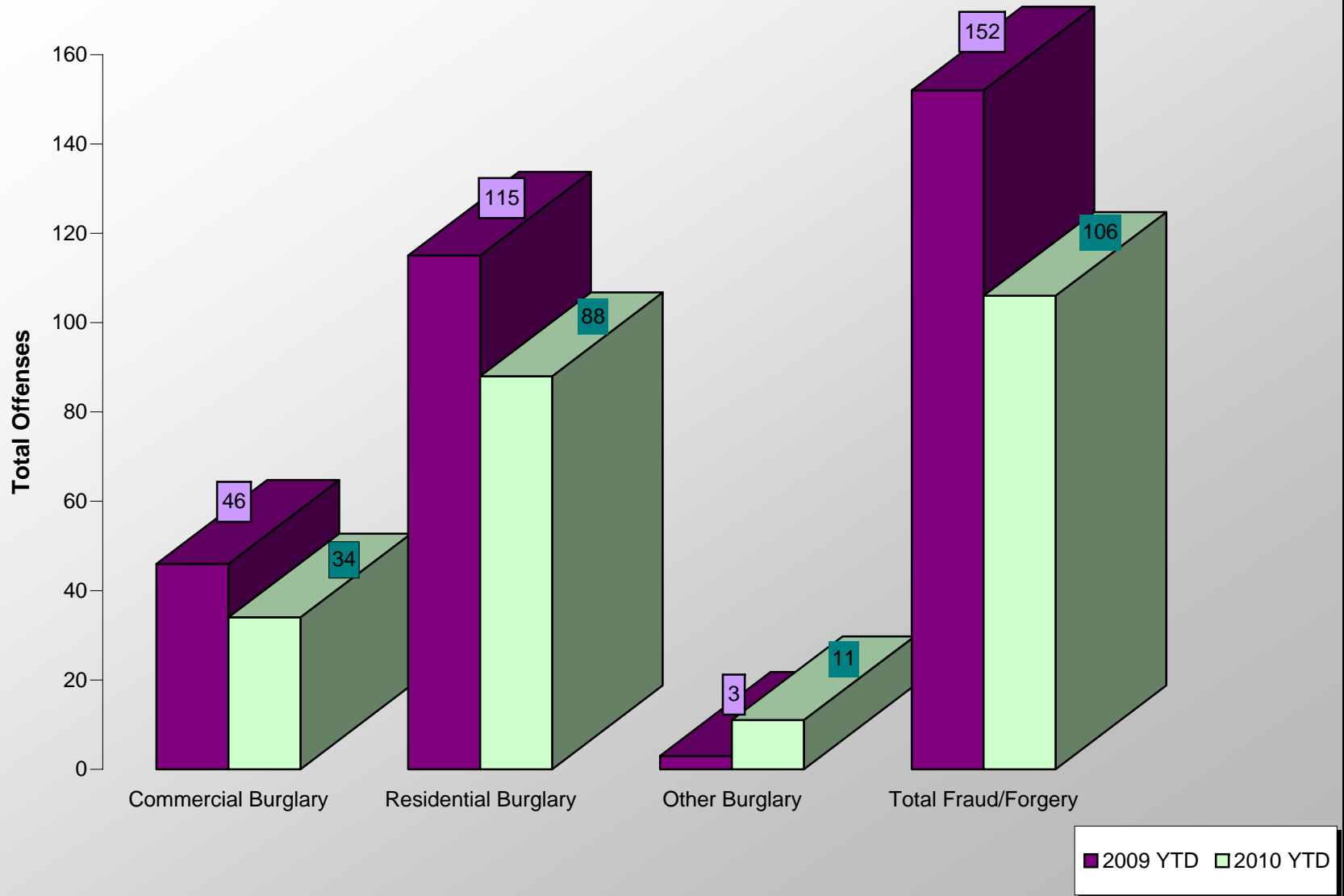


VEHICLE BURGLARY

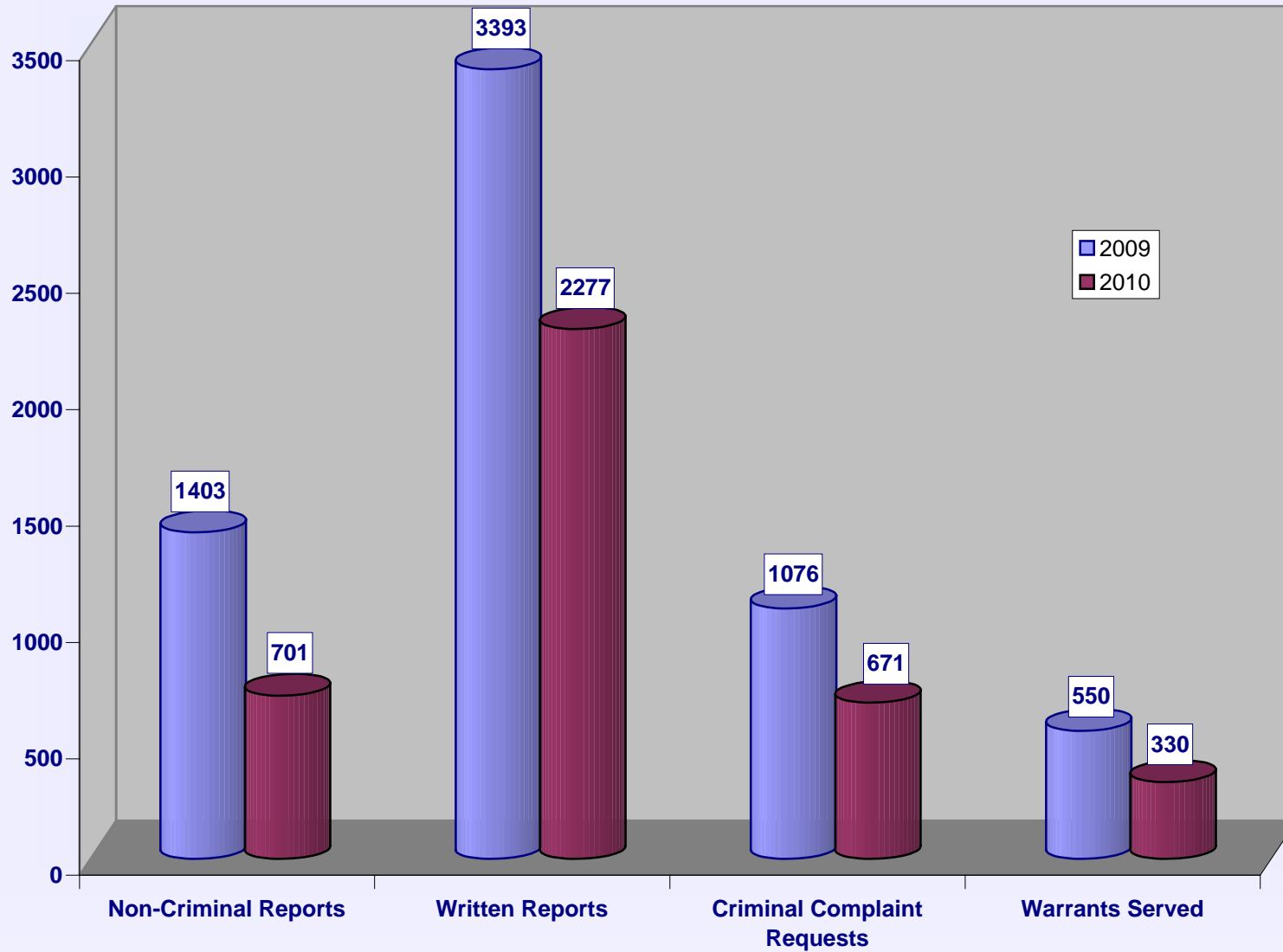
STOLEN VEHICLE

■ 2009  
□ 2010

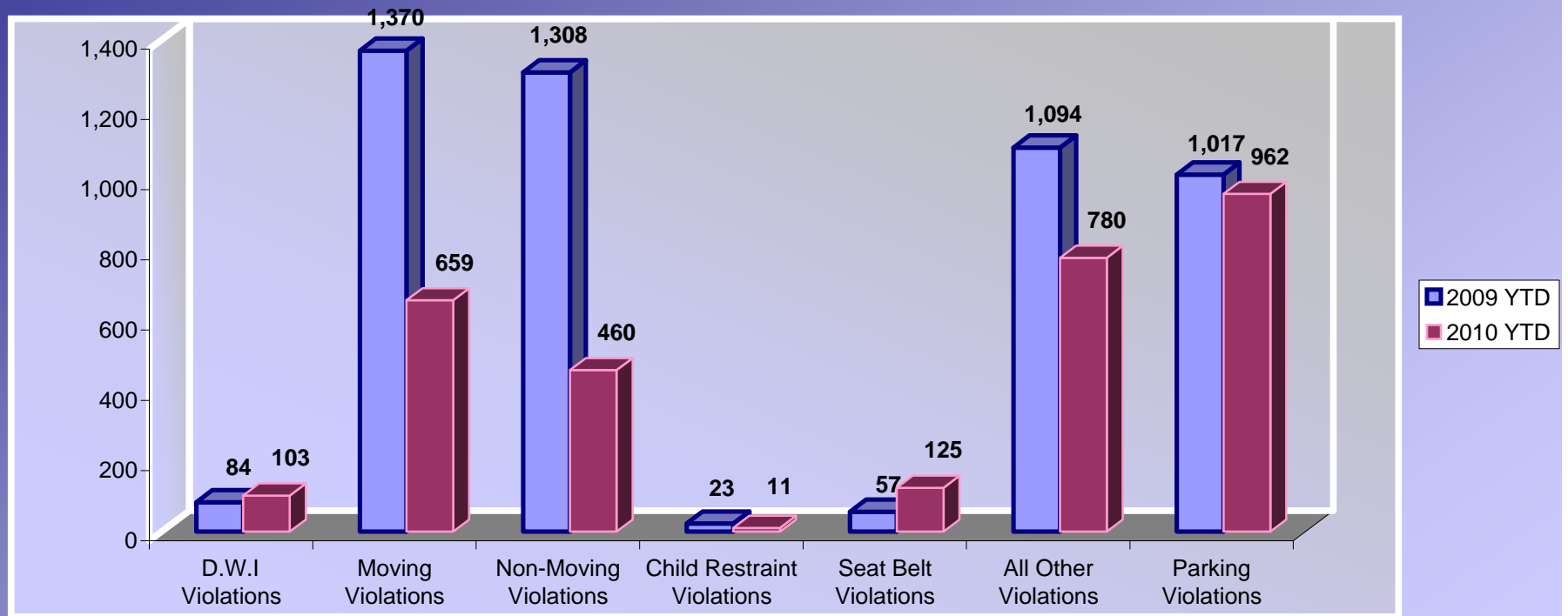
### BURGLARIES 2009 - 2010 Year to Date



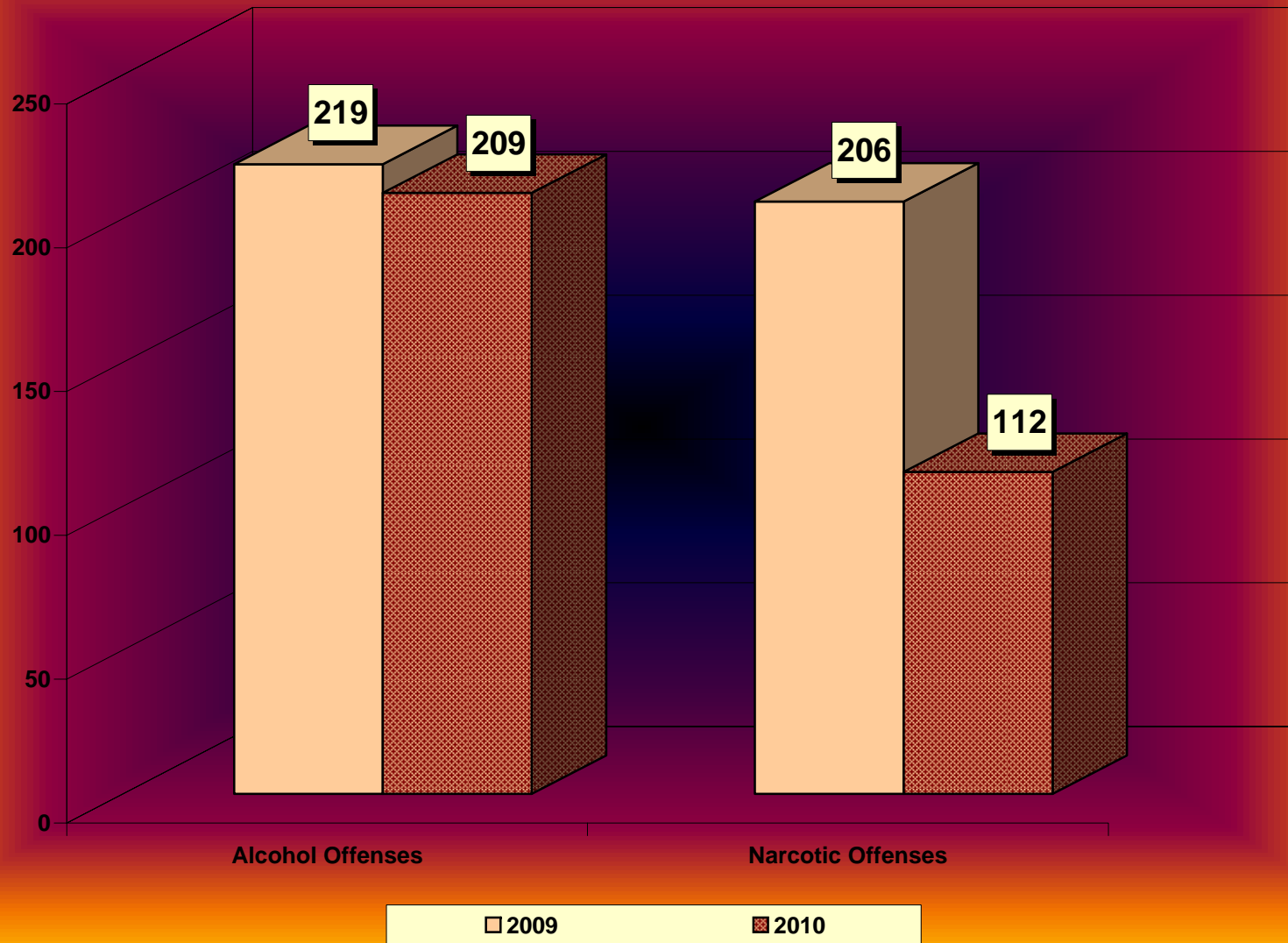
### SERVICE & NON-SERVICE REQUESTS 2009 - 2010



# TRAFFIC CITATIONS



# NARCOTIC / ALCOHOL OFFENSES 2009 - 2010





## Department Actions

