

MANTECA POLICE DEPARTMENT  
MONTHLY CRIME STATISTICS REPORT  
JULY 2010

	Current Month	This Month Last Year	% Change Month/Month 2010- 2009	2010 Cleared Offenses YTD	2010 Clearance RATE YTD	2010 Offenses YTD	2009 Offenses YTD	% Change YTD/YTD 2010 - 2009	2009 Cleared Offenses YTD	2009 Clearance RATE YTD
<b>Part One Crime Offenses</b>										
Homicide	0	1	-100.00%	0	N/C	0	2	-100.00%	2	100%
Rape/Unlawful Interc	1	2	-50.00%	6	50%	12	22	-45.45%	12	55%
Robbery	4	11	-63.64%	10	29%	34	59	-42.37%	18	31%
Aggravated Assault	13	6	116.67%	25	40%	62	29	113.79%	14	48%
Commercial Burglary	8	2	300.00%	17	26%	65	66	-1.52%	18	27%
Residential Burglary	22	23	-4.35%	22	15%	148	170	-12.94%	13	8%
Other Burglary	1	2	-50.00%	2	15%	13	7	85.71%	1	14%
Auto Burglary	35	49	-28.57%	10	4%	258	308	-16.23%	12	4%
Grand Theft	15	22	-31.82%	32	29%	109	132	-17.42%	15	11%
Vehicle Theft	18	50	-64.00%	13	10%	134	210	-36.19%	26	12%
Arson	2	2	0.00%	0	0%	6	7	-14.29%	1	14%
All Other Felonies	40	43	-6.98%	195	67%	291	340	-14.41%	240	71%
<b>Total Felonies</b>	<b>159</b>	<b>213</b>	<b>-25.35%</b>	<b>332</b>	<b>29%</b>	<b>1132</b>	<b>1352</b>	<b>-16.27%</b>	<b>372</b>	<b>28%</b>
<b>Total Burglaries</b>	<b>66</b>	<b>76</b>	<b>-13.16%</b>	<b>51</b>	<b>11%</b>	<b>484</b>	<b>551</b>	<b>-12.16%</b>	<b>44</b>	<b>8%</b>
<b>Misdemeanor Offenses</b>										
Misdemeanor Thefts	60	57	5.26%	170	49%	350	357	-1.96%	128	36%
All Other Misdemeanors	252	257	-1.95%	1062	75%	1408	1832	-23.14%	1345	73%
<b>Total Misdemeanors</b>	<b>312</b>	<b>314</b>	<b>-0.64%</b>	<b>1232</b>	<b>70%</b>	<b>1758</b>	<b>2189</b>	<b>-19.69%</b>	<b>1473</b>	<b>67%</b>
<b>Miscellaneous Offenses</b>										
Total Narcotic Offenses	23	35	-34.29%	181	98%	185	303	-38.94%	280	92%
Total Alcohol Offenses	55	60	-8.33%	359	99%	361	412	-12.38%	399	97%
Total Domestic Violence	38	39	-2.56%	138	64%	214	225	-4.89%	187	83%
Total Fraud/Forgery	27	28	-3.57%	35	18%	192	235	-18.30%	41	17%
Total Code Enforcement	3	5	-40.00%	23	105%	22	24	-8.33%	24	100%
	<b>146</b>	<b>167</b>	<b>-12.57%</b>	<b>736</b>	<b>76%</b>	<b>974</b>	<b>1199</b>	<b>-18.77%</b>	<b>931</b>	<b>78%</b>
*N.C. - not calculable										
Chief _____										
				0						

MANTECA POLICE DEPARTMENT  
MONTHLY CRIME STATISTICS REPORT  
JULY 2010

Non-Criminal Reports & Services	Current Month	2010 YTD	2009 YTD	% Change YTD/YTD 2010 - 2009
Non-Criminal Reports	139	1152	2534	-54.54%
Service Requests	2979	19942	21162	-5.77%
Written Reports	609	4049	5759	-29.69%
Criminal Complaint Requests	122	1086	1827	-40.56%
Warrants Served	74	553	890	-37.87%

Property Value	Current Month	2010 YTD	2009 YTD	% Change YTD/YTD 2010 - 2009
Property Stolen	\$169,736.00	\$1,852,520.00	\$2,343,814.00	-20.96%
Property Recovered	\$104,242.00	\$690,016.00	\$866,201.00	-20.34%
% Property Value Recovered	61.41%	37.25%	36.96%	0.79%

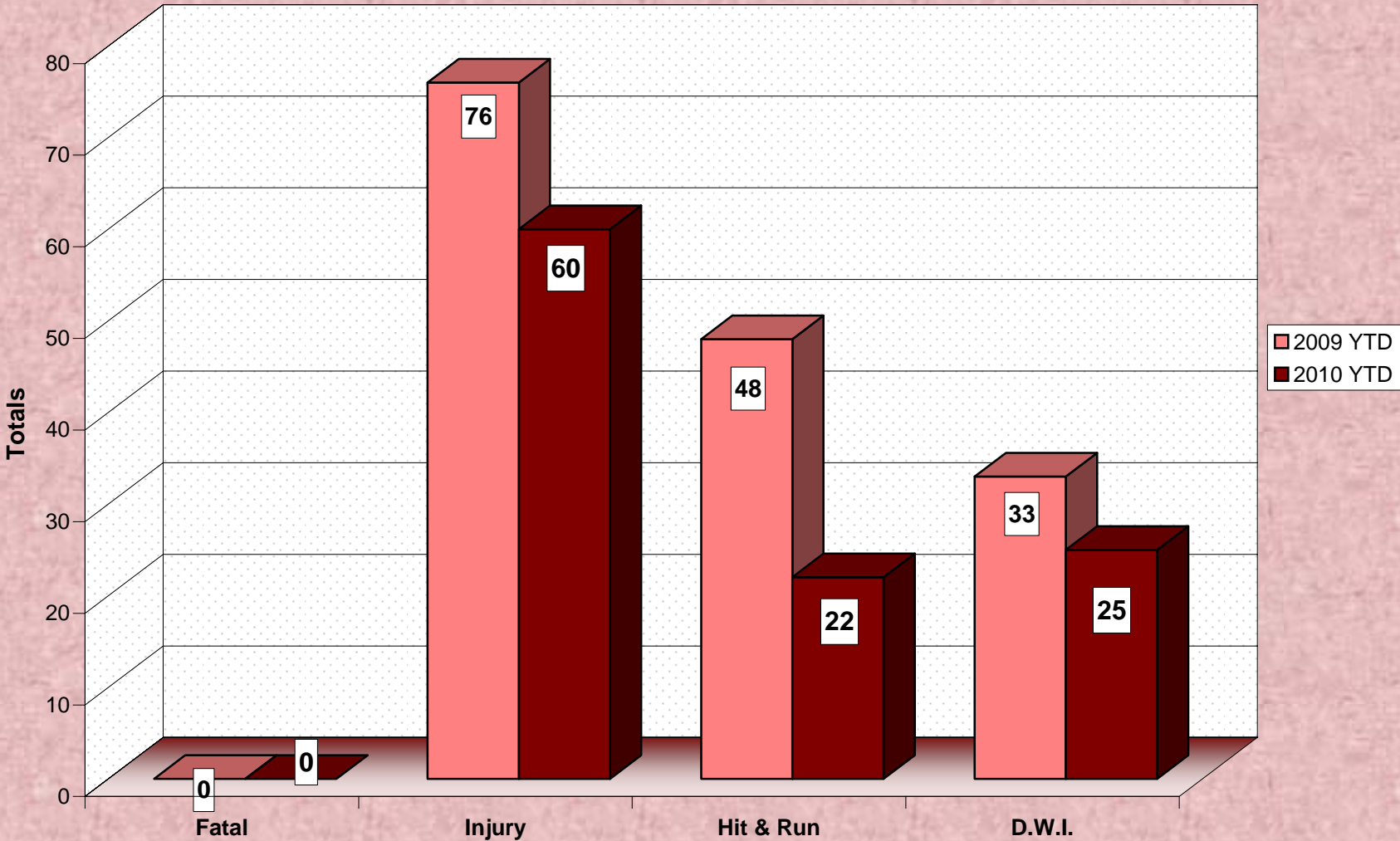
Accidents	Current Month	2010 YTD	2009 YTD	% Change YTD/YTD 2010 - 2009
Total Accidents	52	351	409	-14.18%
Property Damage Only	46	291	333	-12.61%
Fatal	0	0	0	N/C
Injury	6	60	76	-21.05%
Hit & Run	2	22	48	-54.17%
D.W.I.	6	25	33	-24.24%

Arrests	Current Month	2010 YTD	2009 YTD	% Change YTD/YTD 2010 - 2009
Adult Arrests	234	1474	1923	-23.35%
Juvenile Arrests	10	121	199	-39.20%
Total Arrests	244	1595	2122	-24.84%

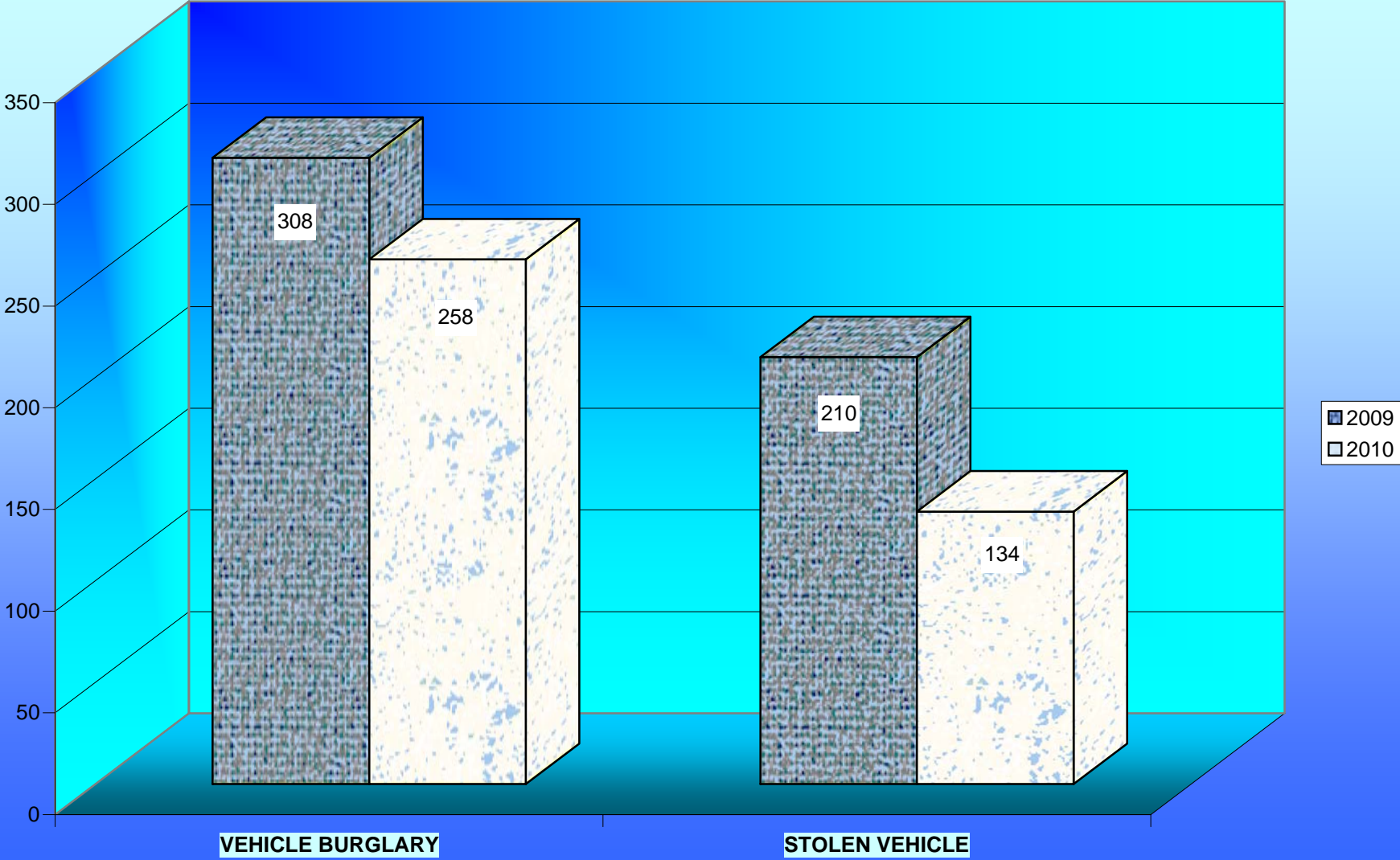
Citations	Current Month	2010 YTD	2009 YTD	% Change YTD/YTD 2010 - 2009
Total Citation Violations	613	3,783	6,662	-43.22%
D.W.I Violations	28	167	148	12.84%
Moving Violations	191	1,274	2,421	-47.38%
Non-Moving Violations	140	825	2,129	-61.25%
Child Restraint Violations	7	27	39	-30.77%
Seat Belt Violations	48	273	116	135.34%
All Other Violations	228	1,377	1,823	-24.47%
Parking Violations	135	1,320	1,609	-17.96%

Department Actions	Current Month	2010 YTD	2009 YTD	% Change YTD/YTD 2010 - 2009
Pursuits	1	6	13	-53.85%
Use of Force	2	19	16	18.75%

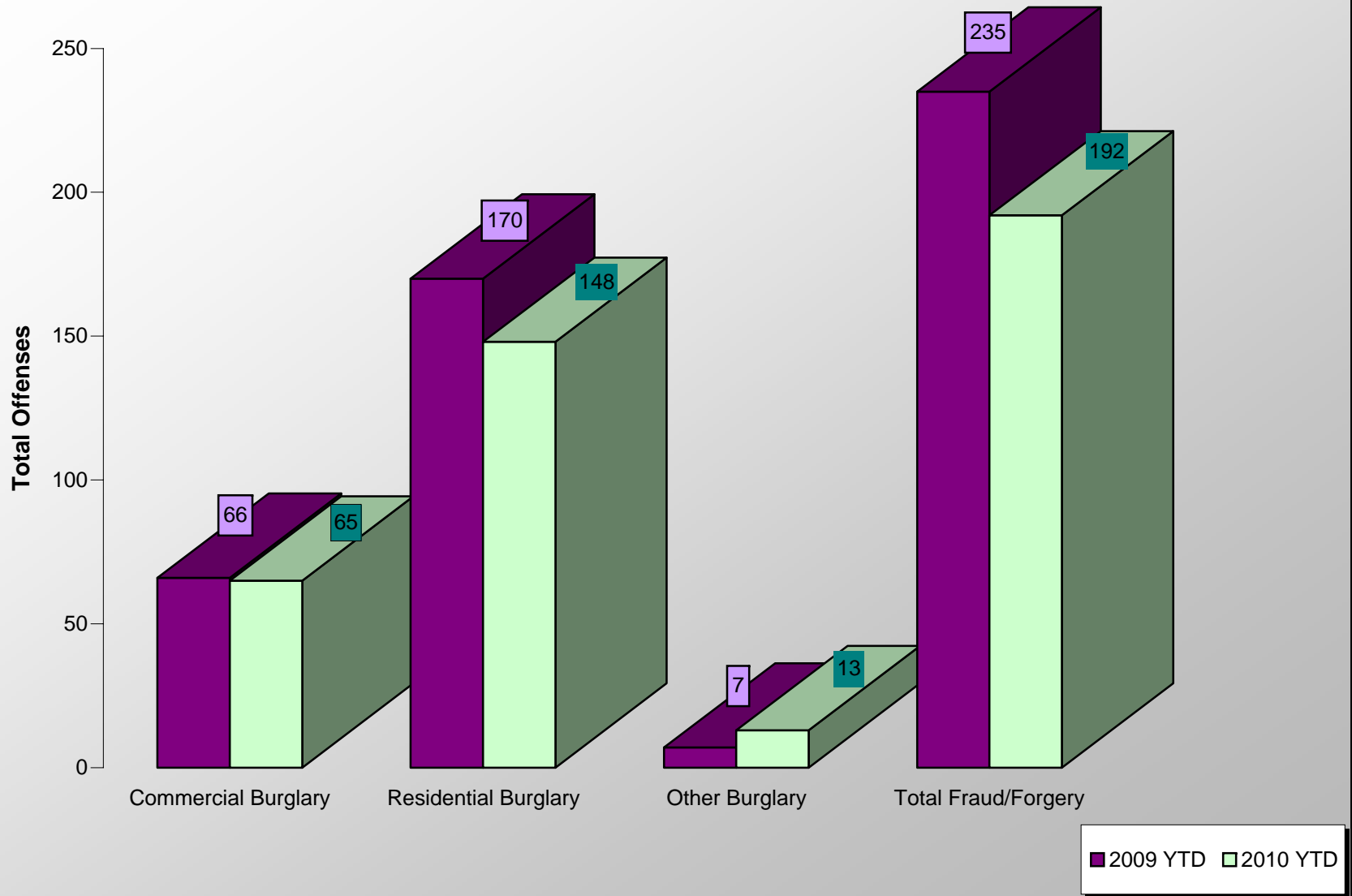
# ACCIDENT COMPARISON 2009 - 2010 Year to Date



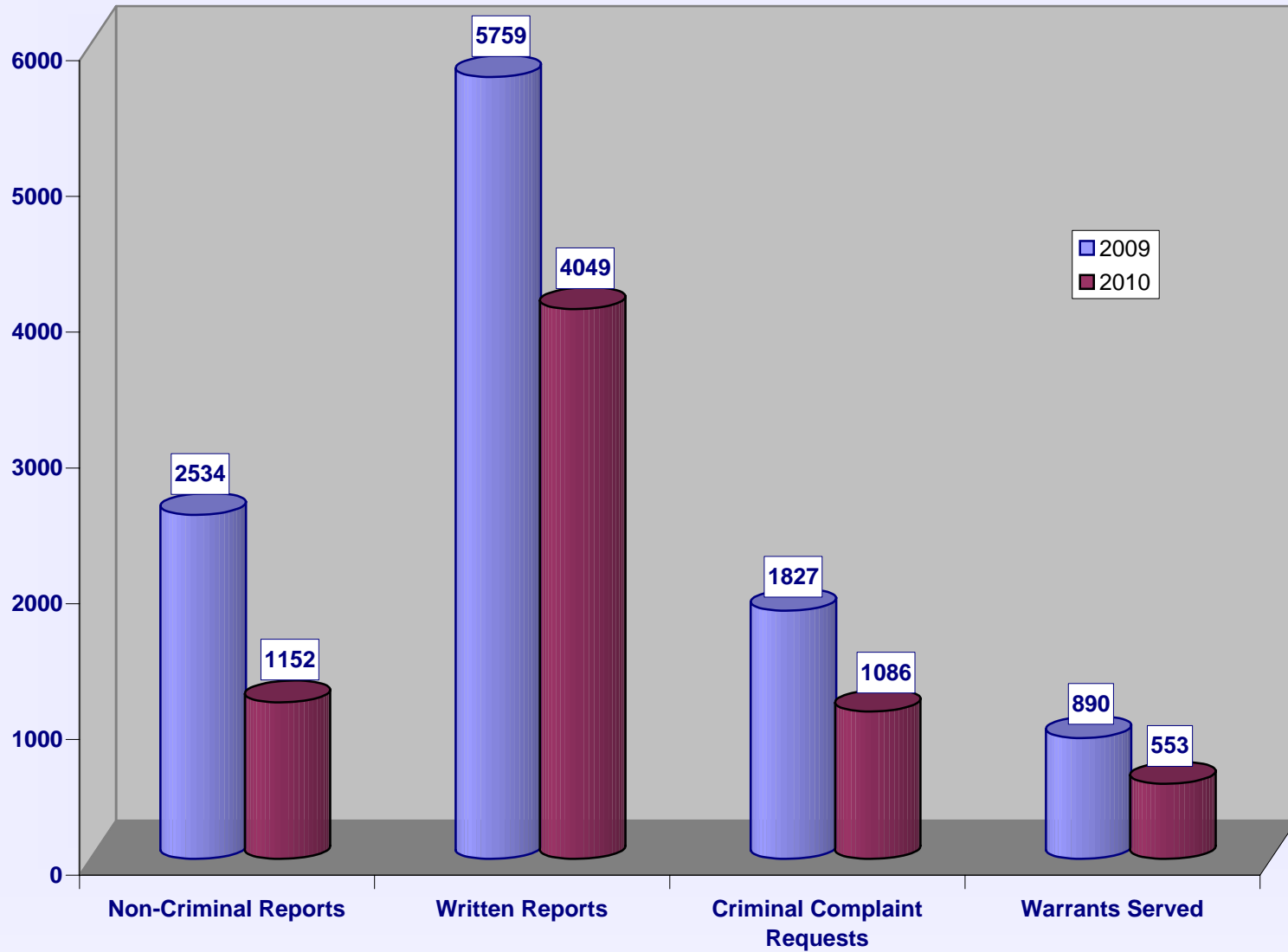
# VEHICLE THEFTS



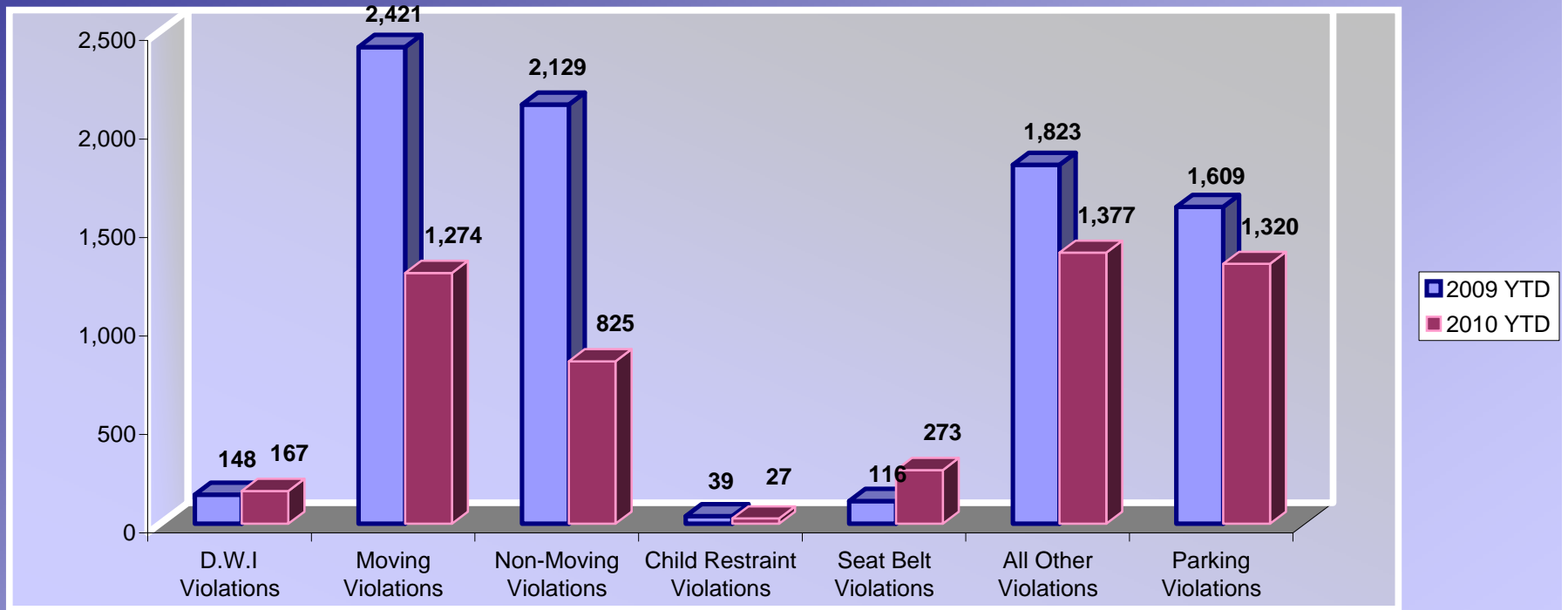
### BURGLARIES 2009 - 2010 Year to Date



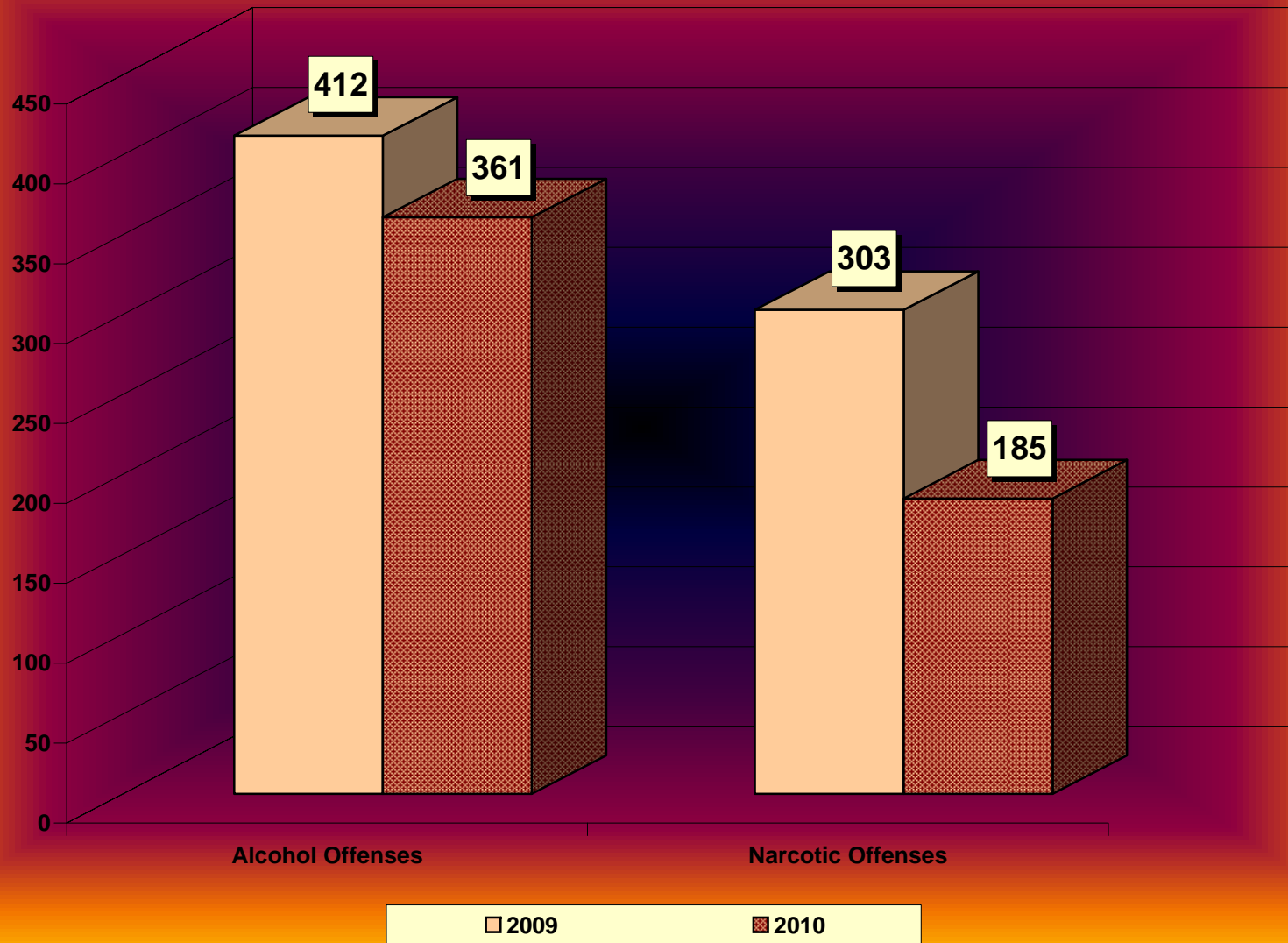
### SERVICE & NON-SERVICE REQUESTS 2009 - 2010



# TRAFFIC CITATIONS



# NARCOTIC / ALCOHOL OFFENSES 2009 - 2010





## Department Actions

