

MANTECA POLICE DEPARTMENT  
MONTHLY CRIME STATISTICS REPORT  
NOVEMBER 2010

	Current Month	This Month Last Year	% Change Month/Month 2010- 2009	2010 Cleared Offenses YTD	2010 Clearance RATE YTD	2010 Offenses YTD	2009 Offenses YTD	% Change YTD/YTD 2010 - 2009	2009 Cleared Offenses YTD	2009 Clearance RATE YTD
<b>Part One Crime Offenses</b>										
Homicide	0	0	N/C	1	100%	1	2	-50.00%	2	100%
Rape/Unlawful Interc	2	3	-33.33%	7	41%	17	28	-39.29%	14	50%
Robbery	11	3	266.67%	16	25%	63	81	-22.22%	27	33%
Aggravated Assault	9	8	12.50%	41	45%	91	47	93.62%	23	49%
Commercial Burglary	4	11	-63.64%	22	26%	85	110	-22.73%	25	23%
Residential Burglary	23	22	4.55%	27	12%	222	245	-9.39%	17	7%
Other Burglary	3	0	N/C	4	20%	20	11	81.82%	1	9%
Auto Burglary	41	27	51.85%	15	4%	386	419	-7.88%	14	3%
Grand Theft	21	17	23.53%	48	25%	194	194	0.00%	22	11%
Vehicle Theft	17	37	-54.05%	19	9%	213	331	-35.65%	36	11%
Arson	2	3	-33.33%	1	11%	9	17	-47.06%	2	12%
All Other Felonies	28	42	-33.33%	275	68%	406	521	-22.07%	349	67%
<b>Total Felonies</b>	<b>161</b>	<b>173</b>	<b>-6.94%</b>	<b>476</b>	<b>28%</b>	<b>1707</b>	<b>2006</b>	<b>-14.91%</b>	<b>532</b>	<b>27%</b>
<b>Total Burglaries</b>	<b>71</b>	<b>60</b>	<b>18.33%</b>	<b>68</b>	<b>10%</b>	<b>713</b>	<b>785</b>	<b>-9.17%</b>	<b>57</b>	<b>7%</b>
<b>Misdemeanor Offenses</b>										
Misdemeanor Thefts	49	41	19.51%	274	48%	568	541	4.99%	198	37%
All Other Misdemeanors	165	192	-14.06%	1686	77%	2191	2681	-18.28%	1951	73%
<b>Total Misdemeanors</b>	<b>214</b>	<b>233</b>	<b>-8.15%</b>	<b>1960</b>	<b>71%</b>	<b>2759</b>	<b>3222</b>	<b>-14.37%</b>	<b>2149</b>	<b>67%</b>
<b>Miscellaneous Offenses</b>										
Total Narcotic Offenses	19	33	-42.42%	254	98%	259	423	-38.77%	381	90%
Total Alcohol Offenses	40	52	-23.08%	536	99%	540	611	-11.62%	594	97%
Total Domestic Violence	25	32	-21.88%	259	75%	346	339	2.06%	258	76%
Total Fraud/Forgery	21	23	-8.70%	48	17%	282	351	-19.66%	51	15%
Total Code Enforcement	3	4	-25.00%	42	114%	37	32	15.63%	33	103%
	<b>108</b>	<b>144</b>	<b>-25.00%</b>	<b>1139</b>	<b>78%</b>	<b>1464</b>	<b>1756</b>	<b>-16.63%</b>	<b>1317</b>	<b>75%</b>
*N.C. - not calculable										
Chief _____										
				0						

MANTECA POLICE DEPARTMENT  
MONTHLY CRIME STATISTICS REPORT  
NOVEMBER 2010

Non-Criminal Reports & Services	Current Month	2010 YTD	2009 YTD	% Change YTD/YTD 2010 - 2009
Non-Criminal Reports	148	1750	3670	-52.32%
Service Requests	2377	30934	32589	-5.08%
Written Reports	523	6225	8453	-26.36%
Criminal Complaint Requests	81	1775	2599	-31.70%
Warrants Served	152	964	1234	-21.88%

Property Value	Current Month	2010 YTD	2009 YTD	% Change YTD/YTD 2010 - 2009
Property Stolen	\$211,906.00	\$2,826,198.00	\$3,724,062.00	-24.11%
Property Recovered	\$64,184.00	\$1,078,954.00	\$1,363,472.00	-20.87%
% Property Value Recovered	30.29%	38.18%	36.61%	4.27%

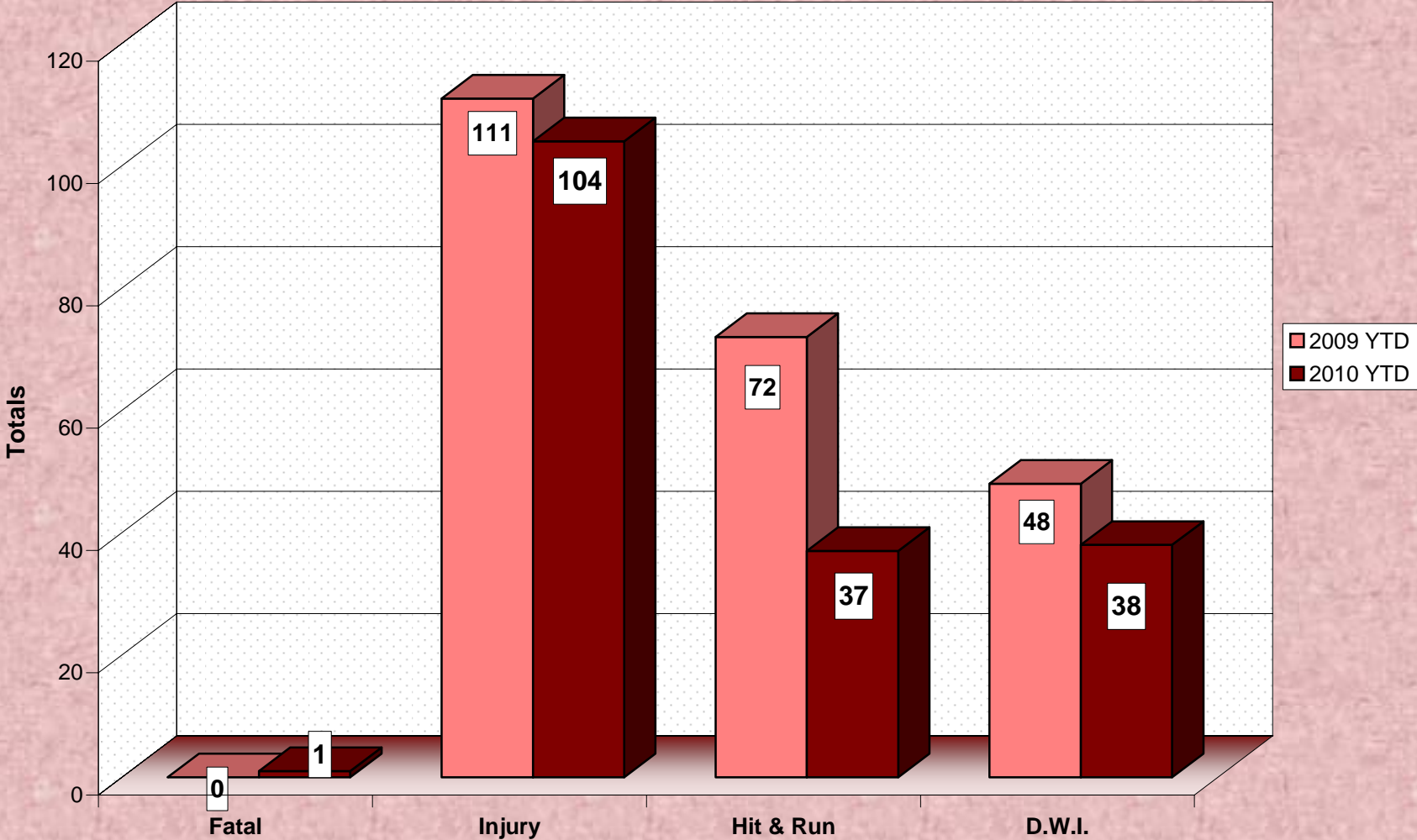
Accidents	Current Month	2010 YTD	2009 YTD	% Change YTD/YTD 2010 - 2009
Total Accidents	59	583	620	-5.97%
Property Damage Only	47	478	509	-6.09%
Fatal	1	1	0	N/C
Injury	11	104	111	-6.31%
Hit & Run	4	37	72	-48.61%
D.W.I.	3	38	48	-20.83%

Arrests	Current Month	2010 YTD	2009 YTD	% Change YTD/YTD 2010 - 2009
Adult Arrests	188	2291	2709	-15.43%
Juvenile Arrests	24	190	265	-28.30%
Total Arrests	212	2481	2974	-16.58%

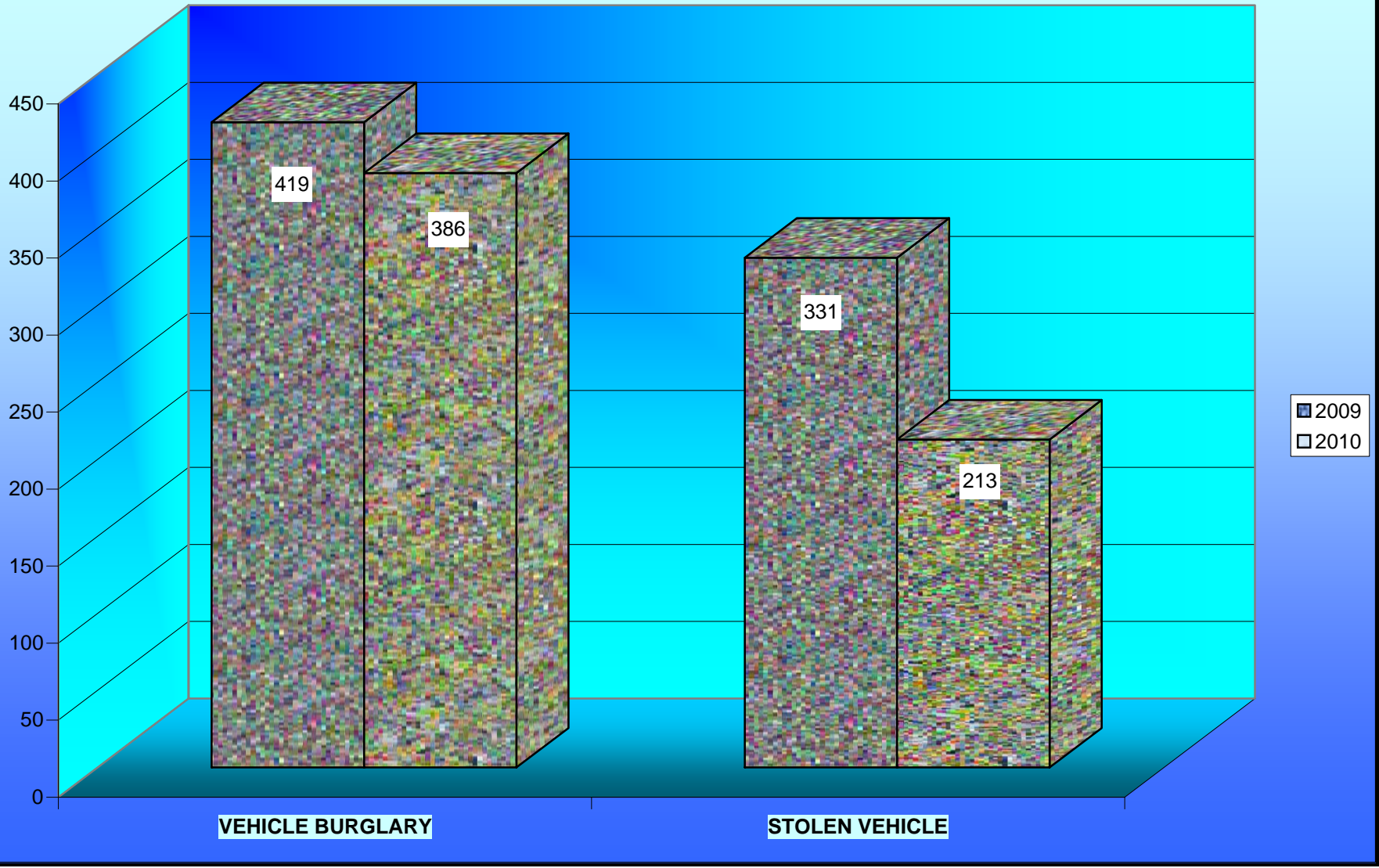
Citations	Current Month	2010 YTD	2009 YTD	% Change YTD/YTD 2010 - 2009
Total Citation Violations	303	5,696	9,262	-38.50%
D.W.I Violations	22	256	222	15.32%
Moving Violations	64	1,907	3,320	-42.56%
Non-Moving Violations	64	1,256	2,867	-56.19%
Child Restraint Violations	0	54	59	-8.47%
Seat Belt Violations	3	468	263	77.95%
All Other Violations	132	2,056	2,626	-21.71%
Parking Violations	102	1,750	2,331	-24.92%

Department Actions	Current Month	2010 YTD	2009 YTD	% Change YTD/YTD 2010 - 2009
Pursuits	1	11	16	-31.25%
Use of Force	2	29	30	-3.33%

# ACCIDENT COMPARISON 2009 - 2010 Year to Date

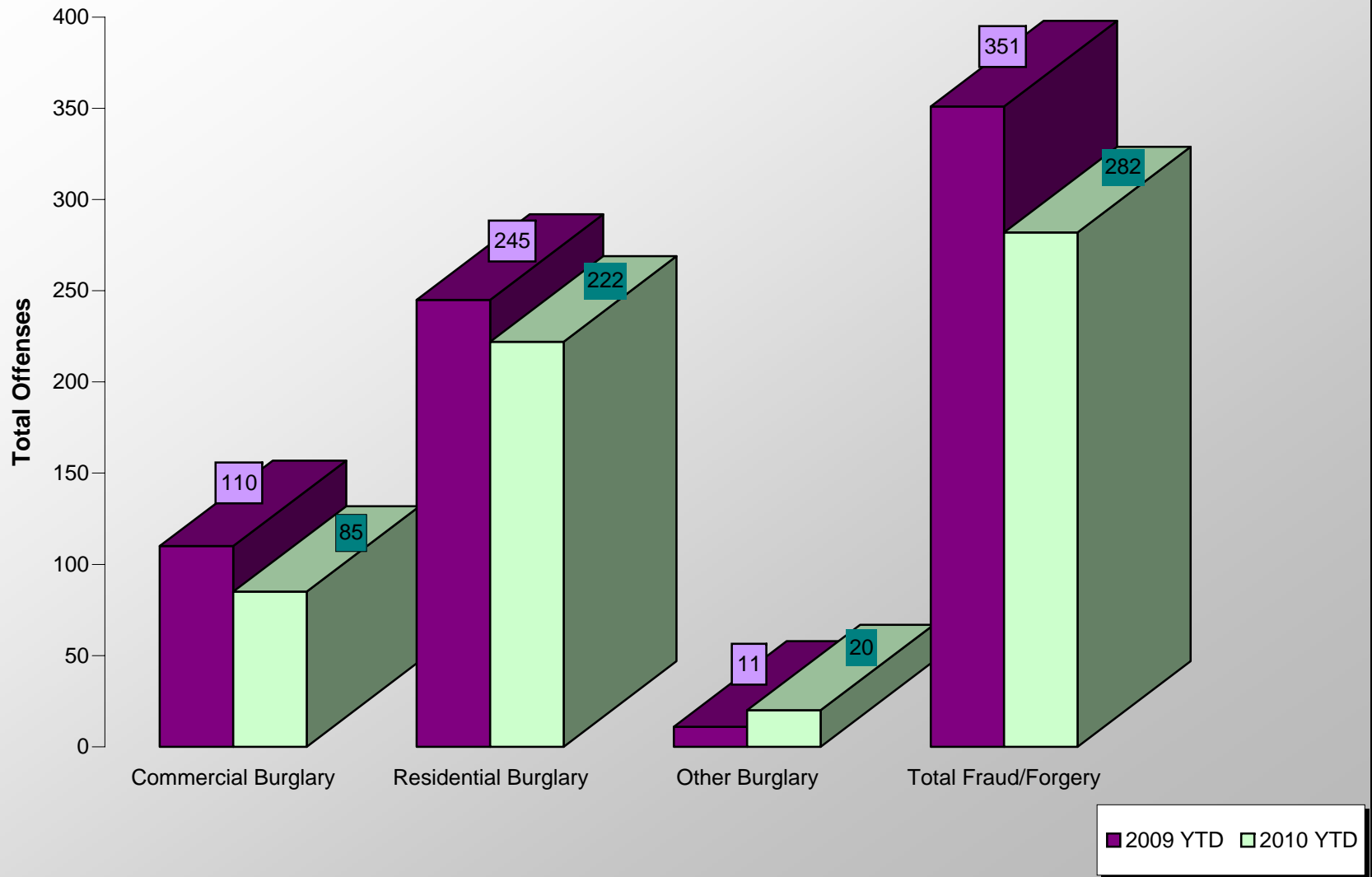


# VEHICLE THEFTS

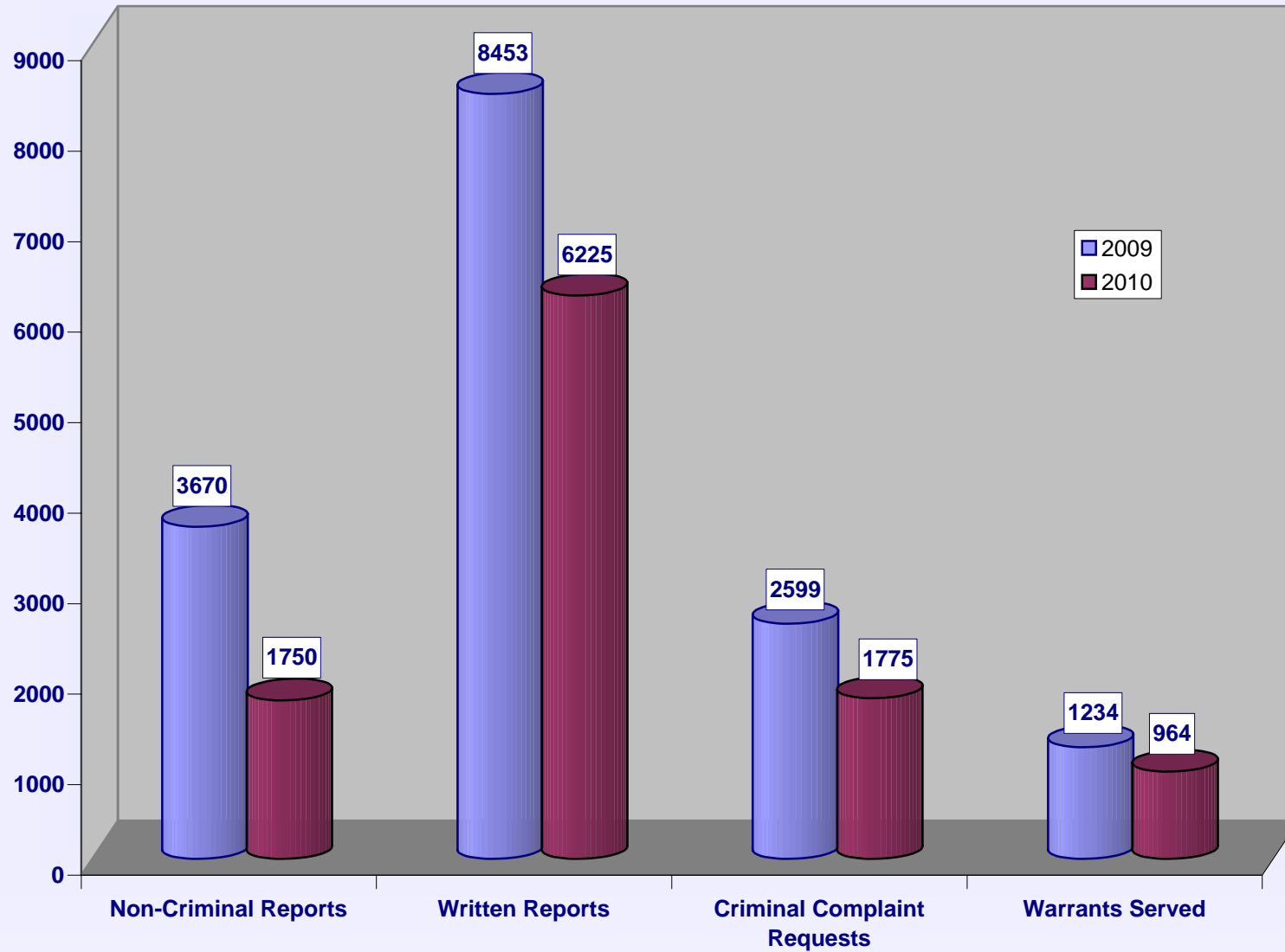


# BURGLARIES

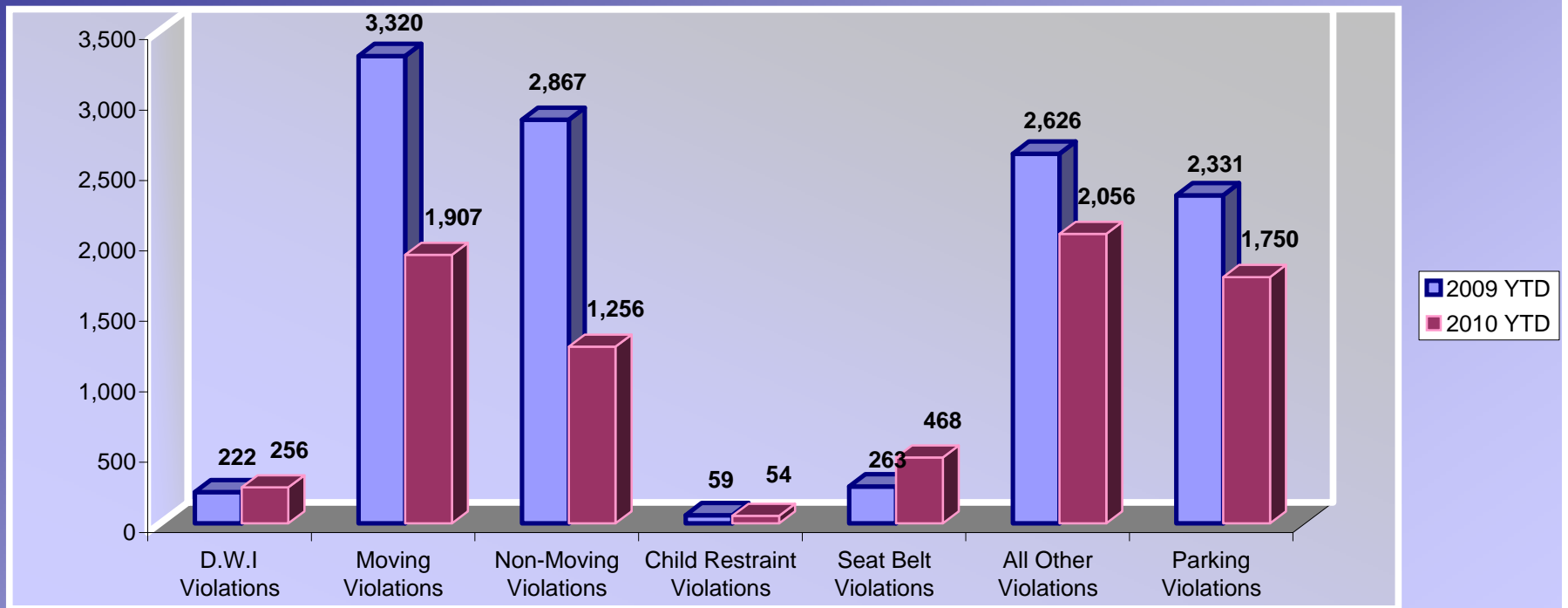
## 2009 - 2010 Year to Date



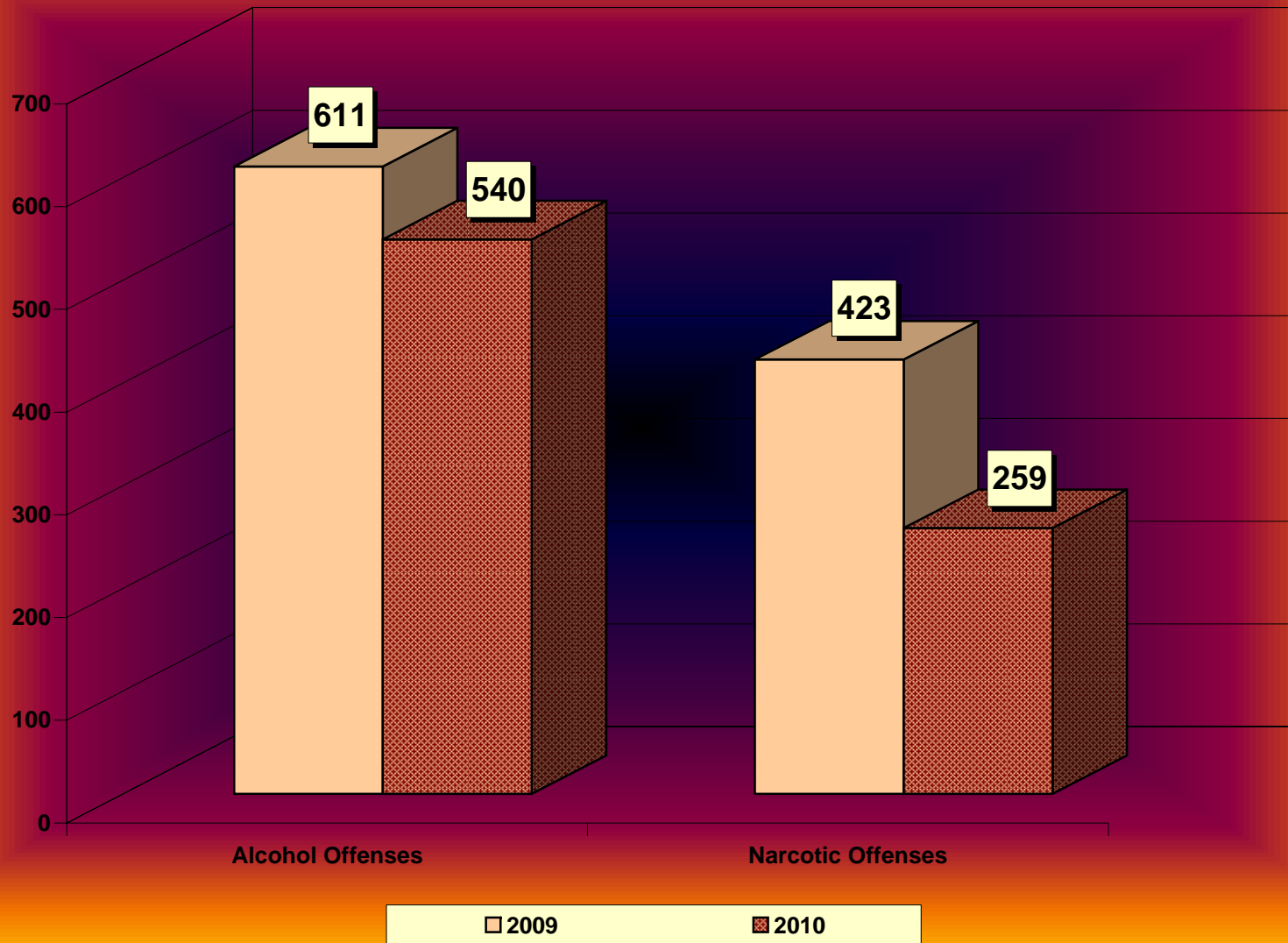
### SERVICE & NON-SERVICE REQUESTS 2009 - 2010



# TRAFFIC CITATIONS



# NARCOTIC / ALCOHOL OFFENSES 2009 - 2010





## Department Actions

