

MANTECA POLICE DEPARTMENT  
MONTHLY CRIME STATISTICS REPORT  
DECEMBER 2010

	Current Month	This Month Last Year	% Change Month/Month 2010- 2009	2010 Cleared Offenses YTD	2010 Clearance RATE YTD	2010 Offenses YTD	2009 Offenses YTD	% Change YTD/YTD 2010 - 2009	2009 Cleared Offenses YTD	2009 Clearance RATE YTD
<b>Part One Crime Offenses</b>										
Homicide	0	0	N/C	1	100%	1	2	-50.00%	2	100%
Rape/Unlawful Interc	1	3	-66.67%	8	44%	18	31	-41.94%	14	45%
Robbery	8	4	100.00%	17	24%	71	85	-16.47%	29	34%
Aggravated Assault	7	6	16.67%	45	46%	98	53	84.91%	26	49%
Commercial Burglary	3	7	-57.14%	24	27%	88	117	-24.79%	25	21%
Residential Burglary	14	33	-57.58%	29	12%	236	278	-15.11%	20	7%
Other Burglary	1	2	-50.00%	4	19%	21	13	61.54%	1	8%
Auto Burglary	69	27	155.56%	16	4%	455	446	2.02%	15	3%
Grand Theft	23	18	27.78%	54	25%	217	212	2.36%	26	12%
Vehicle Theft	25	20	25.00%	20	8%	238	351	-32.19%	37	11%
Arson	0	0	N/C	1	11%	9	17	-47.06%	2	12%
All Other Felonies	17	40	-57.50%	288	68%	423	561	-24.60%	372	66%
<b>Total Felonies</b>	<b>168</b>	<b>160</b>	<b>5.00%</b>	<b>507</b>	<b>27%</b>	<b>1875</b>	<b>2166</b>	<b>-13.43%</b>	<b>569</b>	<b>26%</b>
<b>Total Burglaries</b>	<b>87</b>	<b>69</b>	<b>26.09%</b>	<b>73</b>	<b>9%</b>	<b>800</b>	<b>854</b>	<b>-6.32%</b>	<b>61</b>	<b>7%</b>
<b>Misdemeanor Offenses</b>										
Misdemeanor Thefts	67	29	131.03%	306	48%	635	570	11.40%	209	37%
All Other Misdemeanors	197	178	10.67%	1856	78%	2388	2859	-16.47%	2084	73%
<b>Total Misdemeanors</b>	<b>264</b>	<b>207</b>	<b>27.54%</b>	<b>2162</b>	<b>72%</b>	<b>3023</b>	<b>3429</b>	<b>-11.84%</b>	<b>2293</b>	<b>67%</b>
<b>Miscellaneous Offenses</b>										
Total Narcotic Offenses	12	28	-57.14%	266	98%	271	451	-39.91%	407	90%
Total Alcohol Offenses	51	49	4.08%	589	100%	591	660	-10.45%	641	97%
Total Domestic Violence	26	18	44.44%	283	76%	372	357	4.20%	281	79%
Total Fraud/Forgery	12	32	-62.50%	49	17%	294	383	-23.24%	53	14%
Total Code Enforcement	5	2	150.00%	49	117%	42	34	23.53%	35	103%
	<b>106</b>	<b>129</b>	<b>-17.83%</b>	<b>1236</b>	<b>79%</b>	<b>1570</b>	<b>1885</b>	<b>-16.71%</b>	<b>1417</b>	<b>75%</b>
*N.C. - not calculable										
Chief _____										
				0						

MANTECA POLICE DEPARTMENT  
MONTHLY CRIME STATISTICS REPORT  
DECEMBER 2010

Non-Criminal Reports & Services	Current Month	2010 YTD	2009 YTD	% Change YTD/YTD 2010 - 2009
Non-Criminal Reports	124	1874	3877	-51.66%
Service Requests	2700	33634	35334	-4.81%
Written Reports	562	6787	9027	-24.81%
Criminal Complaint Requests	183	1958	2748	-28.75%
Warrants Served	58	1022	1336	-23.50%

Property Value	Current Month	2010 YTD	2009 YTD	% Change YTD/YTD 2010 - 2009
Property Stolen	\$464,142.00	\$3,290,340.00	\$4,185,531.00	-21.39%
Property Recovered	\$399,412.00	\$1,478,366.00	\$1,593,202.00	-7.21%
% Property Value Recovered	86.05%	44.93%	38.06%	18.04%

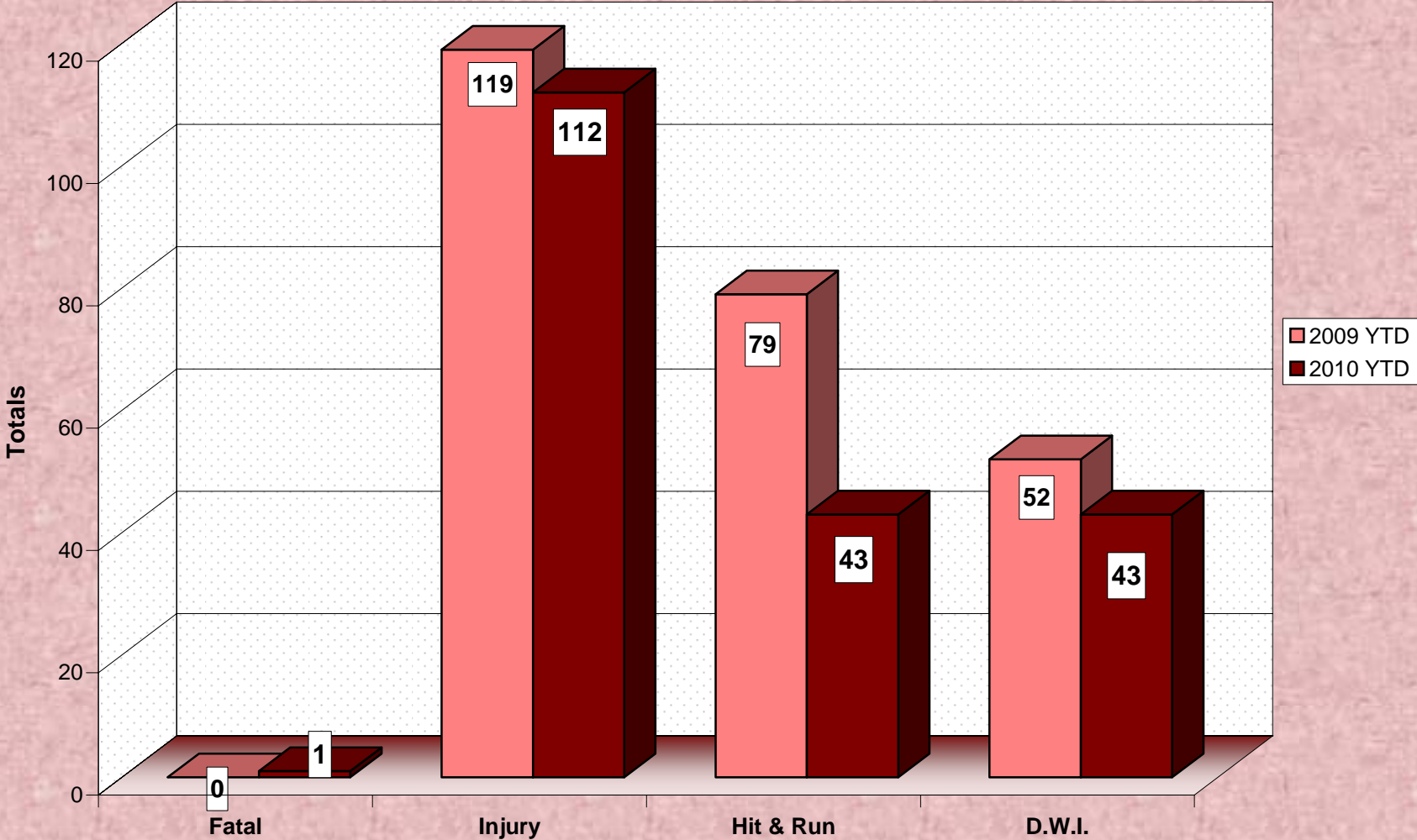
Accidents	Current Month	2010 YTD	2009 YTD	% Change YTD/YTD 2010 - 2009
Total Accidents	54	637	675	-5.63%
Property Damage Only	46	524	556	-5.76%
Fatal	0	1	0	N/C
Injury	8	112	119	-5.88%
Hit & Run	6	43	79	-45.57%
D.W.I.	5	43	52	-17.31%

Arrests	Current Month	2010 YTD	2009 YTD	% Change YTD/YTD 2010 - 2009
Adult Arrests	197	2488	2907	-14.41%
Juvenile Arrests	13	203	282	-28.01%
Total Arrests	210	2691	3189	-15.62%

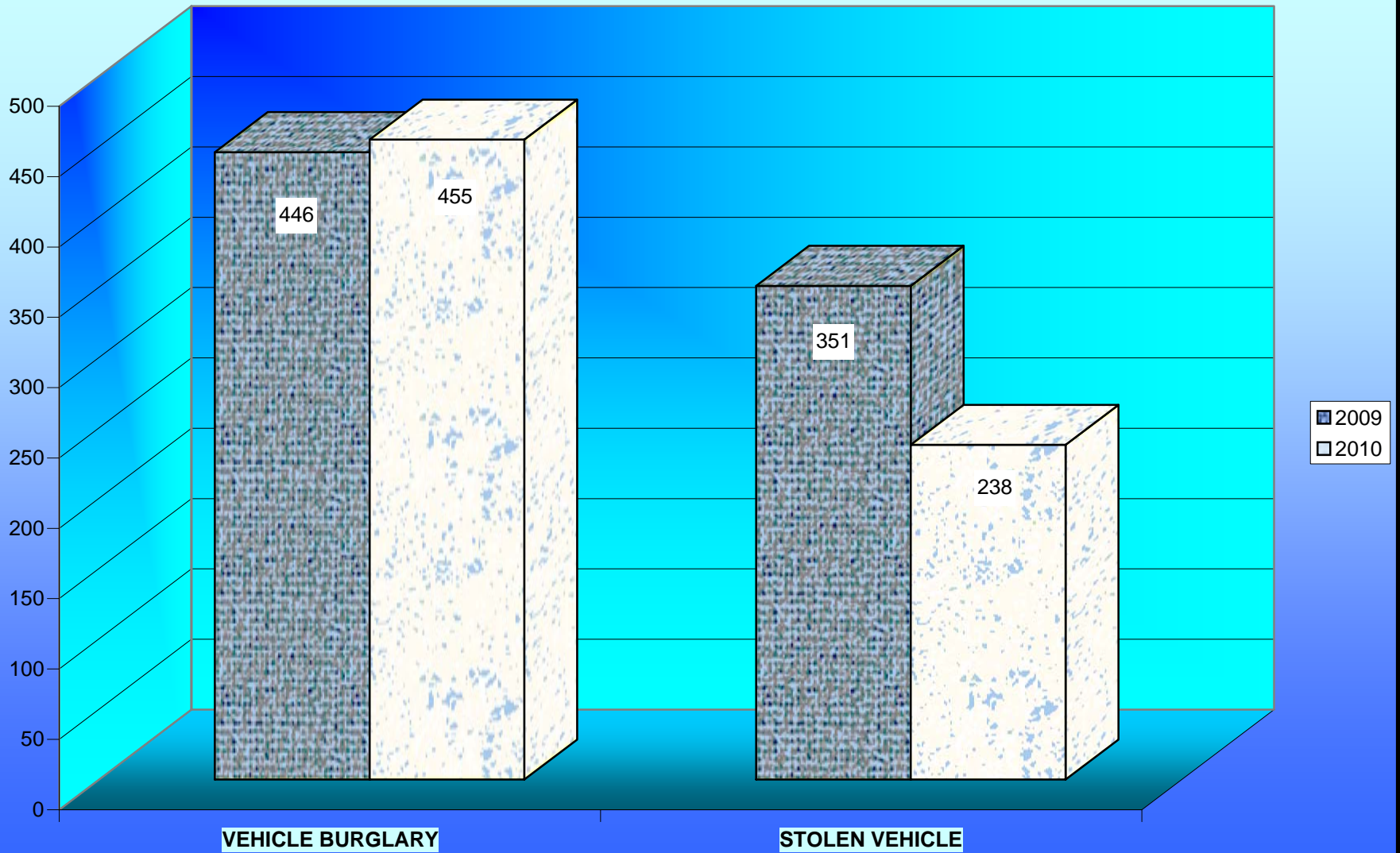
Citations	Current Month	2010 YTD	2009 YTD	% Change YTD/YTD 2010 - 2009
Total Citation Violations	453	6,149	9,721	-36.75%
D.W.I Violations	28	284	250	13.60%
Moving Violations	112	2,019	3,458	-41.61%
Non-Moving Violations	135	1,391	2,983	-53.37%
Child Restraint Violations	6	60	61	-1.64%
Seat Belt Violations	5	473	274	72.63%
All Other Violations	154	2,210	2,778	-20.45%
Parking Violations	83	1,833	2,511	-27.00%

Department Actions	Current Month	2010 YTD	2009 YTD	% Change YTD/YTD 2010 - 2009
Pursuits	1	12	19	-36.84%
Use of Force	1	30	34	-11.76%

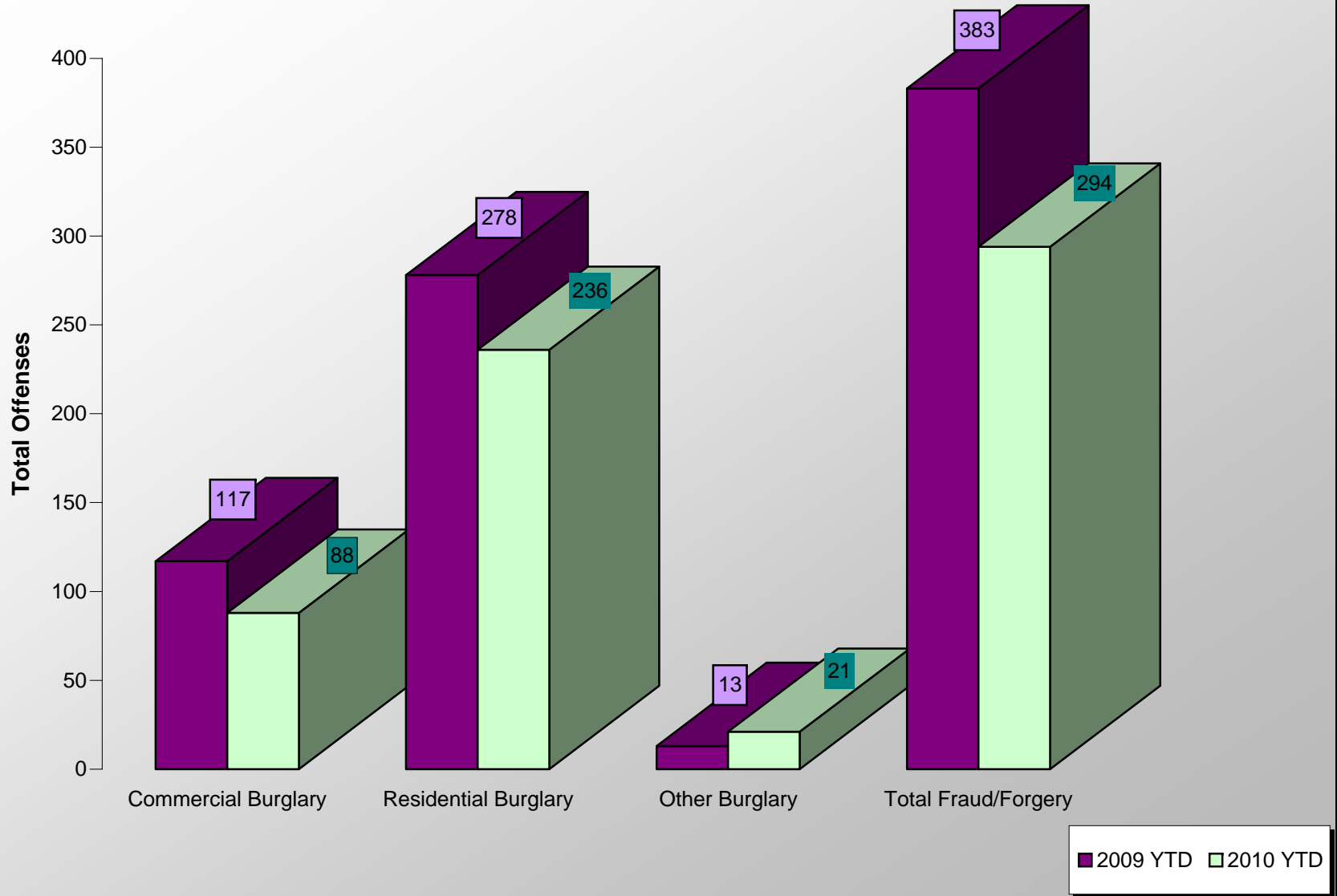
# ACCIDENT COMPARISON 2009 - 2010 Year to Date



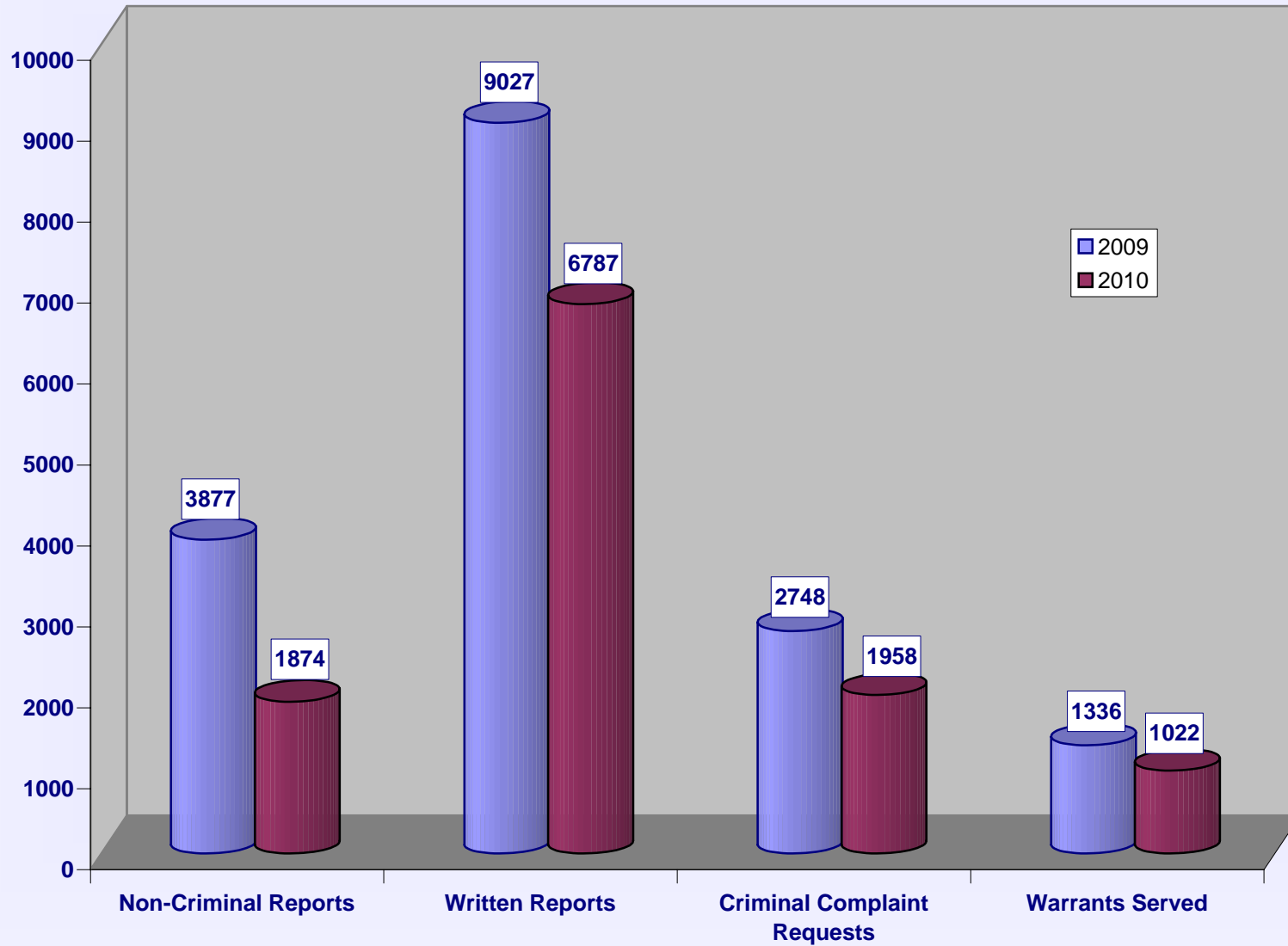
# VEHICLE THEFTS



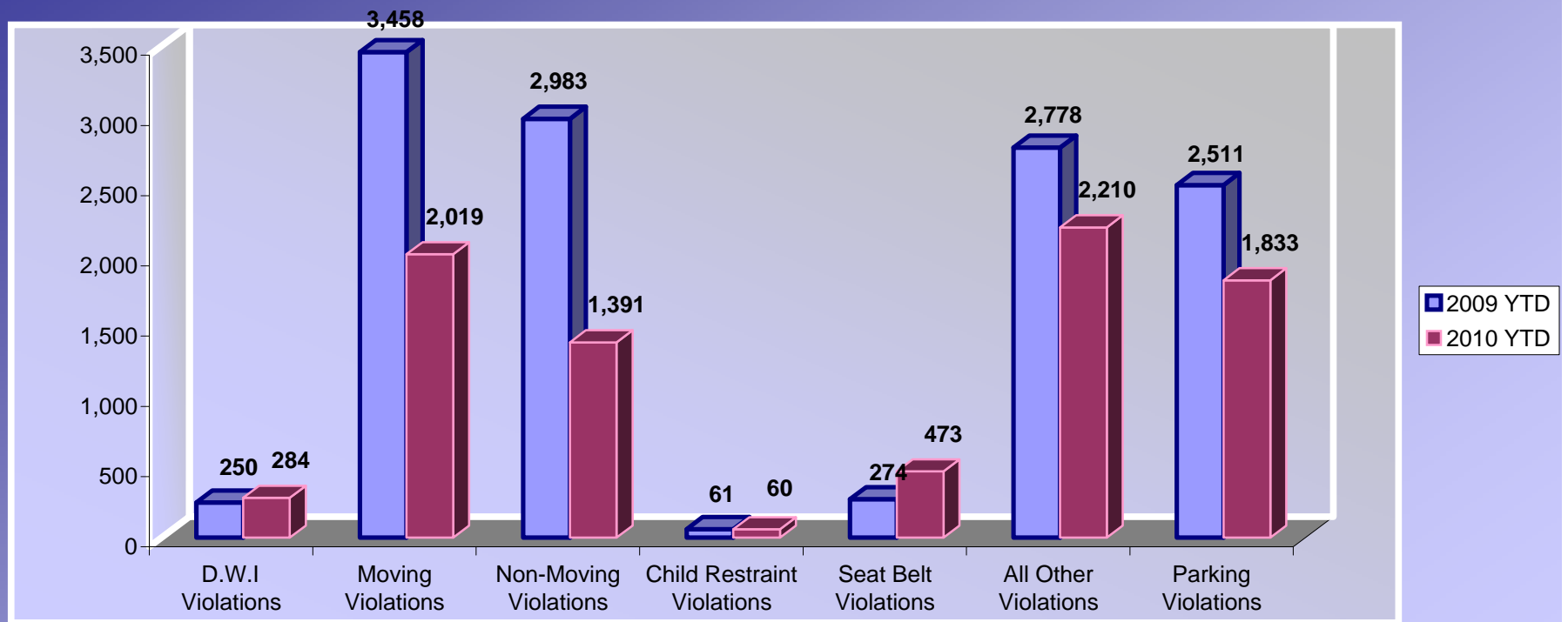
### BURGLARIES 2009 - 2010 Year to Date



### SERVICE & NON-SERVICE REQUESTS 2009 - 2010



# TRAFFIC CITATIONS



# NARCOTIC / ALCOHOL OFFENSES 2009 - 2010

