

MANTECA POLICE DEPARTMENT
MONTHLY CRIME STATISTICS REPORT
NOVEMBER 2011

Part One Crime Offenses	Current Month	This Month Last Year	% Change Month/Month 2011- 2010	2011 Cleared Offenses YTD	2011 Clearance RATE YTD	2011 Offenses YTD	2010 Offenses YTD	% Change YTD/YTD 2011 - 2010	2010 Cleared Offenses YTD	2010 Clearance RATE YTD
Homicide	0	0	N/C	4	80%	5	1	400.00%	1	100%
Rape/Unlawful Interc	1	2	-50.00%	6	50%	12	17	-29.41%	7	41%
Robbery	4	11	-63.64%	12	27%	45	63	-28.57%	16	25%
Aggravated Assault	7	9	-22.22%	48	53%	90	91	-1.10%	41	45%
Commercial Burglary	9	4	125.00%	31	20%	158	85	85.88%	22	26%
Residential Burglary	20	23	-13.04%	19	6%	296	222	33.33%	27	12%
Other Burglary	3	3	0.00%	1	6%	18	20	-10.00%	4	20%
Auto Burglary	50	41	21.95%	11	2%	544	386	40.93%	15	4%
Grand Theft	9	21	-57.14%	11	8%	133	194	-31.44%	48	25%
Vehicle Theft	34	17	100.00%	31	13%	236	213	10.80%	19	9%
Arson	1	2	-50.00%	6	32%	19	9	111.11%	1	11%
All Other Felonies	31	28	10.71%	282	72%	394	406	-2.96%	275	68%
Total Felonies	169	161	4.97%	462	24%	1950	1707	14.24%	476	28%
Total Burglaries	82	71	15.49%	62	6%	1016	713	42.50%	68	10%
Misdemeanor Offenses	Current Month	This Month Last Year	% Change Month/Month 2011 - 2010	2011 Cleared Offenses YTD	2011 Clearance RATE YTD	2011 Offenses YTD	2010 Offenses YTD	% Change YTD/YTD 2011 - 2010	2010 Cleared Offenses YTD	2010 Clearance RATE YTD
Misdemeanor Thefts	74	49	51.02%	408	52%	792	568	39.44%	274	48%
All Other Misdemeanors	132	165	-20.00%	1428	75%	1902	2191	-13.19%	1686	77%
Total Misdemeanors	206	214	-3.74%	1836	68%	2694	2759	-2.36%	1960	71%
Miscellaneous Offenses	Current Month	This Month Last Year	% Change Month/Month 2011 - 2010	2011 Cleared Offenses YTD	2011 Clearance RATE YTD	2011 Offenses YTD	2010 Offenses YTD	% Change YTD/YTD 2011 - 2010	2010 Cleared Offenses YTD	2010 Clearance RATE YTD
Total Narcotic Offenses	10	19	-47.37%	217	94%	232	259	-10.42%	254	98%
Total Alcohol Offenses	28	40	-30.00%	443	100%	441	540	-18.33%	536	99%
Total Domestic Violence	26	25	4.00%	264	77%	341	346	-1.45%	259	75%
Total Fraud/Forgery	24	21	14.29%	32	13%	238	282	-15.60%	48	17%
Total Code Enforcement	1	3	-66.67%	15	115%	13	37	-64.86%	42	114%
	89	108	-17.59%	971	77%	1265	1464	-13.59%	1139	78%
*N.C. - not calculable										
Chief										
*GRAND THEFT CHANGED FROM OVER \$400 TO OVER \$950 01/01/2011						0				

MANTECA POLICE DEPARTMENT
MONTHLY CRIME STATISTICS REPORT
NOVEMBER 2011

Non-Criminal Reports & Services	Current Month	2011 YTD	2010 YTD	% Change YTD/YTD 2011 - 2010
Non-Criminal Reports	116	1538	1750	-12.11%
Service Requests	2363	30450	30934	-1.56%
Written Reports	497	6206	6225	-0.31%
Criminal Complaint Requests	133	1710	1775	-3.66%
Warrants Served	73	1003	964	4.05%

Property Value	Current Month	2011 YTD	2010 YTD	% Change YTD/YTD 2011 - 2010
Property Stolen	\$353,912.00	\$5,340,263.00	\$2,826,198.00	88.96%
Property Recovered	\$134,174.00	\$2,023,992.00	\$1,078,954.00	87.59%
% Property Value Recovered	37.91%	37.90%	38.18%	-0.72%

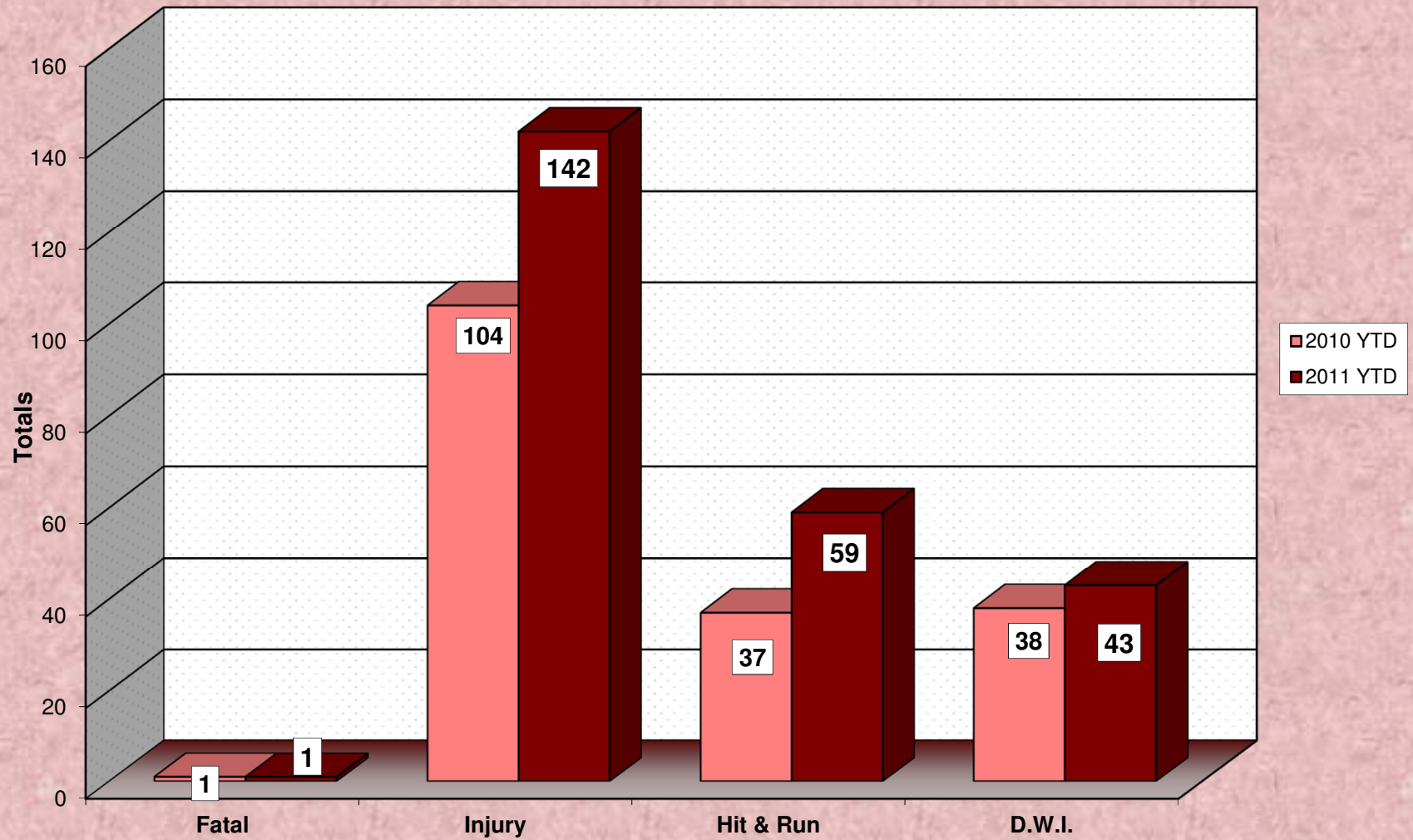
Accidents	Current Month	2011 YTD	2010 YTD	% Change YTD/YTD 2011 - 2010
Total Accidents	58	611	583	4.80%
Property Damage Only	48	469	478	-1.88%
Fatal	0	1	1	0.00%
Injury	10	142	104	36.54%
Hit & Run	8	59	37	59.46%
D.W.I.	3	43	38	13.16%

Arrests	Current Month	2011 YTD	2010 YTD	% Change YTD/YTD 2011 - 2010
Adult Arrests	173	2290	2291	-0.04%
Juvenile Arrests	14	261	190	37.37%
Total Arrests	187	2551	2481	2.82%

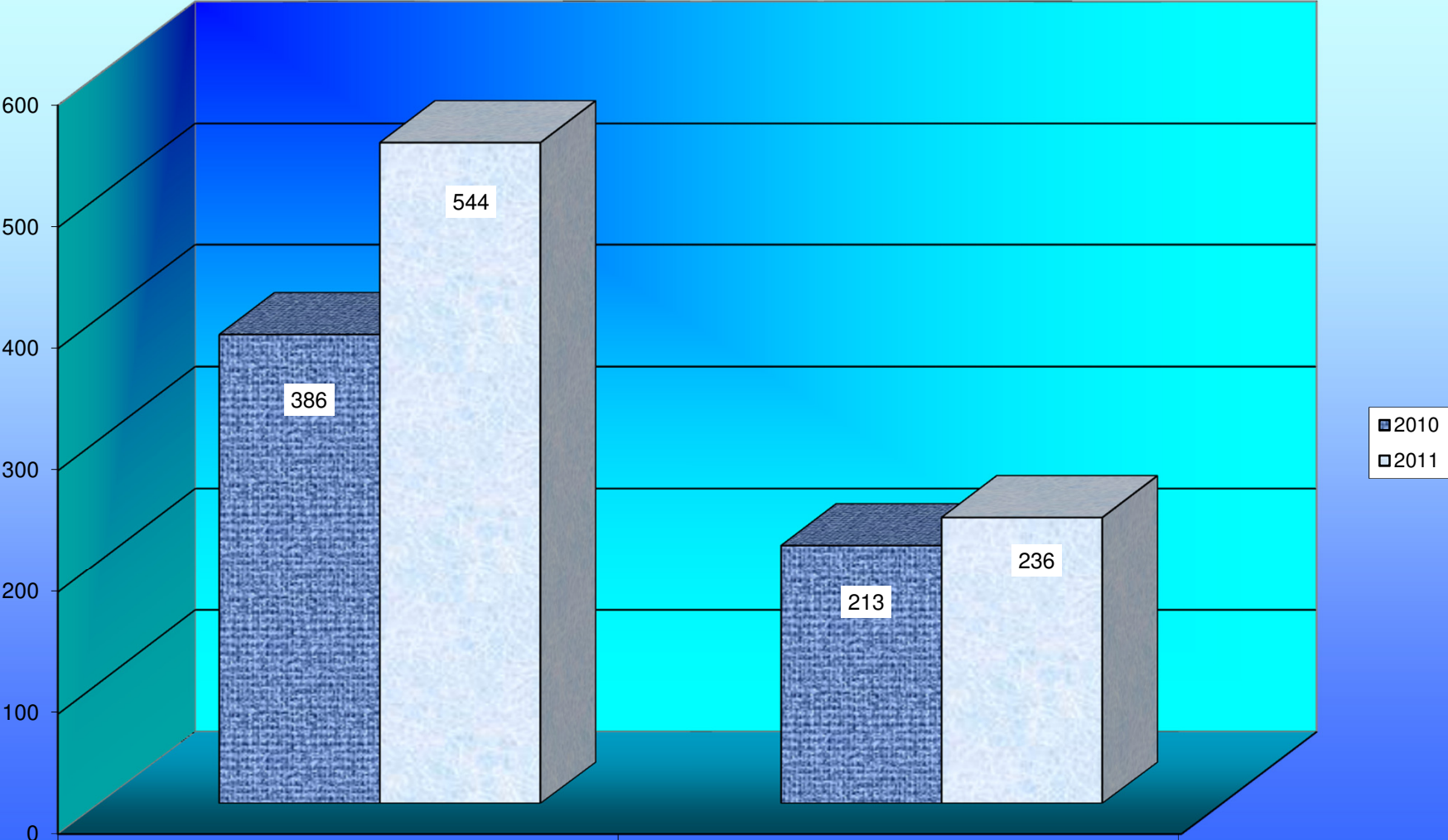
Citations	Current Month	2011 YTD	2010 YTD	% Change YTD/YTD 2011 - 2010
Total Citation Violations	278	4,622	5,696	-18.86%
D.W.I Violations	15	155	256	-39.45%
Moving Violations	54	1,435	1,907	-24.75%
Non-Moving Violations	46	1,159	1,256	-7.72%
Child Restraint Violations	1	25	54	-53.70%
Seat Belt Violations	15	328	468	-29.91%
All Other Violations	155	1,753	2,056	-14.74%
Parking Violations	47	780	1,750	-55.43%

Department Actions	Current Month	2011 YTD	2010 YTD	% Change YTD/YTD 2011 - 2010
Pursuits	3	19	11	72.73%
Use of Force	1	21	29	-27.59%

ACCIDENT COMPARISON 2010 - 2011 Year to Date



VEHICLE THEFTS

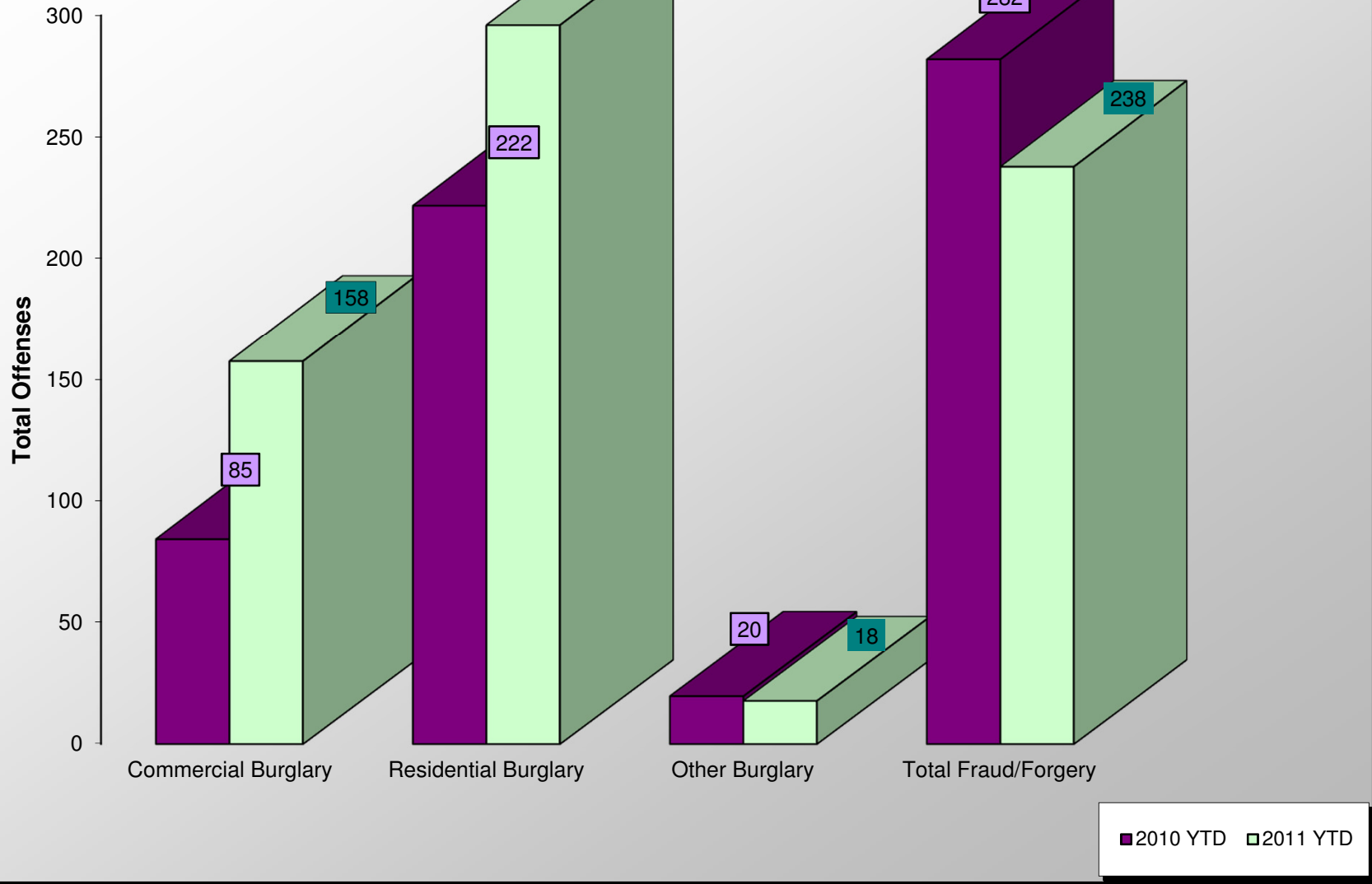


VEHICLE BURGLARY

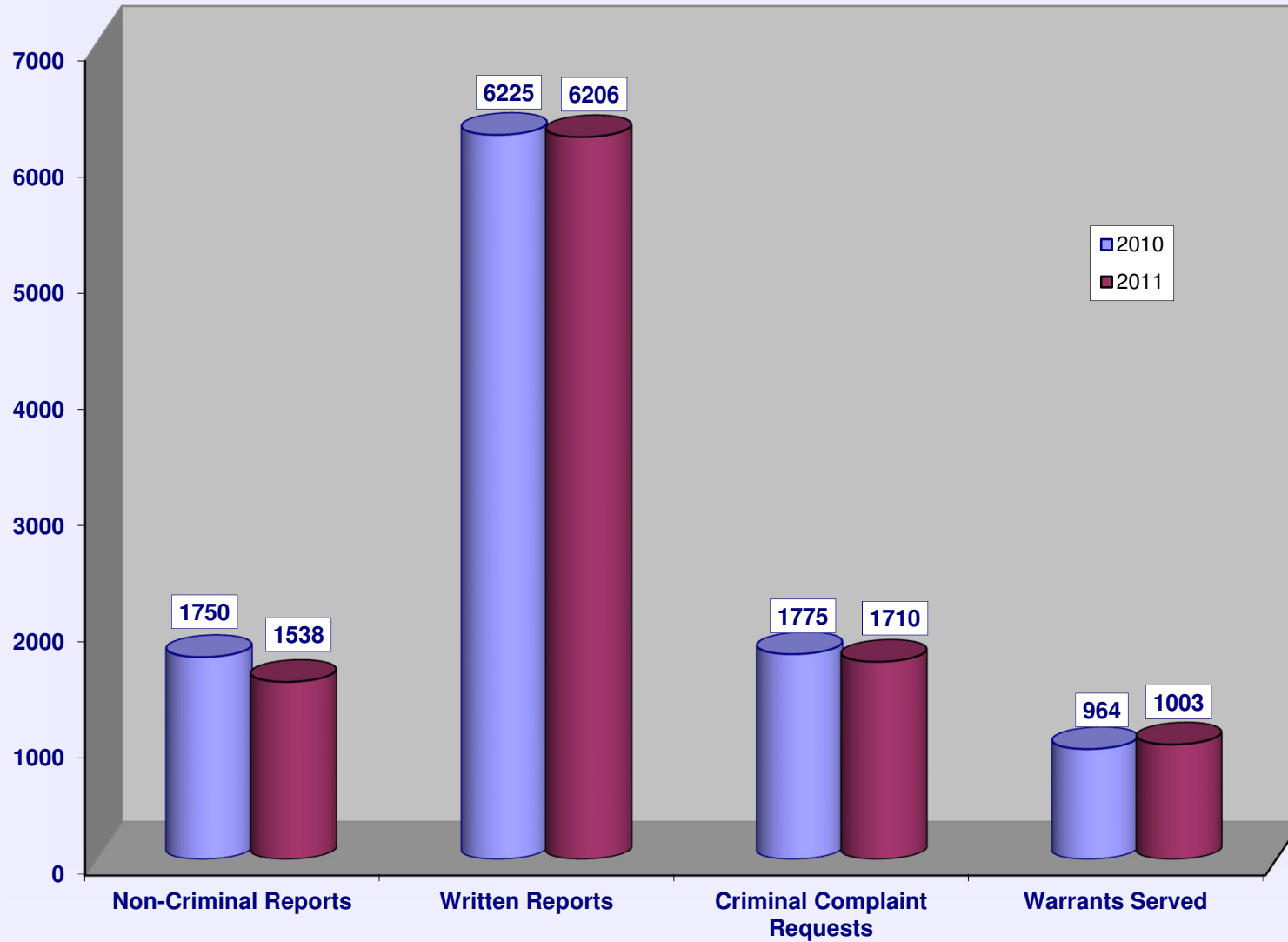
STOLEN VEHICLE

■ 2010
□ 2011

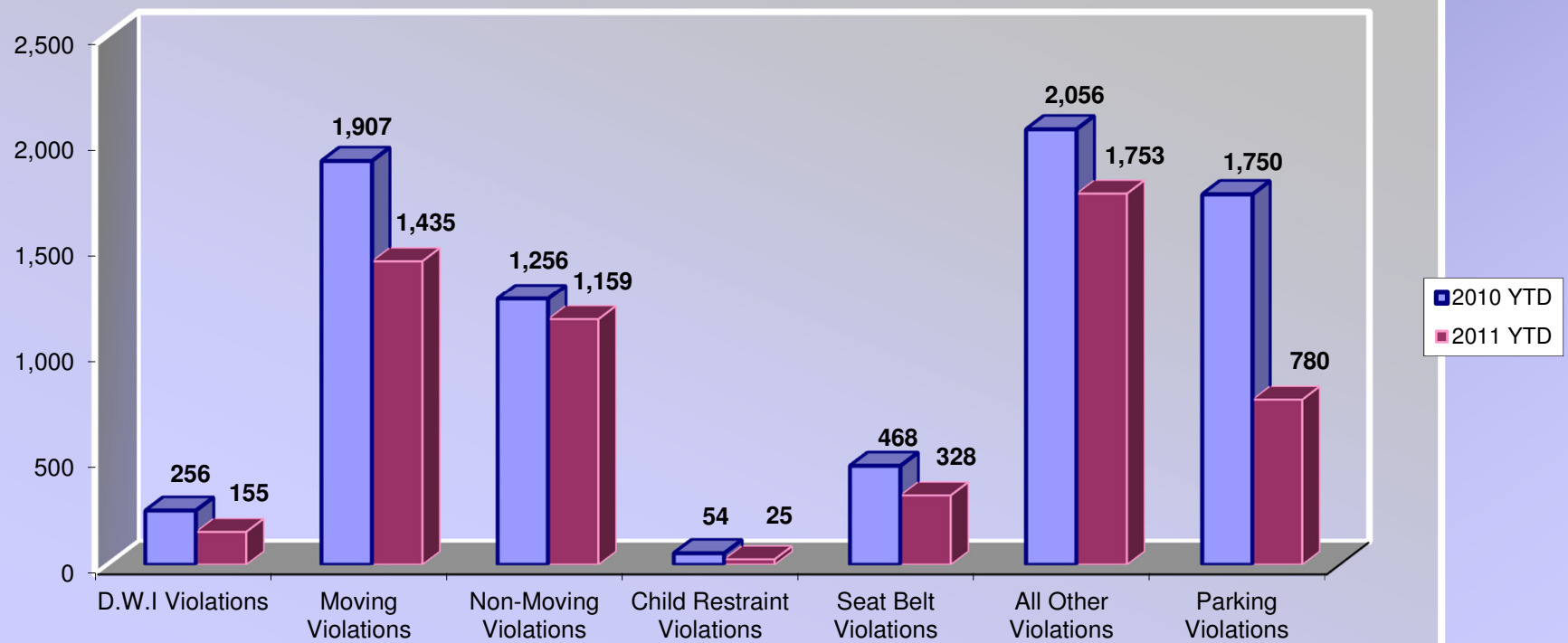
BURGLARIES 2010 - 2011 Year to Date



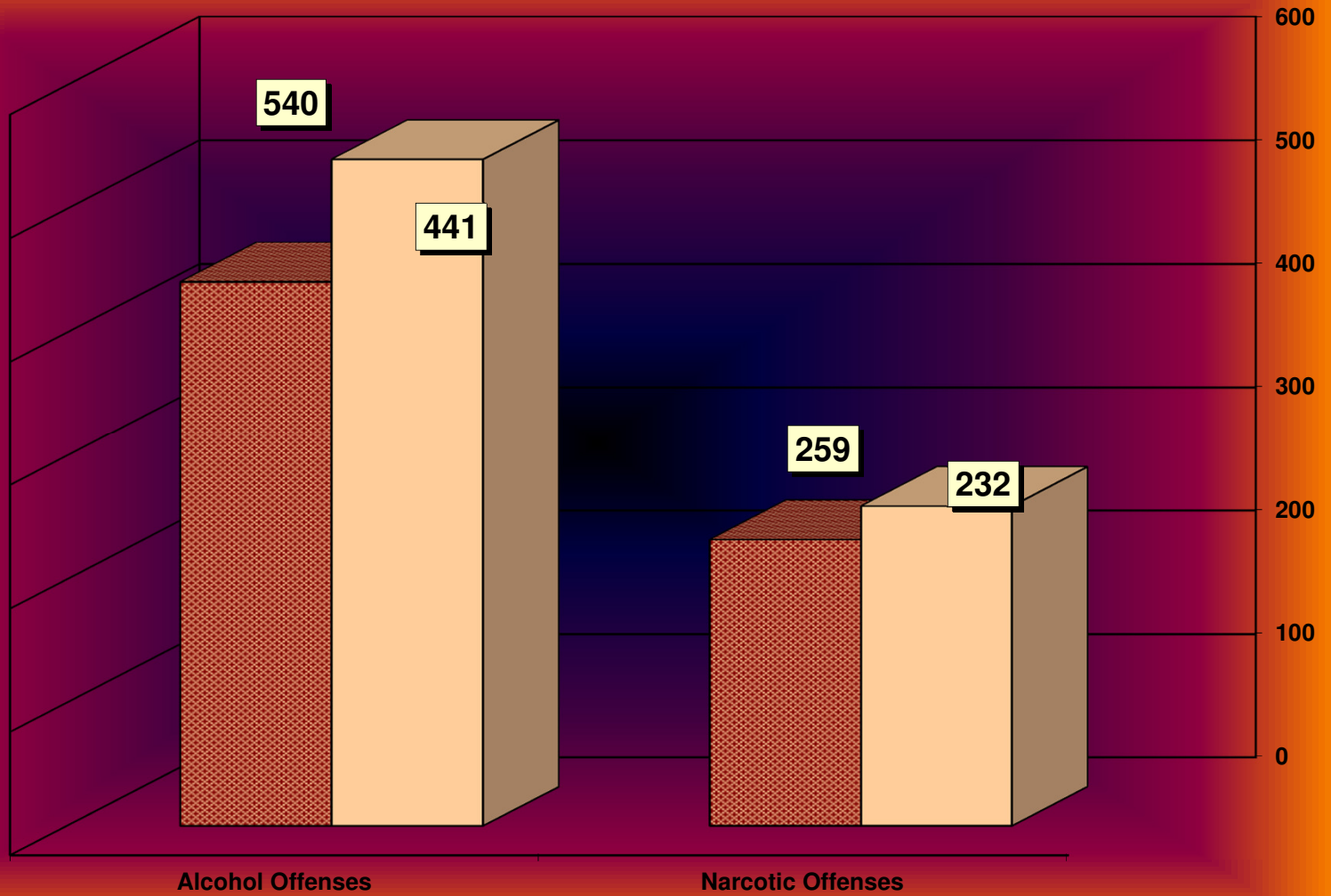
SERVICE & NON-SERVICE REQUESTS 2010 - 2011



TRAFFIC CITATIONS



NARCOTIC / ALCOHOL OFFENSES 2010 - 2011



□ 2010 ■ 2011

Department Actions

