

MANTECA POLICE DEPARTMENT
MONTHLY CRIME STATISTICS REPORT
DECEMBER 2011

Part One Crime Offenses	Current Month	This Month Last Year	% Change Month/Month 2011- 2010	2011 Cleared Offenses YTD	2011 Clearance RATE YTD	2011 Offenses YTD	2010 Offenses YTD	% Change YTD/YTD 2011 - 2010	2010 Cleared Offenses YTD	2010 Clearance RATE YTD
Homicide	0	0	N/C	0	0%	5	1	400.00%	1	100%
Rape/Unlawful Interc	0	1	-100.00%	0	0%	12	18	-33.33%	8	44%
Robbery	8	8	0.00%	0	0%	53	71	-25.35%	17	24%
Aggravated Assault	6	7	-14.29%	4	4%	96	98	-2.04%	45	46%
Commercial Burglary	13	3	333.33%	1	1%	171	88	94.32%	24	27%
Residential Burglary	24	14	71.43%	7	2%	320	236	35.59%	29	12%
Other Burglary	3	1	200.00%	1	5%	21	21	0.00%	4	19%
Auto Burglary	45	69	-34.78%	0	0%	589	455	29.45%	16	4%
Grand Theft	4	23	-82.61%	0	0%	137	217	-36.87%	54	25%
Vehicle Theft	34	25	36.00%	3	1%	270	238	13.45%	20	8%
Arson	0	0	N/C	0	0%	19	9	111.11%	1	11%
All Other Felonies	28	17	64.71%	26	6%	422	423	-0.24%	288	68%
Total Felonies	165	168	-1.79%	42	2%	2115	1875	12.80%	507	27%
Total Burglaries	85	87	-2.30%	9	1%	1101	800	37.63%	73	9%
Misdemeanor Offenses	Current Month	This Month Last Year	% Change Month/Month 2011 - 2010	2011 Cleared Offenses YTD	2011 Clearance RATE YTD	2011 Offenses YTD	2010 Offenses YTD	% Change YTD/YTD 2011 - 2010	2010 Cleared Offenses YTD	2010 Clearance RATE YTD
Misdemeanor Thefts	72	67	7.46%	448	52%	864	635	36.06%	306	48%
All Other Misdemeanors	170	197	-13.71%	1537	74%	2072	2388	-13.23%	1856	78%
Total Misdemeanors	242	264	-8.33%	1985	68%	2936	3023	-2.88%	2162	72%
Miscellaneous Offenses	Current Month	This Month Last Year	% Change Month/Month 2011 - 2010	2011 Cleared Offenses YTD	2011 Clearance RATE YTD	2011 Offenses YTD	2010 Offenses YTD	% Change YTD/YTD 2011 - 2010	2010 Cleared Offenses YTD	2010 Clearance RATE YTD
Total Narcotic Offenses	15	12	25.00%	232	94%	247	271	-8.86%	266	98%
Total Alcohol Offenses	29	51	-43.14%	472	100%	472	591	-20.14%	589	100%
Total Domestic Violence	23	26	-11.54%	287	76%	376	372	1.08%	283	76%
Total Fraud/Forgery	2	12	-83.33%	34	13%	259	294	-11.90%	49	17%
Total Code Enforcement	1	5	-80.00%	16	114%	14	42	-66.67%	49	117%
	70	106	-33.96%	1041	76%	1368	1570	-12.87%	1236	79%
*N.C. - not calculable										
Chief										
'GRAND THEFT CHANGED FROM OVER \$400 TO OVER \$950 01/01/2011						0				

MANTECA POLICE DEPARTMENT
MONTHLY CRIME STATISTICS REPORT
DECEMBER 2011

Non-Criminal Reports & Services	Current Month	2011 YTD	2010 YTD	% Change YTD/YTD 2011 - 2010
Non-Criminal Reports	122	1660	1874	-11.42%
Service Requests	2581	33031	33634	-1.79%
Written Reports	529	6735	6787	-0.77%
Criminal Complaint Requests	135	1845	1958	-5.77%
Warrants Served	84	1087	1022	6.36%

Property Value	Current Month	2011 YTD	2010 YTD	% Change YTD/YTD 2011 - 2010
Property Stolen	\$550,345.00	\$5,890,608.00	\$3,290,340.00	79.03%
Property Recovered	\$292,988.00	\$2,316,980.00	\$1,478,366.00	56.73%
% Property Value Recovered	53.24%	39.33%	44.93%	-12.46%

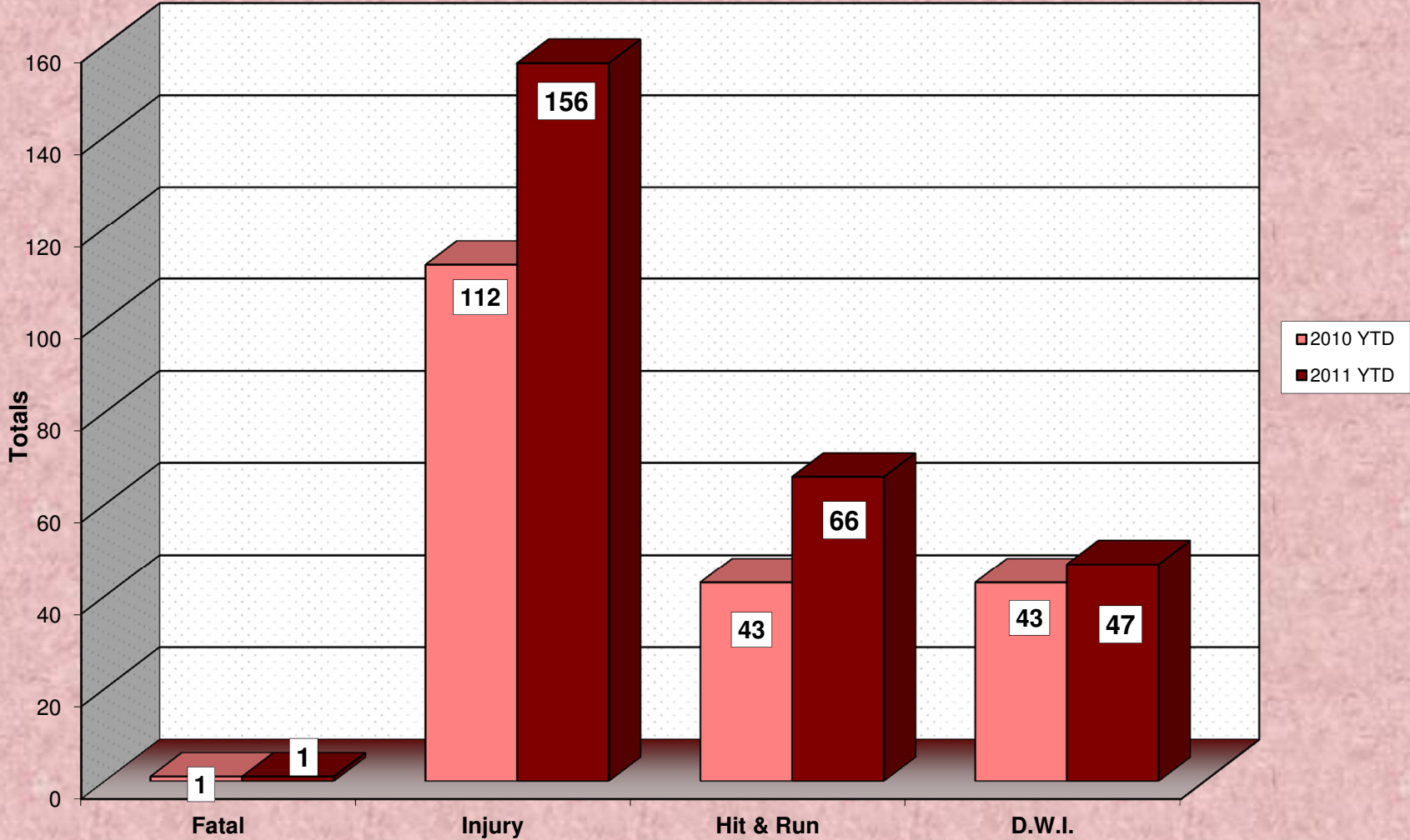
Accidents	Current Month	2011 YTD	2010 YTD	% Change YTD/YTD 2011 - 2010
Total Accidents	64	675	637	5.97%
Property Damage Only	49	518	524	-1.15%
Fatal	0	1	1	0.00%
Injury	14	156	112	39.29%
Hit & Run	7	66	43	53.49%
D.W.I.	4	47	43	9.30%

Arrests	Current Month	2011 YTD	2010 YTD	% Change YTD/YTD 2011 - 2010
Adult Arrests	187	2477	2488	-0.44%
Juvenile Arrests	14	275	203	35.47%
Total Arrests	201	2752	2691	2.27%

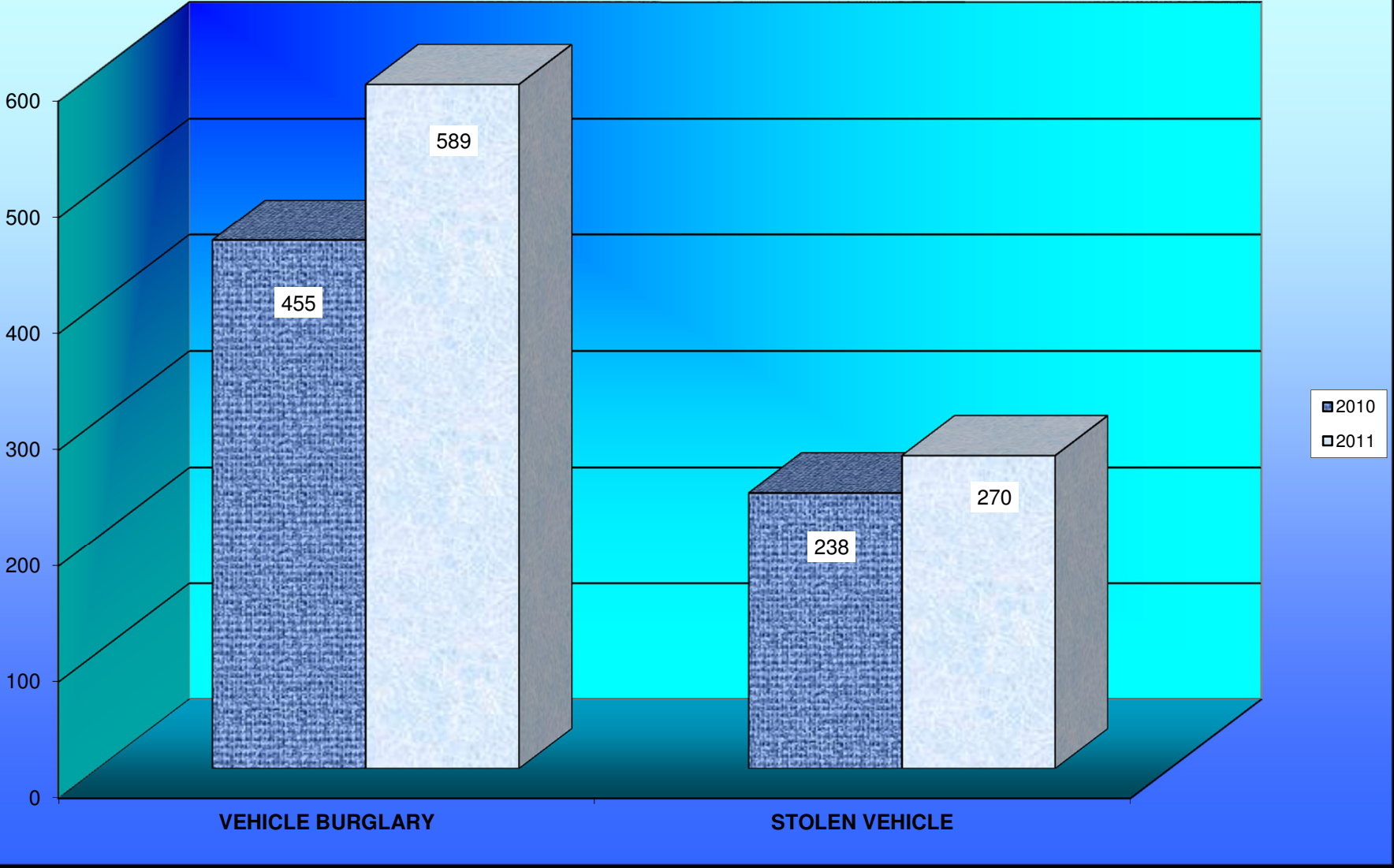
Citations	Current Month	2011 YTD	2010 YTD	% Change YTD/YTD 2011 - 2010
Total Citation Violations	384	5,006	6,149	-18.59%
D.W.I Violations	12	167	284	-41.20%
Moving Violations	107	1,542	2,019	-23.63%
Non-Moving Violations	115	1,274	1,391	-8.41%
Child Restraint Violations	1	26	60	-56.67%
Seat Belt Violations	19	347	473	-26.64%
All Other Violations	138	1,891	2,210	-14.43%
Parking Violations	38	818	1,833	-55.37%

Department Actions	Current Month	2011 YTD	2010 YTD	% Change YTD/YTD 2011 - 2010
Pursuits	0	19	12	58.33%
Use of Force	0	21	30	-30.00%

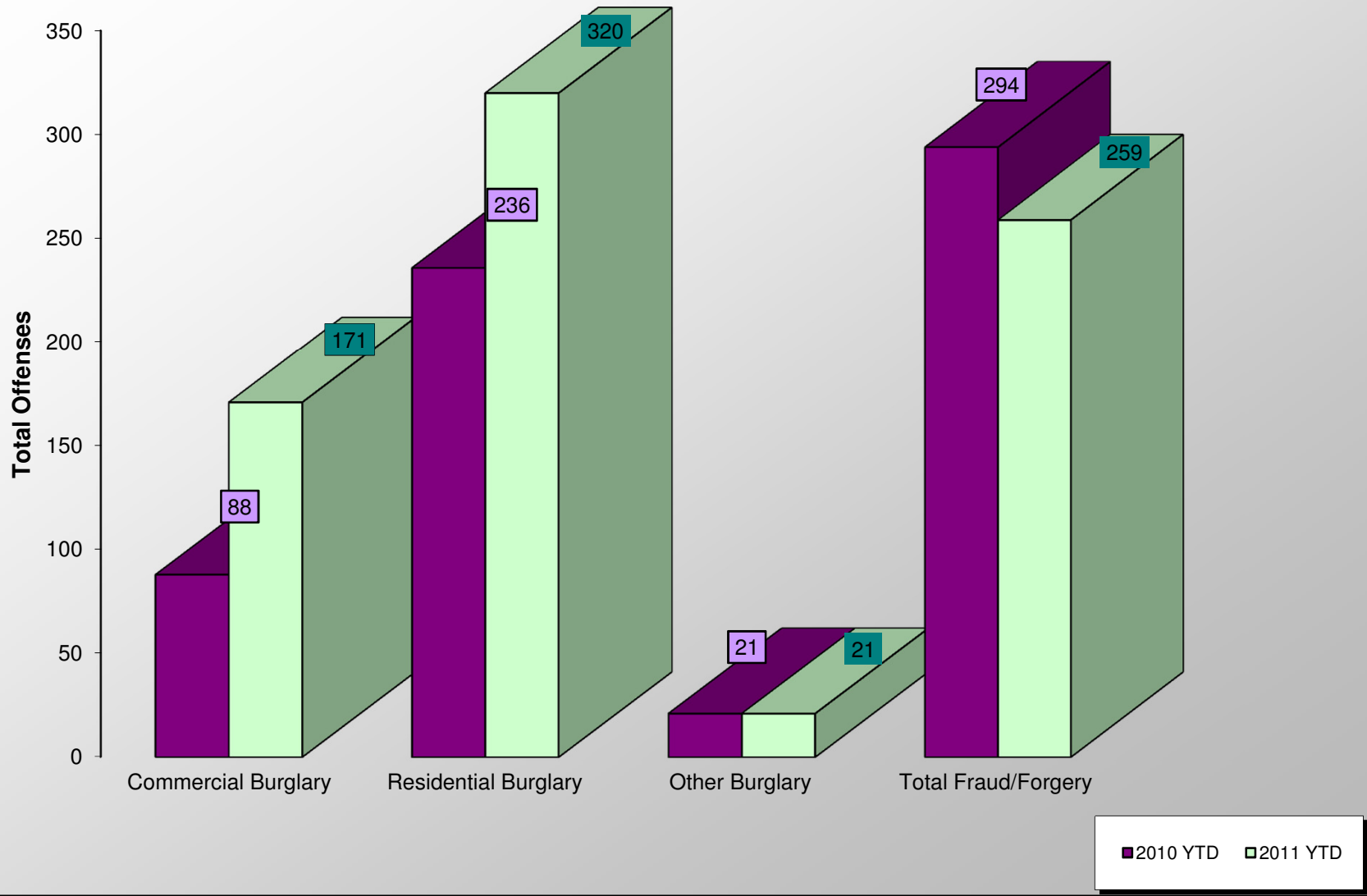
ACCIDENT COMPARISON 2010 - 2011 Year to Date



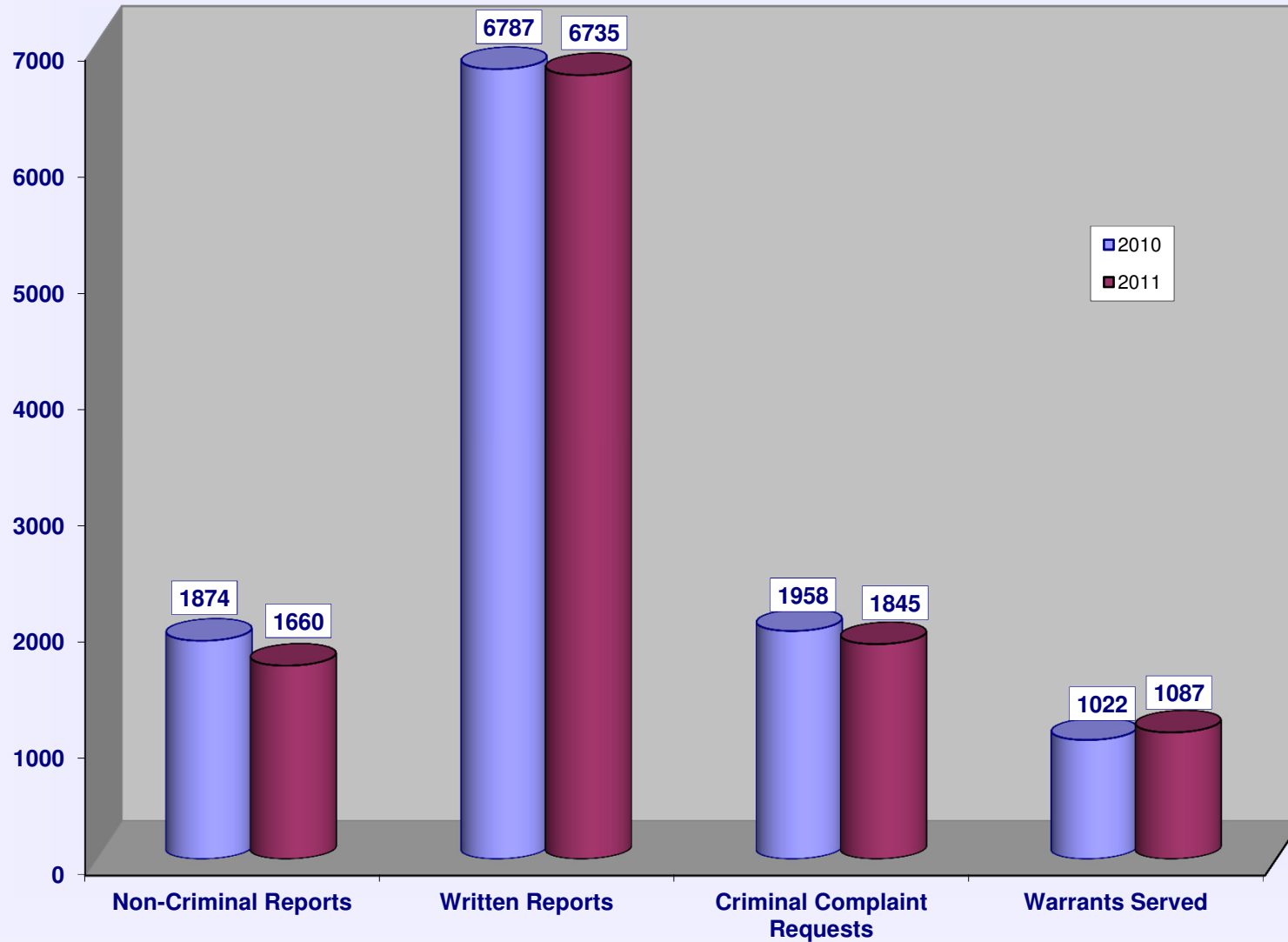
VEHICLE THEFTS



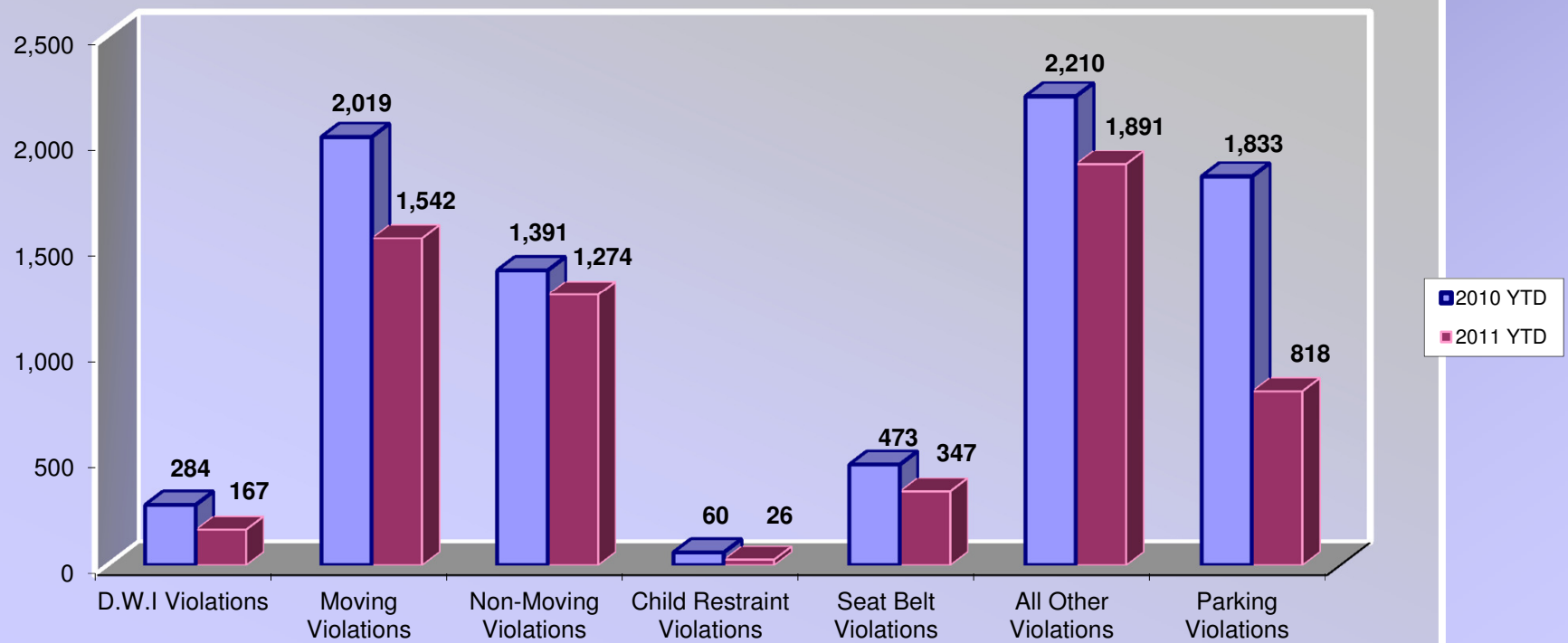
BURGLARIES 2010 - 2011 Year to Date



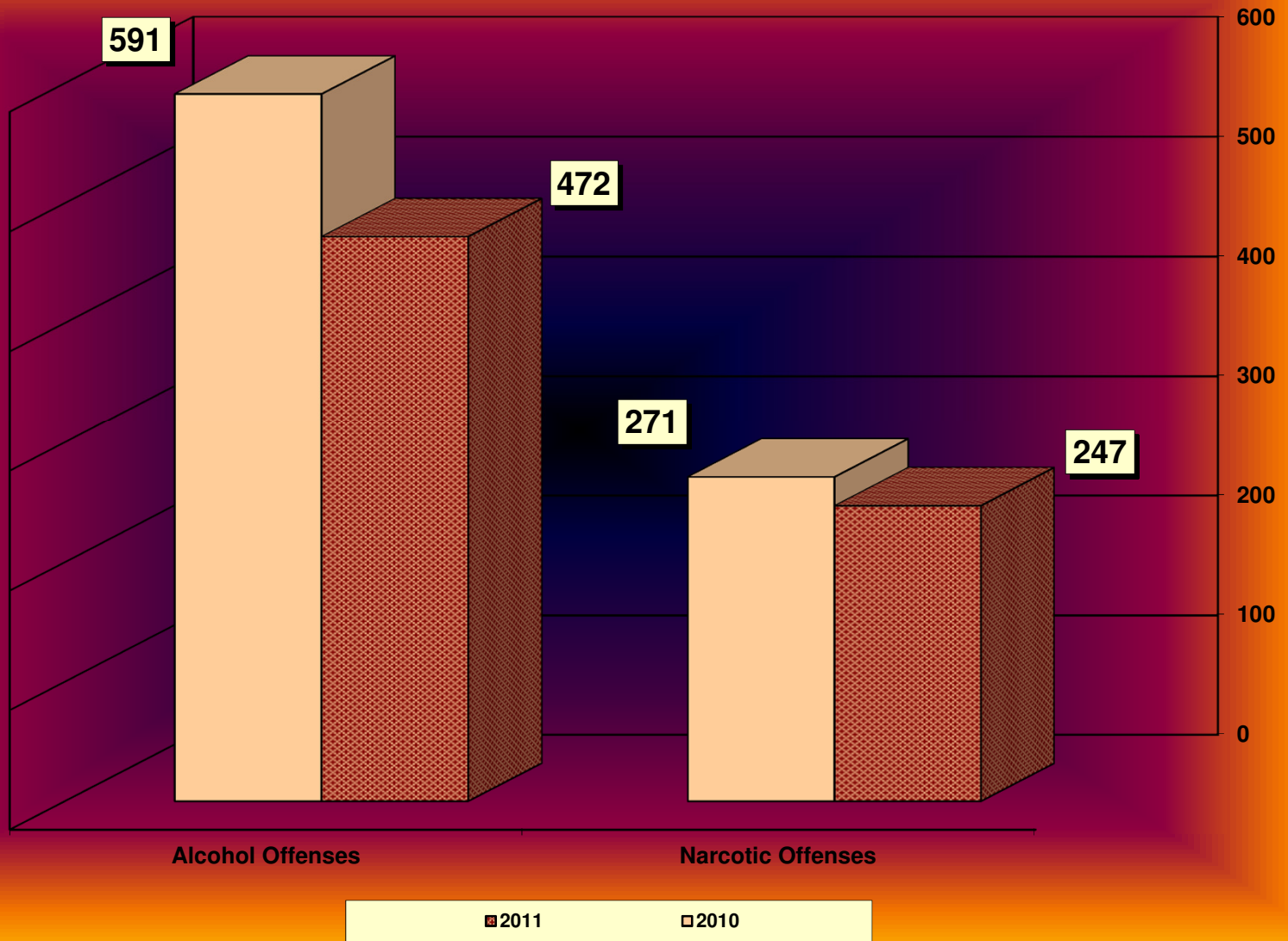
SERVICE & NON-SERVICE REQUESTS 2010 - 2011



TRAFFIC CITATIONS



NARCOTIC / ALCOHOL OFFENSES 2010 - 2011



Department Actions

