

MANTECA POLICE DEPARTMENT
MONTHLY CRIME STATISTICS REPORT
APRIL 2012

Part One Crime Offenses	Current Month	This Month Last Year	% Change Month/Month 2012- 2011	2012 Cleared Offenses YTD	2012 Clearance RATE YTD	2012 Offenses YTD	2011 Offenses YTD	% Change YTD/YTD 2012 - 2011	2011 Cleared Offenses YTD	2011 Clearance RATE YTD
Homicide	0	0	N/C	0	N/A	0	0	N/C	0	N/A
Rape/Unlawful Interc	1	0	100.00%	2	67%	3	4	-25.00%	4	100%
Robbery	6	7	-14.29%	7	33%	21	19	10.53%	9	47%
Aggravated Assault	9	9	N/C	15	42%	36	20	80.00%	11	55%
Commercial Burglary	19	14	35.71%	17	30%	56	45	24.44%	14	31%
Residential Burglary	29	26	11.54%	11	11%	96	101	-4.95%	7	7%
Other Burglary	3	2	50.00%	0	0%	10	4	150.00%	1	25%
Auto Burglary	46	50	-8.00%	8	4%	181	190	-4.74%	7	4%
Grand Theft	14	6	133.33%	5	13%	39	42	-7.14%	6	14%
Vehicle Theft	20	19	5.26%	9	9%	99	87	13.79%	14	16%
Arson	3	0	N/A	1	10%	10	4	150.00%	0	0%
All Other Felonies	47	32	46.88%	126	79%	160	144	11.11%	116	81%
Total Felonies	197	165	19.39%	201	28%	711	660	7.73%	189	29%
Total Burglaries	97	92	5.43%	36	10%	343	340	0.88%	29	9%
Misdemeanor Offenses	Current Month	This Month Last Year	% Change Month/Month 2012 - 2011	2012 Cleared Offenses YTD	2012 Clearance RATE YTD	2012 Offenses YTD	2011 Offenses YTD	% Change YTD/YTD 2012 - 2011	2011 Cleared Offenses YTD	2011 Clearance RATE YTD
Misdemeanor Thefts	98	66	48.48%	146	45%	322	263	22.43%	114	43%
All Other Misdemeanors	178	163	9.20%	504	70%	723	699	3.43%	562	80%
Total Misdemeanors	276	229	20.52%	650	62%	1045	962	8.63%	676	70%
Miscellaneous Offenses	Current Month	This Month Last Year	% Change Month/Month 2012 - 2011	2012 Cleared Offenses YTD	2012 Clearance RATE YTD	2012 Offenses YTD	2011 Offenses YTD	% Change YTD/YTD 2012 - 2011	2011 Cleared Offenses YTD	2011 Clearance RATE YTD
Total Narcotic Offenses	22	16	37.50%	94	97%	97	88	10.23%	82	93%
Total Alcohol Offenses	60	38	57.89%	147	92%	159	174	-8.62%	178	102%
Total Domestic Violence	30	25	20.00%	90	77%	117	106	10.38%	98	92%
Total Fraud/Forgery	20	26	-23.08%	22	25%	87	94	-7.45%	20	21%
Total Code Enforcement	0	1	-100.00%	2	100%	2	4	-50.00%	5	125%
	132	106	24.53%	355	77%	462	466	-0.86%	383	82%
*N.C. - not calculable										
Chief										
'GRAND THEFT CHANGED FROM OVER \$400 TO OVER \$950 01/01/2011						0				

MANTECA POLICE DEPARTMENT
MONTHLY CRIME STATISTICS REPORT
APRIL 2012

Non-Criminal Reports & Services	Current Month	2012 YTD	2011 YTD	% Change YTD/YTD 2012 - 2011
Non-Criminal Reports	162	560	526	6.46%
Service Requests	2686	10304	10640	-3.16%
Written Reports	636	2324	2158	7.69%
Criminal Complaint Requests	205	680	595	14.29%
Warrants Served	99	369	339	8.85%

Property Value	Current Month	2012 YTD	2011 YTD	% Change YTD/YTD 2012 - 2011
Property Stolen	\$308,256.00	\$1,468,265.00	\$2,795,574.00	-47.48%
Property Recovered	\$102,620.00	\$445,430.00	\$1,066,182.00	-58.22%
% Property Value Recovered	33.29%	30.34%	38.14%	-20.45%

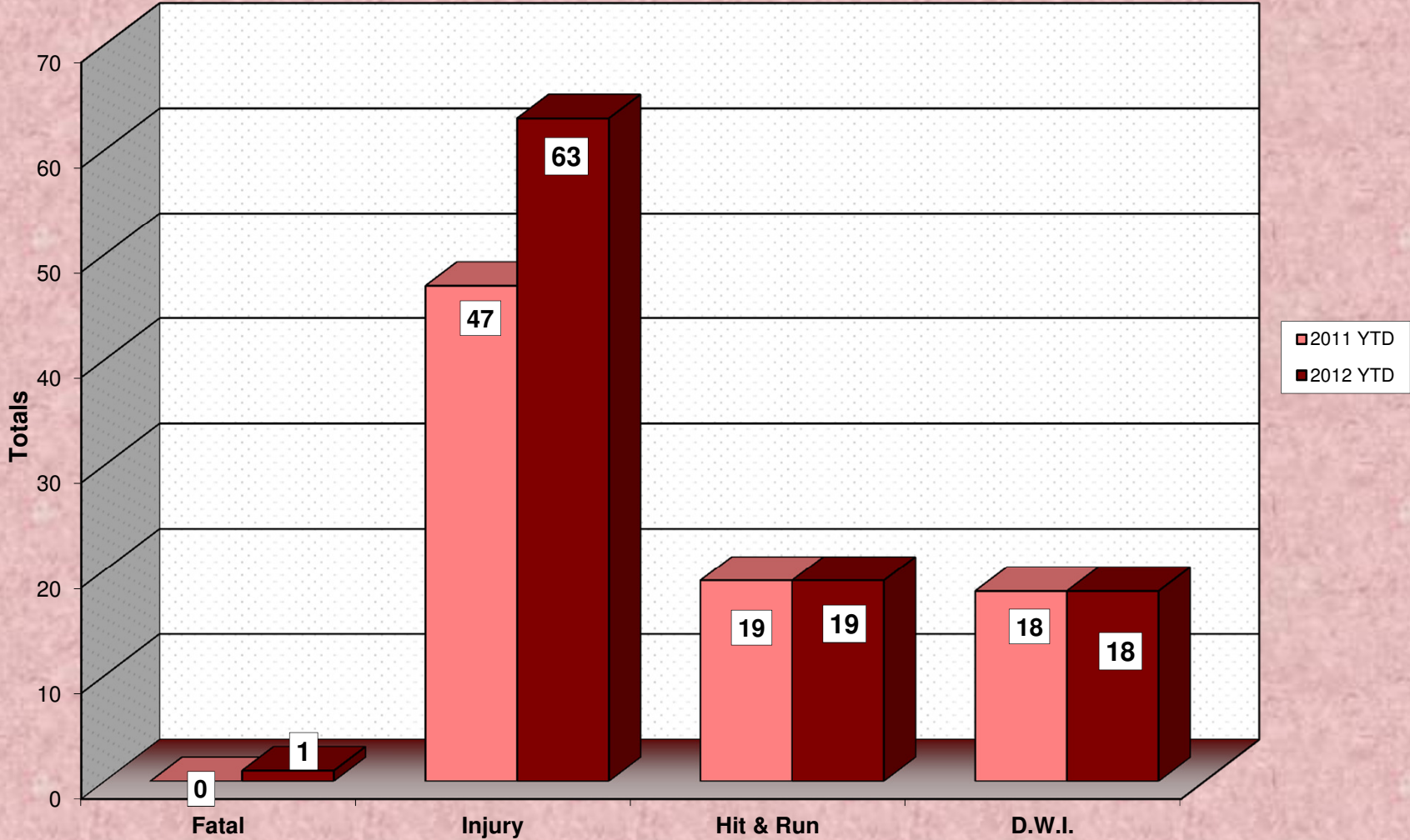
Accidents	Current Month	2012 YTD	2011 YTD	% Change YTD/YTD 2012 - 2011
Total Accidents	51	195	204	-4.41%
Property Damage Only	37	133	158	-15.82%
Fatal	0	1	0	N/A
Injury	15	63	47	34.04%
Hit & Run	2	19	19	0.00%
D.W.I.	12	18	18	0.00%

Arrests	Current Month	2012 YTD	2011 YTD	% Change YTD/YTD 2012 - 2011
Adult Arrests	258	847	840	0.83%
Juvenile Arrests	16	74	95	-22.11%
Total Arrests	274	921	935	-1.50%

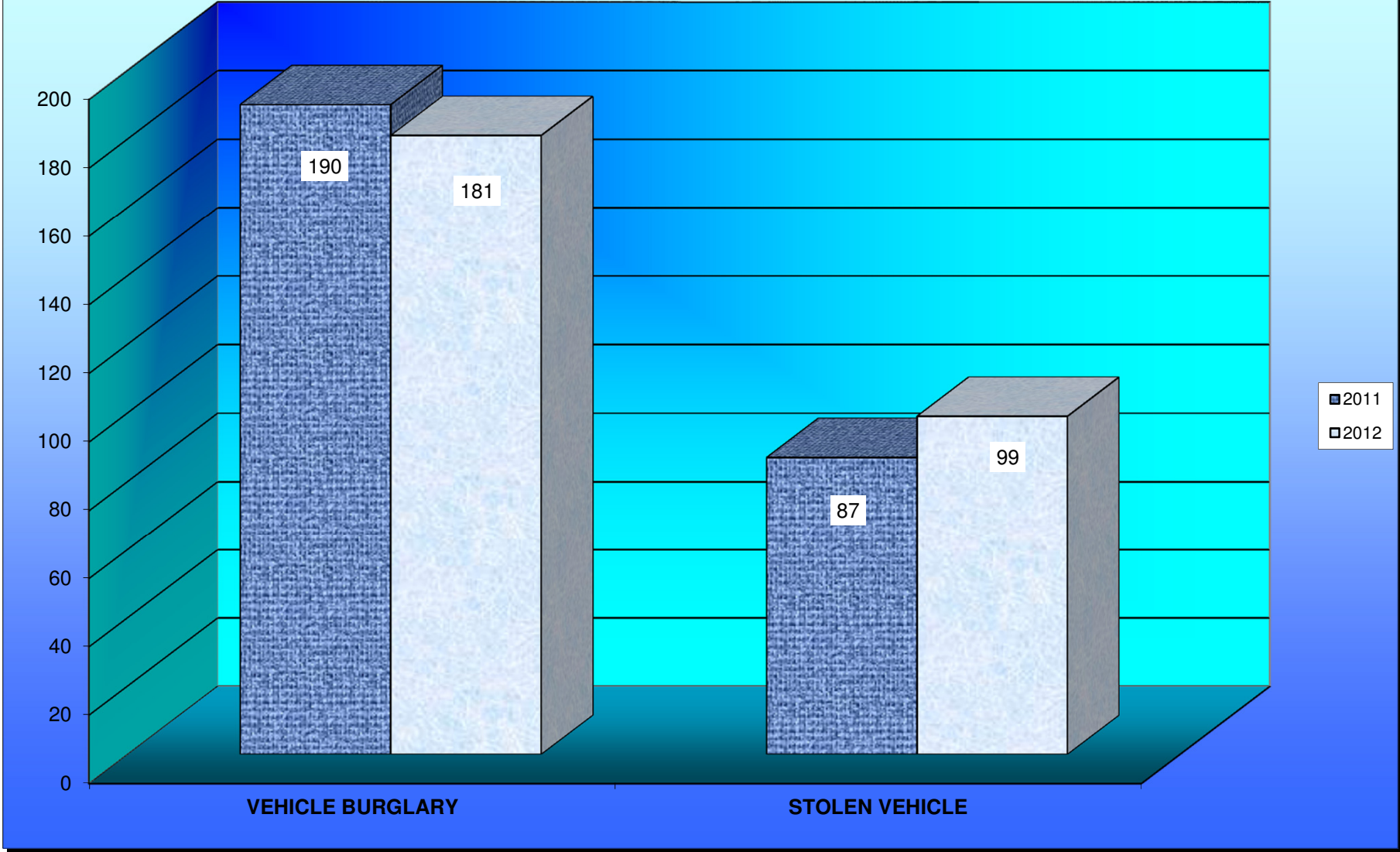
Citations	Current Month	2012 YTD	2011 YTD	% Change YTD/YTD 2012 - 2011
Total Citation Violations	334	1,756	1,958	-10.32%
D.W.I Violations	30	61	57	7.02%
Moving Violations	66	540	641	-15.76%
Non-Moving Violations	53	517	554	-6.68%
Child Restraint Violations	4	16	11	45.45%
Seat Belt Violations	10	185	158	17.09%
All Other Violations	157	589	663	-11.16%
Parking Violations	29	105	408	-74.26%

Department Actions	Current Month	2012 YTD	2011 YTD	% Change YTD/YTD 2012 - 2011
Pursuits	0	7	5	40.00%
Use of Force	0	4	4	N/C

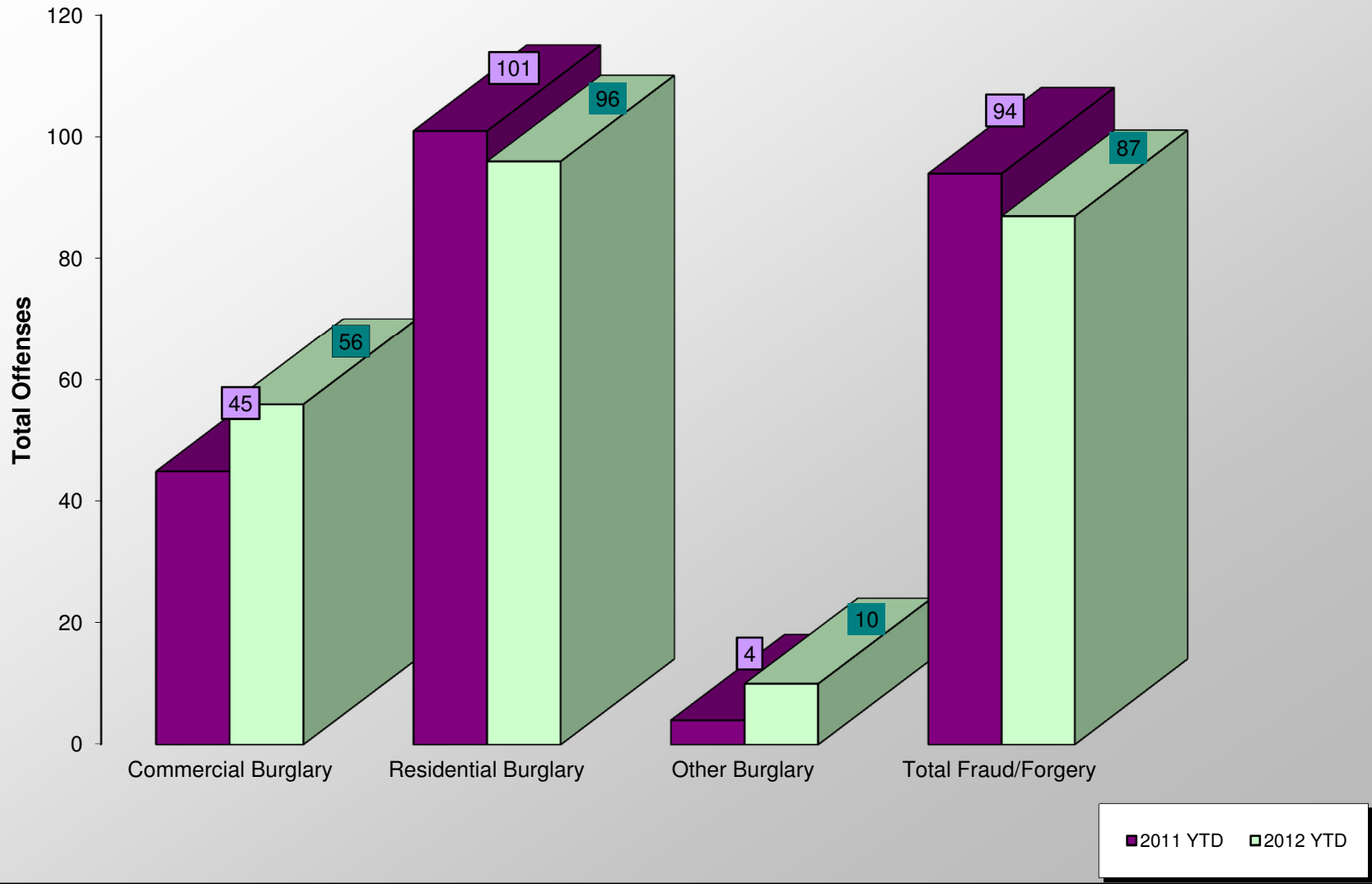
ACCIDENT COMPARISON 2011 - 2012 Year to Date



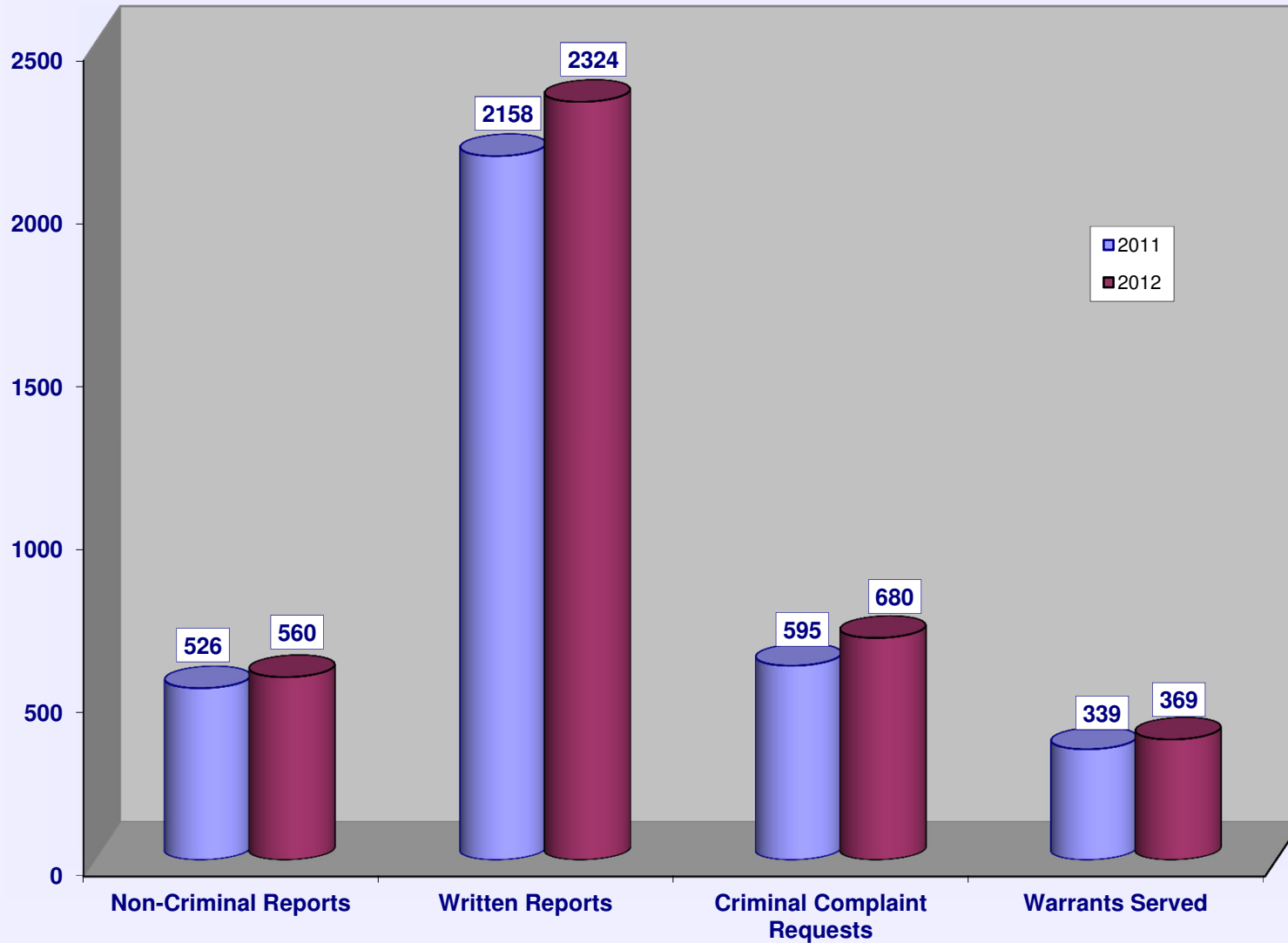
VEHICLE THEFTS



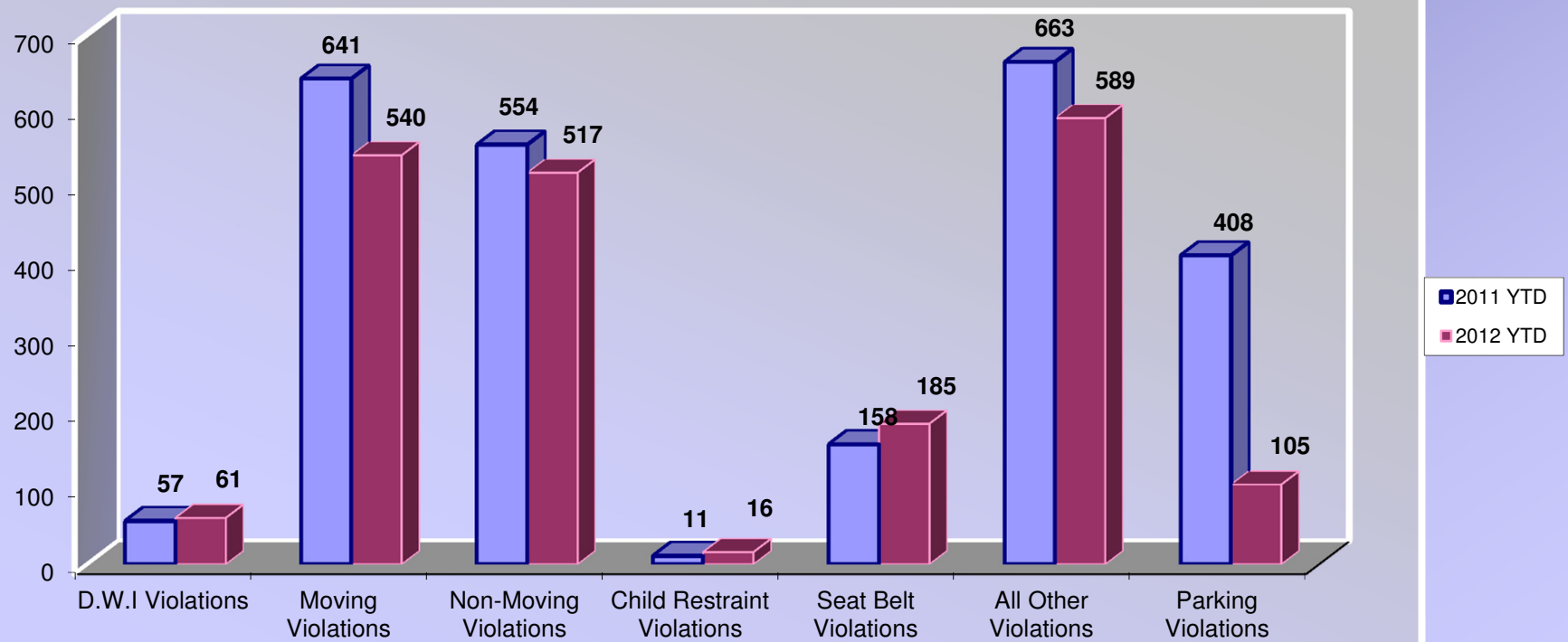
BURGLARIES 2011 - 2012 Year to Date



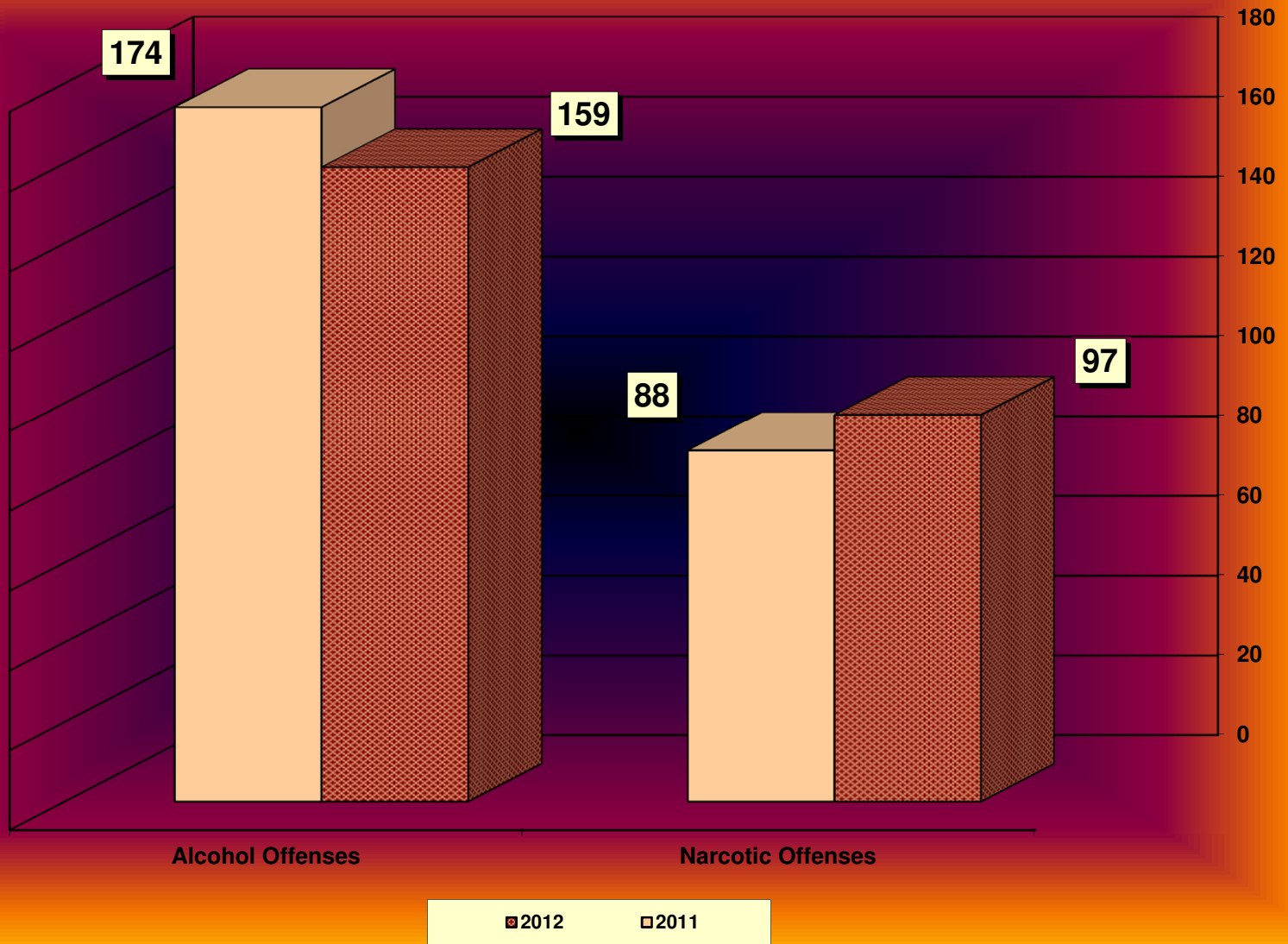
SERVICE & NON-SERVICE REQUESTS 2011 - 2012



TRAFFIC CITATIONS



NARCOTIC / ALCOHOL OFFENSES 2011 - 2012



Department Actions

