

MANTECA POLICE DEPARTMENT
MONTHLY CRIME STATISTICS REPORT
JULY 2012

Part One Crime Offenses	Current Month	This Month Last Year	% Change Month/Month 2012- 2011	2012 Cleared Offenses YTD	2012 Clearance RATE YTD	2012 Offenses YTD	2011 Offenses YTD	% Change YTD/YTD 2012 - 2011	2011 Cleared Offenses YTD	2011 Clearance RATE YTD
Homicide	0	0	N/C	0	N/C	0	1	-100.00%	1	100%
Rape/Unlawful Interc	1	0	N/A	4	36%	11	7	57.14%	4	57%
Robbery	5	5	N/C	12	27%	45	30	50.00%	11	37%
Aggravated Assault	8	16	-50.00%	22	35%	63	56	12.50%	27	48%
Commercial Burglary	15	15	N/C	36	37%	98	89	10.11%	17	19%
Residential Burglary	24	21	14.29%	18	12%	151	190	-20.53%	14	7%
Other Burglary	3	2	50.00%	2	10%	20	13	53.85%	1	8%
Auto Burglary	52	59	-11.86%	14	4%	312	373	-16.35%	8	2%
Grand Theft	12	15	-20.00%	12	16%	77	78	-1.28%	9	12%
Vehicle Theft	51	20	155.00%	16	7%	228	145	57.24%	23	16%
Arson	2	4	-50.00%	1	7%	14	14	0.00%	3	21%
All Other Felonies	52	36	44.44%	220	48%	463	247	87.45%	180	73%
Total Felonies	225	193	16.58%	357	24%	1482	1243	19.23%	298	24%
Total Burglaries	94	97	-3.09%	70	12%	581	665	-12.63%	40	6%
Misdemeanor Offenses	Current Month	This Month Last Year	% Change Month/Month 2012 - 2011	2012 Cleared Offenses YTD	2012 Clearance RATE YTD	2012 Offenses YTD	2011 Offenses YTD	% Change YTD/YTD 2012 - 2011	2011 Cleared Offenses YTD	2011 Clearance RATE YTD
Misdemeanor Thefts	105	86	22.09%	272	43%	631	487	29.57%	248	51%
All Other Misdemeanors	192	192	N/C	910	73%	1251	1241	0.81%	973	78%
Total Misdemeanors	297	278	6.83%	1182	63%	1882	1728	8.91%	1221	71%
Miscellaneous Offenses	Current Month	This Month Last Year	% Change Month/Month 2012 - 2011	2012 Cleared Offenses YTD	2012 Clearance RATE YTD	2012 Offenses YTD	2011 Offenses YTD	% Change YTD/YTD 2012 - 2011	2011 Cleared Offenses YTD	2011 Clearance RATE YTD
Total Narcotic Offenses	20	22	-9.09%	165	103%	160	147	8.84%	137	93%
Total Alcohol Offenses	55	51	7.84%	274	96%	286	310	-7.74%	313	101%
Total Domestic Violence	35	35	N/C	174	81%	215	211	1.90%	176	83%
Total Fraud/Forgery	41	17	141.18%	43	25%	170	154	10.39%	25	16%
Total Vehicle Abatements	0	0	N/C	2	100%	2	6	-66.67%	7	117%
	151	125	20.80%	658	79%	833	828	0.60%	658	79%
*N.C. - not calculable										
Chief										
Total Code Enforcement changed to Total Vehicle Abatements						0				

MANTECA POLICE DEPARTMENT
MONTHLY CRIME STATISTICS REPORT
JULY 2012

Non-Criminal Reports & Services	Current Month	2012 YTD	2011 YTD	% Change YTD/YTD 2012 - 2011
Non-Criminal Reports	143	990	976	1.43%
Service Requests	3036	19275	19192	0.43%
Written Reports	665	4189	3960	5.78%
Criminal Complaint Requests	193	1218	1028	18.48%
Warrants Served	99	662	607	9.06%

Property Value	Current Month	2012 YTD	2011 YTD	% Change YTD/YTD 2012 - 2011
Property Stolen	\$461,352.00	\$2,677,558.00	\$3,903,031.00	-31.40%
Property Recovered	\$164,349.00	\$828,682.00	\$1,421,664.00	-41.71%
% Property Value Recovered	35.62%	30.95%	36.42%	-15.03%

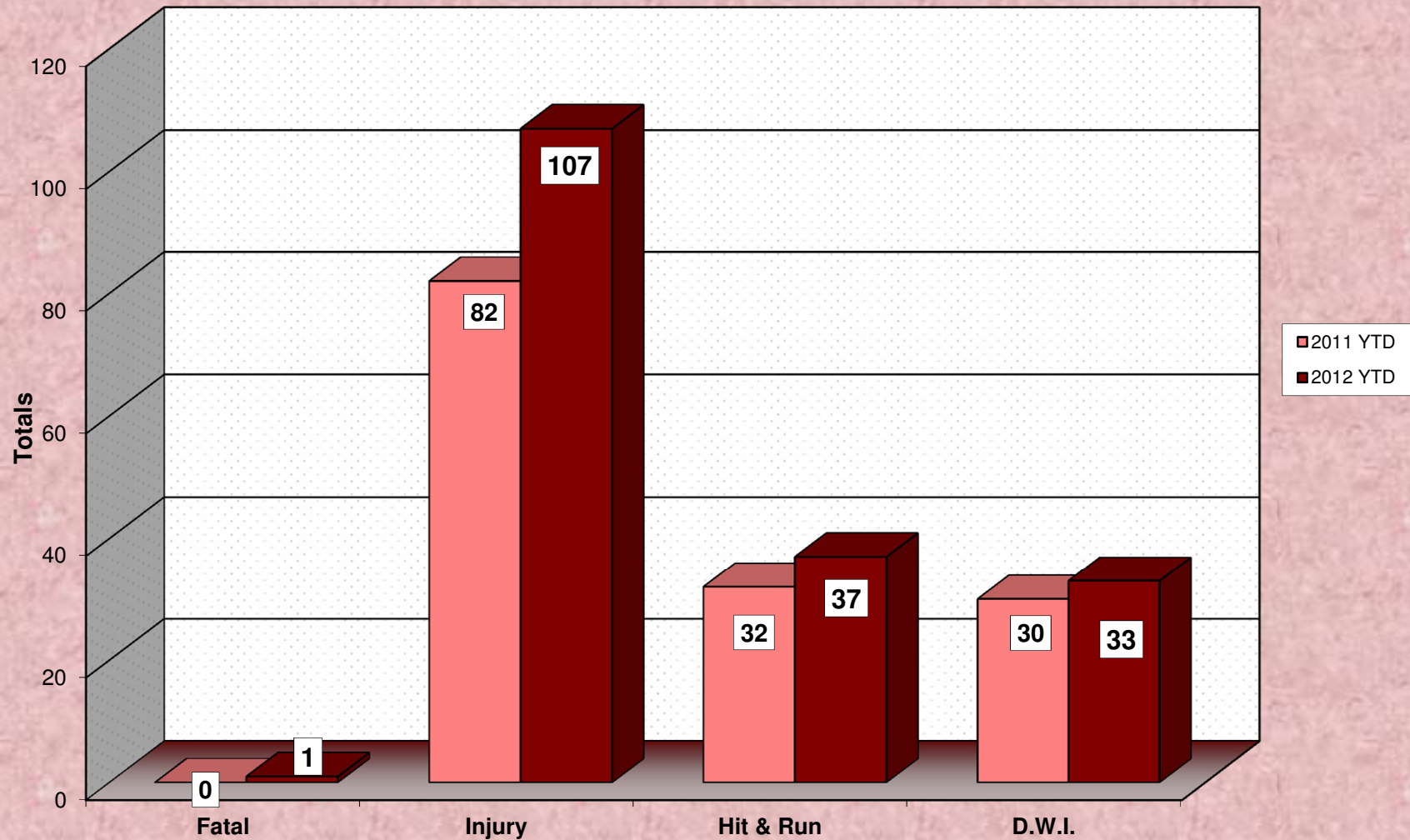
Accidents	Current Month	2012 YTD	2011 YTD	% Change YTD/YTD 2012 - 2011
Total Accidents	63	364	363	0.28%
Property Damage Only	42	258	282	-8.51%
Fatal	0	1	0	N/A
Injury	21	107	82	30.49%
Hit & Run	8	37	32	15.63%
D.W.I.	10	33	30	10.00%

Arrests	Current Month	2012 YTD	2011 YTD	% Change YTD/YTD 2012 - 2011
Adult Arrests	232	1511	1461	3.42%
Juvenile Arrests	10	113	189	-40.21%
Total Arrests	242	1624	1650	-1.58%

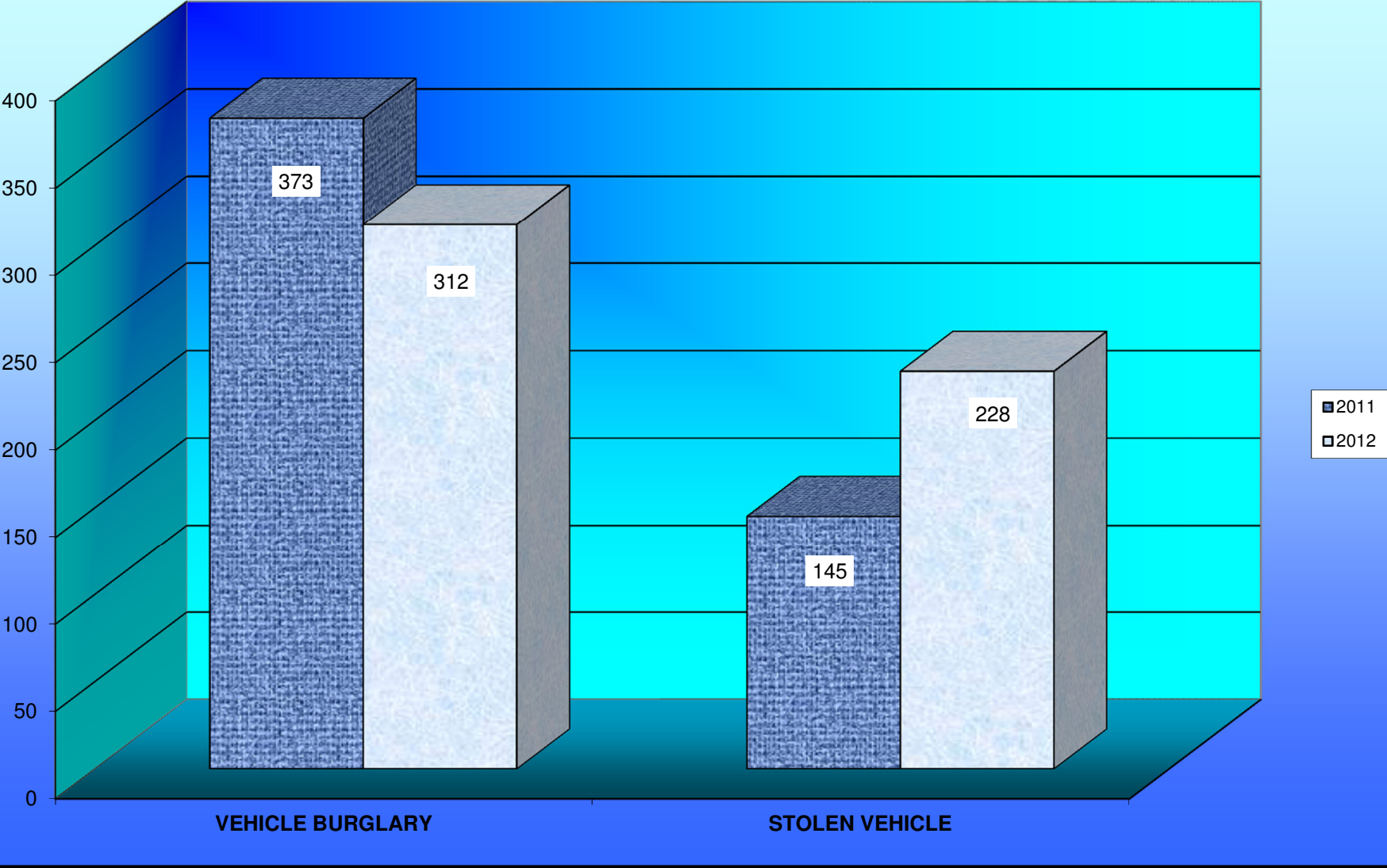
Citations	Current Month	2012 YTD	2011 YTD	% Change YTD/YTD 2012 - 2011
Total Citation Violations	416	3,124	3,100	0.77%
D.W.I Violations	34	131	103	27.18%
Moving Violations	95	975	1,004	-2.89%
Non-Moving Violations	74	795	84	846.43%
Child Restraint Violations	2	31	18	72.22%
Seat Belt Violations	17	275	237	16.03%
All Other Violations	174	1,108	1,107	0.09%
Parking Violations	44	213	573	-62.83%

Department Actions	Current Month	2012 YTD	2011 YTD	% Change YTD/YTD 2012 - 2011
Pursuits	2	12	10	20.00%
Use of Force	2	9	13	-30.77%

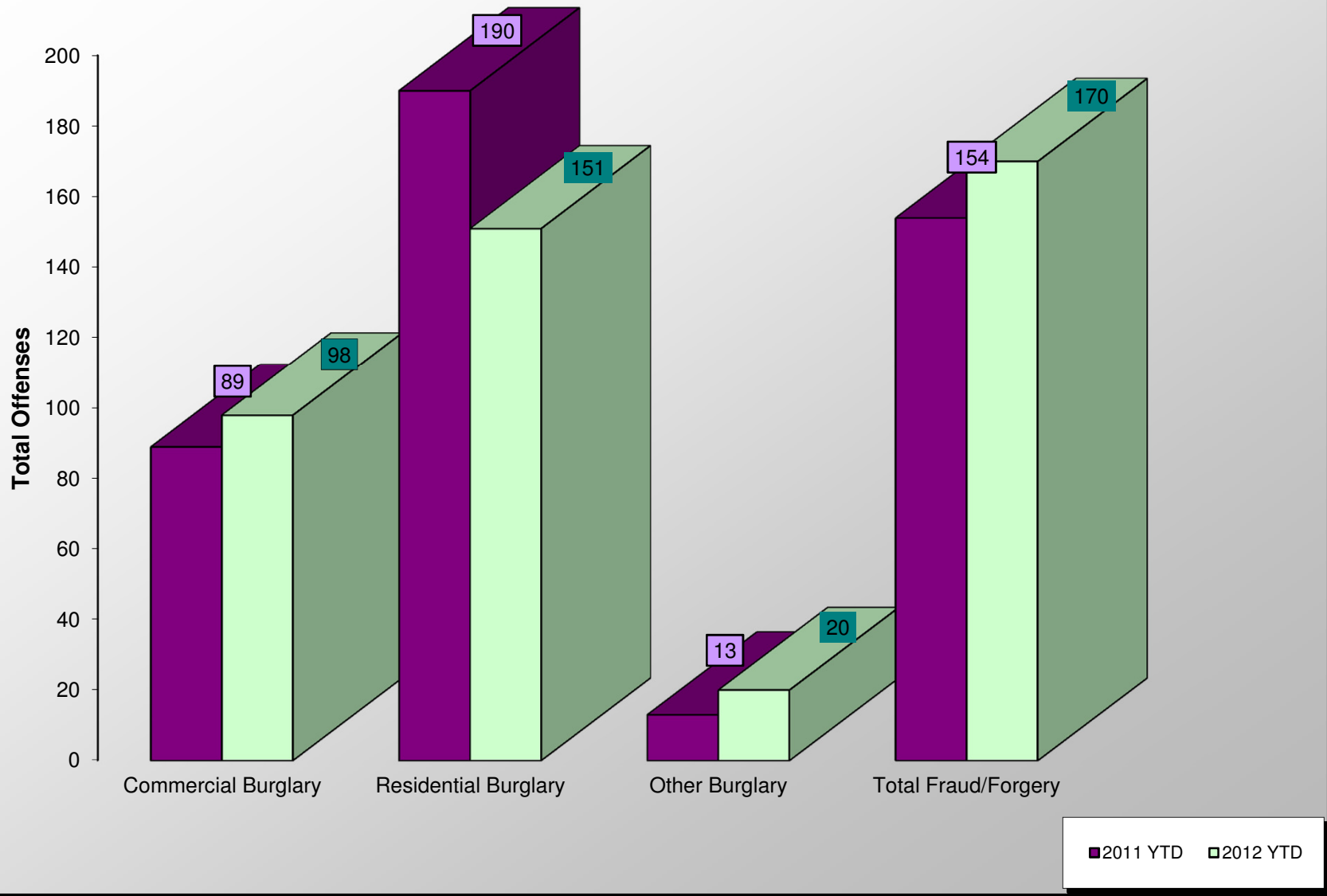
ACCIDENT COMPARISON 2011 - 2012 Year to Date



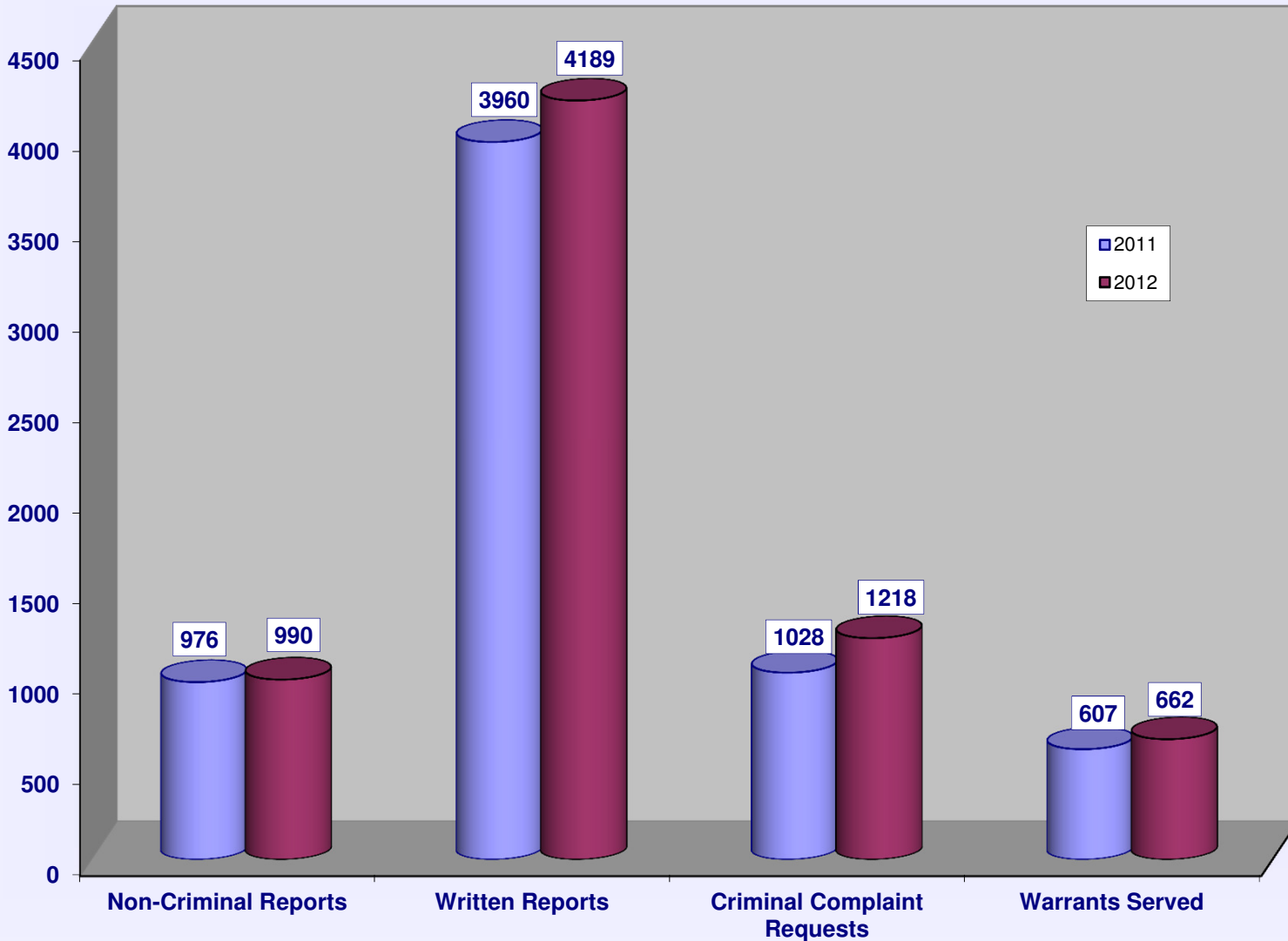
VEHICLE THEFTS



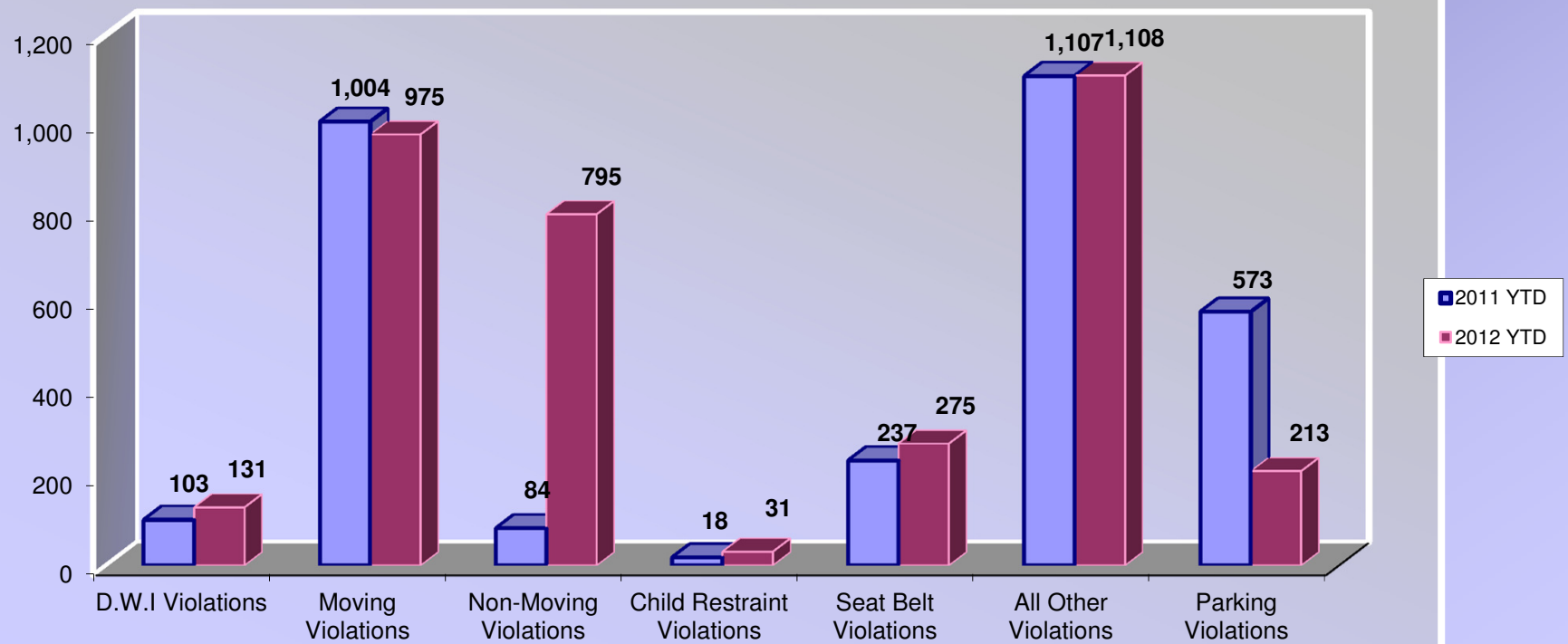
BURGLARIES 2011 - 2012 Year to Date



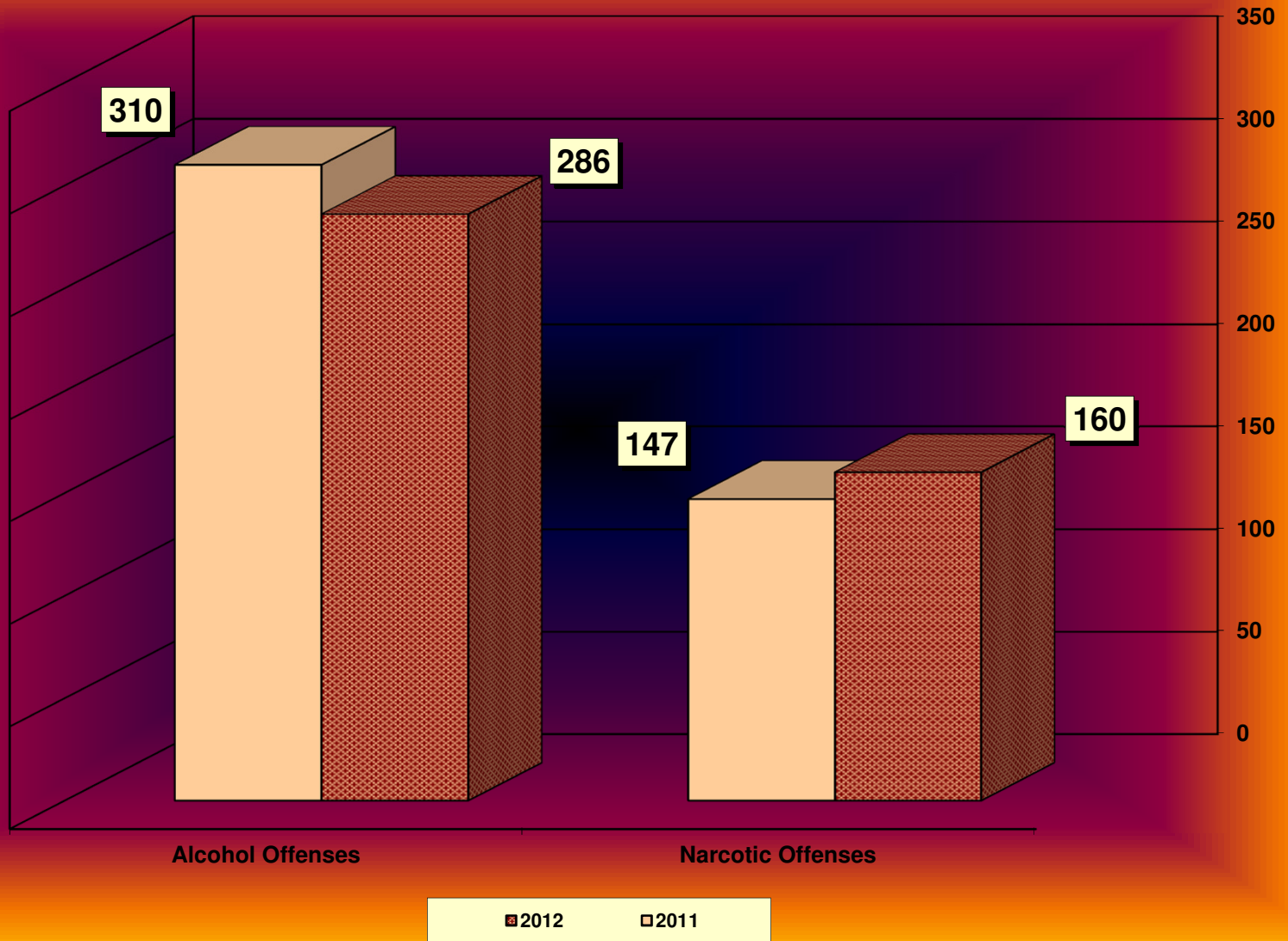
SERVICE & NON-SERVICE REQUESTS 2011 - 2012



TRAFFIC CITATIONS



NARCOTIC / ALCOHOL OFFENSES 2011 - 2012



Department Actions

