

MANTECA POLICE DEPARTMENT
MONTHLY CRIME STATISTICS REPORT
AUGUST 2012

Part One Crime Offenses	Current Month	This Month Last Year	% Change Month/Month 2012- 2011	2012 Cleared Offenses YTD	2012 Clearance RATE YTD	2012 Offenses YTD	2011 Offenses YTD	% Change YTD/YTD 2012 - 2011	2011 Cleared Offenses YTD	2011 Clearance RATE YTD
Homicide	0	2	-100.00%	0	N/A	0	3	-100.00%	2	67%
Rape/Unlawful Interc	2	3	-33.33%	5	38%	13	10	30.00%	5	50%
Robbery	8	3	166.67%	12	23%	53	33	60.61%	12	36%
Aggravated Assault	7	2	250.00%	25	36%	70	58	20.69%	28	48%
Commercial Burglary	13	28	-53.57%	39	35%	111	117	-5.13%	21	18%
Residential Burglary	13	31	-58.06%	19	12%	164	221	-25.79%	17	8%
Other Burglary	5	1	400.00%	2	8%	25	14	78.57%	1	7%
Auto Burglary	39	49	-20.41%	14	4%	351	422	-16.82%	8	2%
Grand Theft	13	17	-23.53%	13	14%	90	95	-5.26%	9	9%
Vehicle Theft	30	21	42.86%	19	7%	258	166	55.42%	25	15%
Arson	0	1	-100.00%	1	7%	14	15	-6.67%	3	20%
All Other Felonies	60	36	66.67%	270	77%	350	283	23.67%	210	74%
Total Felonies	190	194	-2.06%	419	28%	1499	1437	4.31%	341	24%
Total Burglaries	70	109	-35.78%	74	11%	651	774	-15.89%	47	6%
Misdemeanor Offenses	Current Month	This Month Last Year	% Change Month/Month 2012 - 2011	2012 Cleared Offenses YTD	2012 Clearance RATE YTD	2012 Offenses YTD	2011 Offenses YTD	% Change YTD/YTD 2012 - 2011	2011 Cleared Offenses YTD	2011 Clearance RATE YTD
Misdemeanor Thefts	107	72	48.61%	296	40%	738	559	32.02%	279	50%
All Other Misdemeanors	209	218	-4.13%	1055	72%	1460	1459	0.07%	1136	78%
Total Misdemeanors	316	290	8.97%	1351	61%	2198	2018	8.92%	1415	70%
Miscellaneous Offenses	Current Month	This Month Last Year	% Change Month/Month 2012 - 2011	2012 Cleared Offenses YTD	2012 Clearance RATE YTD	2012 Offenses YTD	2011 Offenses YTD	% Change YTD/YTD 2012 - 2011	2011 Cleared Offenses YTD	2011 Clearance RATE YTD
Total Narcotic Offenses	38	25	52.00%	204	103%	198	172	15.12%	162	94%
Total Alcohol Offenses	39	42	-7.14%	313	96%	325	352	-7.67%	354	101%
Total Domestic Violence	32	44	-27.27%	211	85%	247	255	-3.14%	211	83%
Total Fraud/Forgery	37	21	76.19%	49	24%	207	175	18.29%	29	17%
Total Vehicle Abatements	1	2	-50.00%	2	67%	3	8	-62.50%	7	88%
	147	134	9.70%	779	79%	980	962	1.87%	763	79%
*N.C. - not calculable										
Chief										
Total Code Enforcement changed to Total Vehicle Abatements						0				

MANTECA POLICE DEPARTMENT
MONTHLY CRIME STATISTICS REPORT
JULY 2012

Non-Criminal Reports & Services	Current Month	2012 YTD	2011 YTD	% Change YTD/YTD 2012 - 2011
Non-Criminal Reports	156	1146	1130	1.42%
Service Requests	3067	22342	22311	0.14%
Written Reports	662	4851	4600	5.46%
Criminal Complaint Requests	187	1405	1260	11.51%
Warrants Served	125	787	710	10.85%

Property Value	Current Month	2012 YTD	2011 YTD	% Change YTD/YTD 2012 - 2011
Property Stolen	\$314,027.00	\$2,991,585.00	\$4,295,660.00	-30.36%
Property Recovered	\$131,501.00	\$960,183.00	\$1,633,585.00	-41.22%
% Property Value Recovered	41.88%	32.10%	38.03%	-15.60%

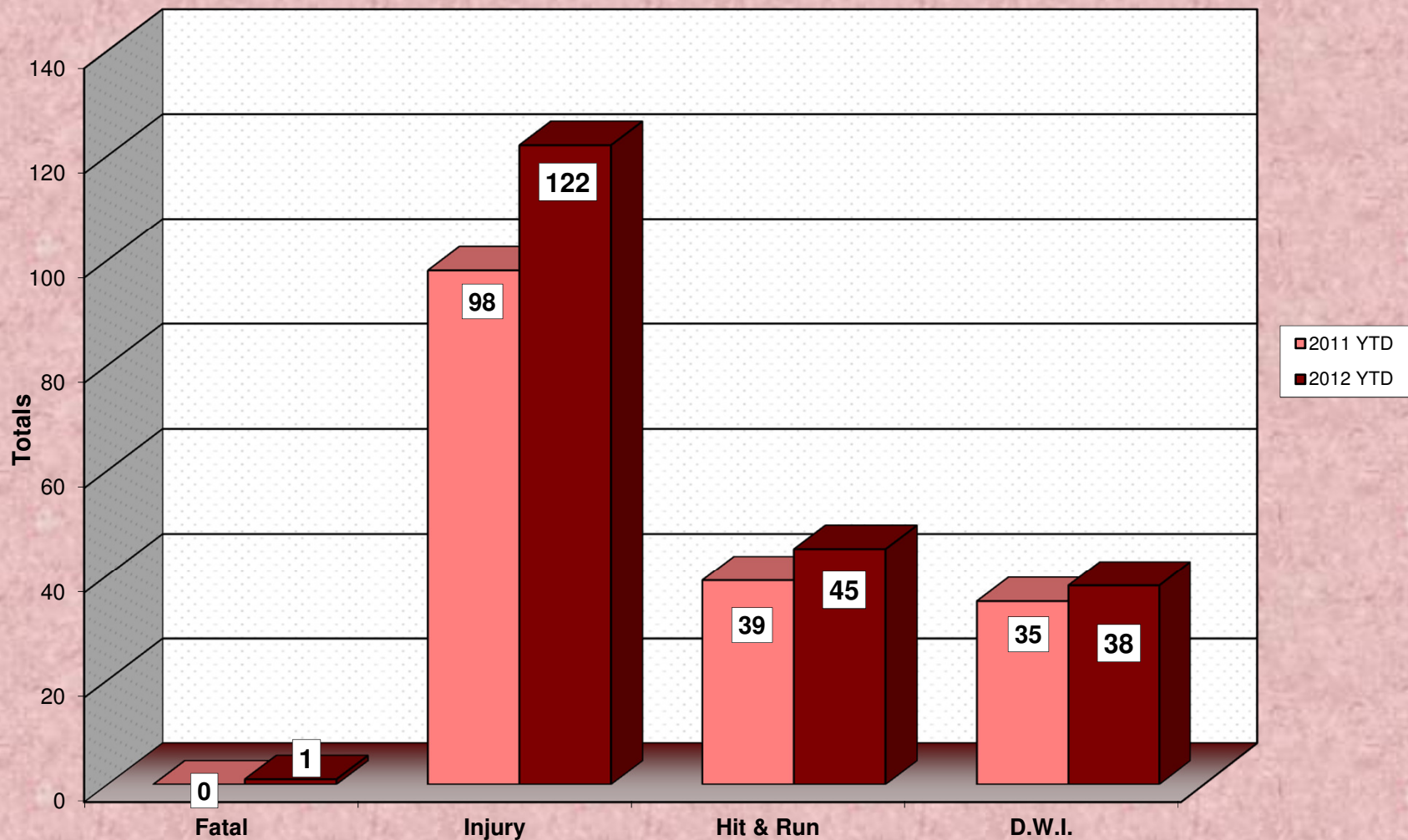
Accidents	Current Month	2012 YTD	2011 YTD	% Change YTD/YTD 2012 - 2011
Total Accidents	57	421	433	-2.77%
Property Damage Only	42	300	336	-10.71%
Fatal	0	1	0	N/A
Injury	15	122	98	24.49%
Hit & Run	8	45	39	15.38%
D.W.I.	5	38	35	8.57%

Arrests	Current Month	2012 YTD	2011 YTD	% Change YTD/YTD 2012 - 2011
Adult Arrests	231	1742	1691	3.02%
Juvenile Arrests	20	133	209	-36.36%
Total Arrests	251	1875	1900	-1.32%

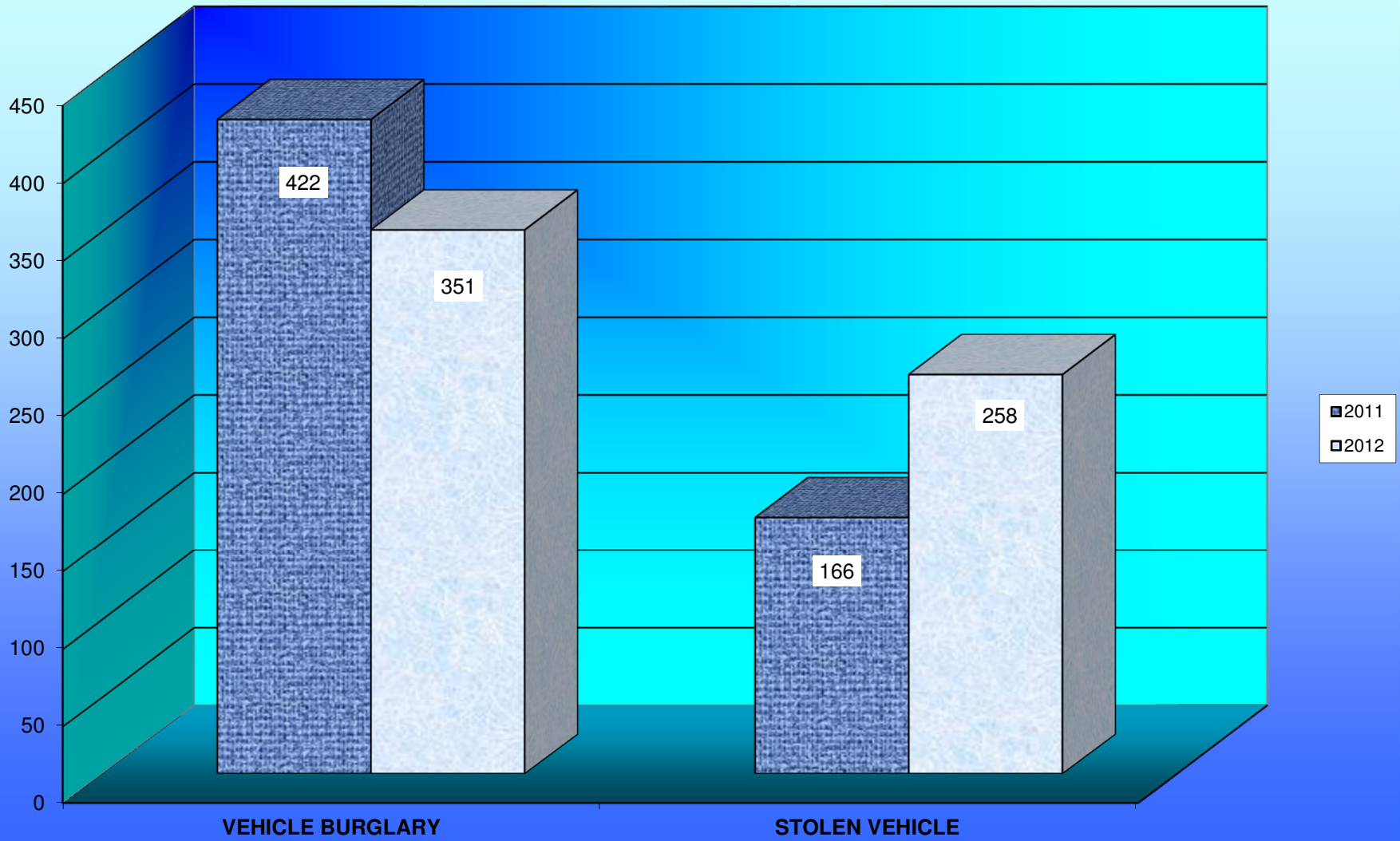
Citations	Current Month	2012 YTD	2011 YTD	% Change YTD/YTD 2012 - 2011
Total Citation Violations	340	3,464	3,579	-3.21%
D.W.I Violations	19	150	122	22.95%
Moving Violations	107	1,082	1,183	-8.54%
Non-Moving Violations	52	847	913	-7.23%
Child Restraint Violations	5	36	20	80.00%
Seat Belt Violations	10	285	269	5.95%
All Other Violations	141	1,249	1,262	-1.03%
Parking Violations	45	258	608	-57.57%

Department Actions	Current Month	2012 YTD	2011 YTD	% Change YTD/YTD 2012 - 2011
Pursuits	1	13	12	8.33%
Use of Force	5	14	16	-12.50%

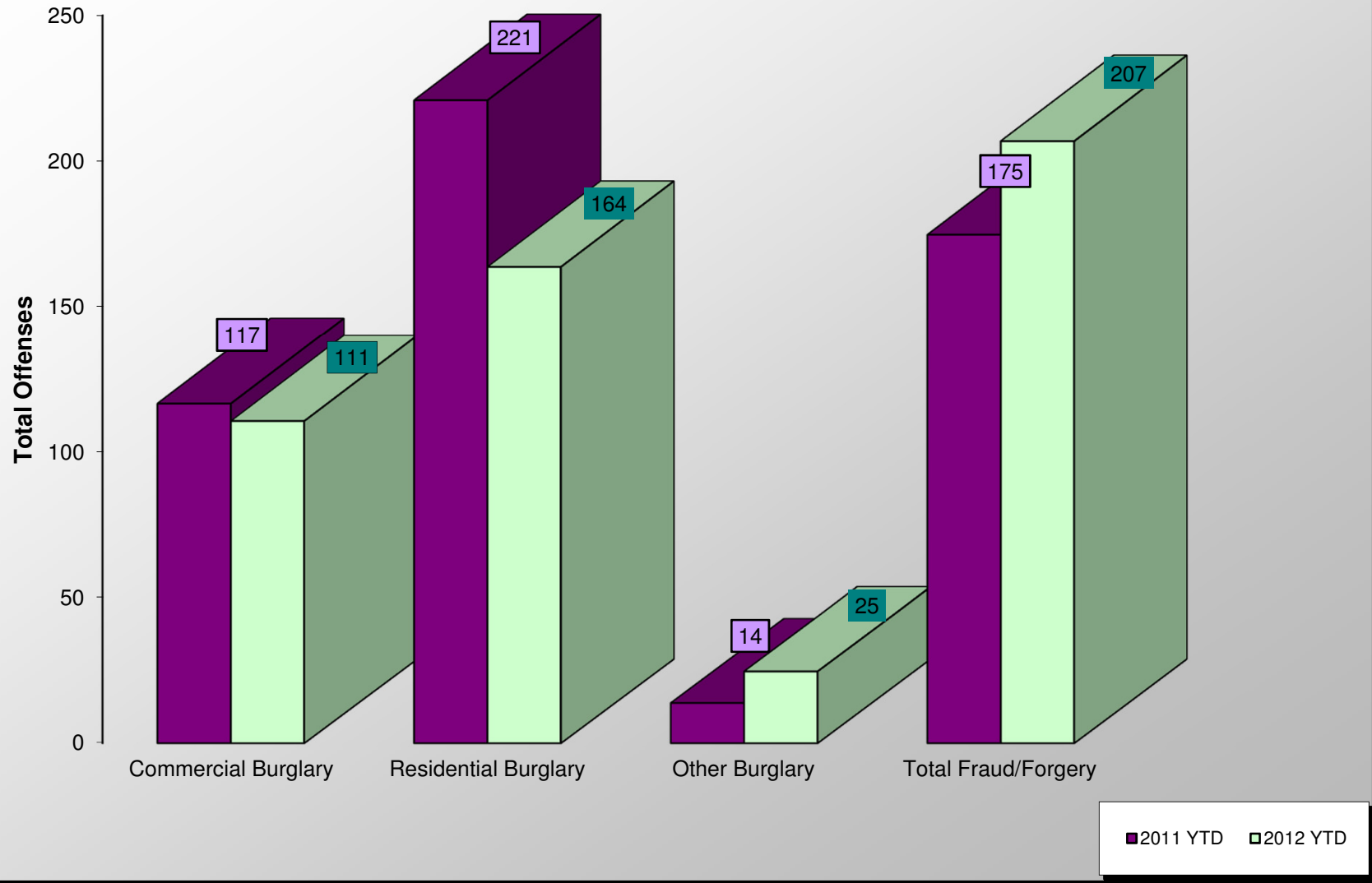
ACCIDENT COMPARISON 2011 - 2012 Year to Date



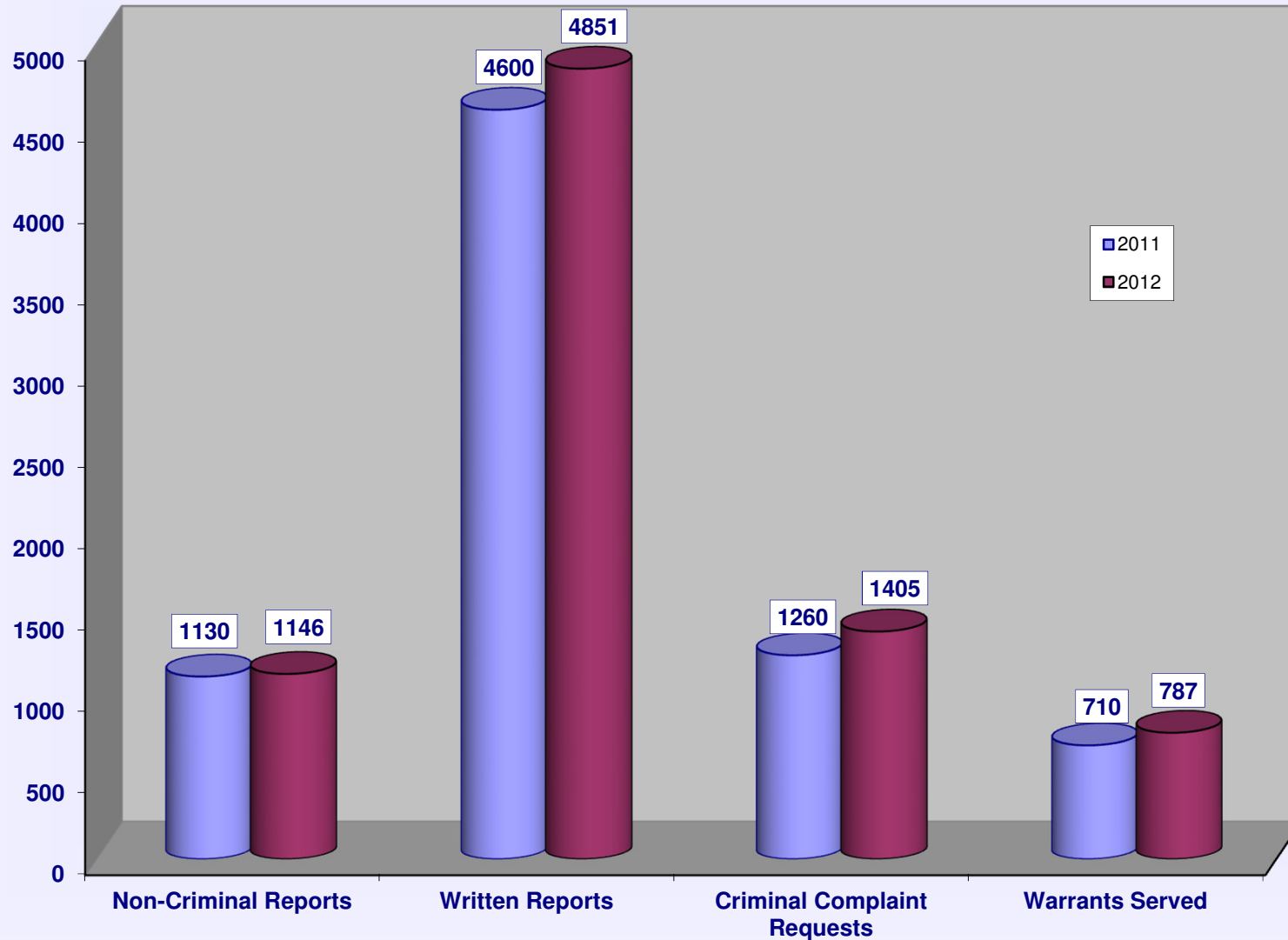
VEHICLE THEFTS



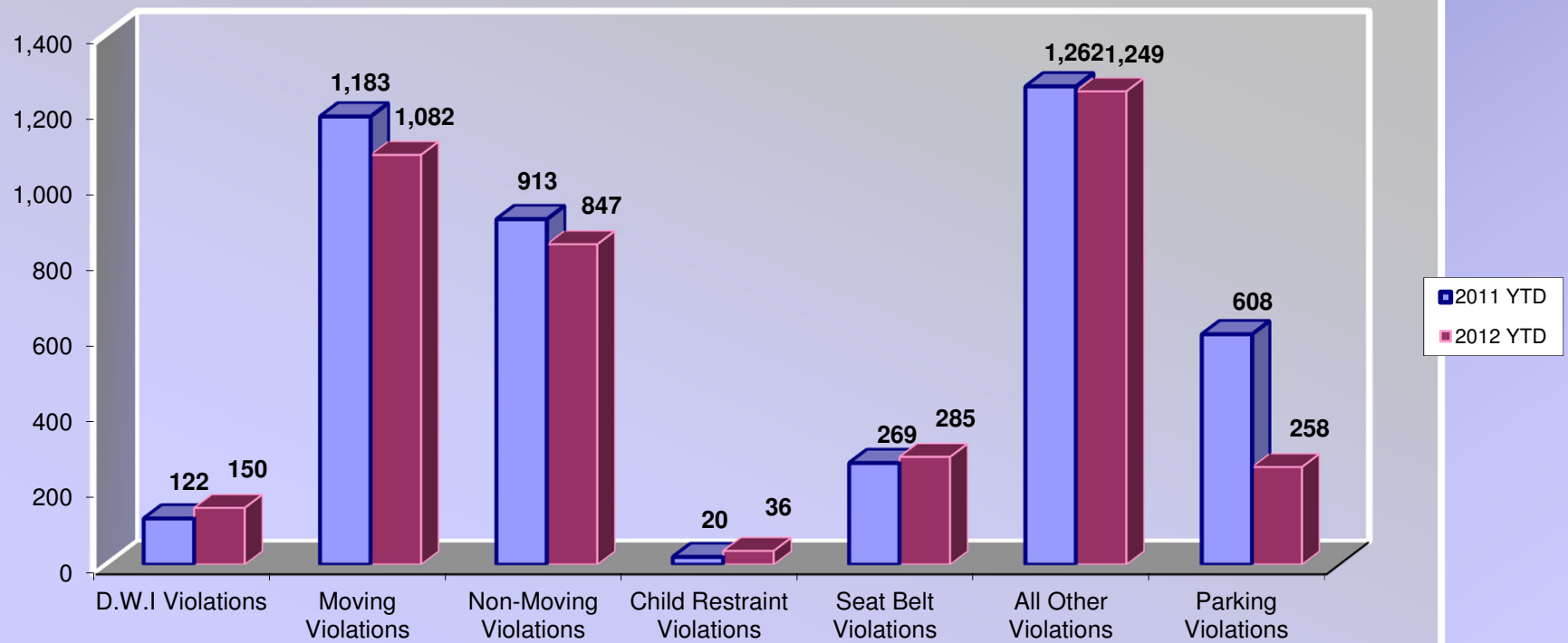
BURGLARIES 2011 - 2012 Year to Date



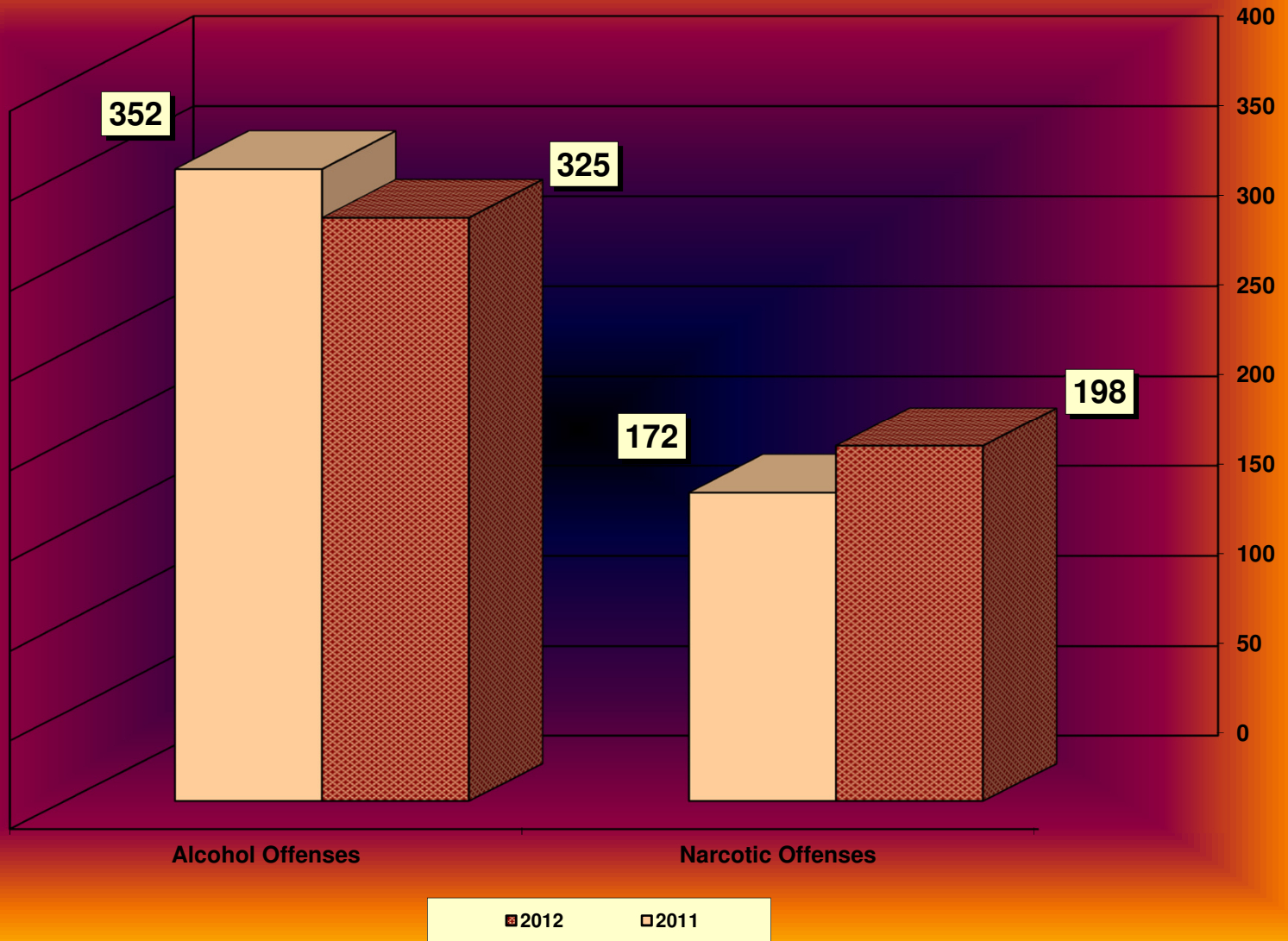
SERVICE & NON-SERVICE REQUESTS 2011 - 2012



TRAFFIC CITATIONS



NARCOTIC / ALCOHOL OFFENSES 2011 - 2012



Department Actions

