

MANTECA POLICE DEPARTMENT
MONTHLY CRIME STATISTICS REPORT
SEPTEMBER 2012

Part One Crime Offenses	Current Month	This Month Last Year	% Change Month/Month 2012- 2011	2012 Cleared Offenses YTD	2012 Clearance RATE YTD	2012 Offenses YTD	2011 Offenses YTD	% Change YTD/YTD 2012 - 2011	2011 Cleared Offenses YTD	2011 Clearance RATE YTD
Homicide	0	0	N/C	0	N/A	0	3	-100.00%	2	67%
Rape/Unlawful Interc	3	1	200.00%	7	44%	16	11	45.45%	6	55%
Robbery	7	4	75.00%	14	23%	60	37	62.16%	12	32%
Aggravated Assault	7	13	-46.15%	31	40%	77	71	8.45%	36	51%
Commercial Burglary	14	17	-17.65%	40	32%	125	134	-6.72%	23	17%
Residential Burglary	19	28	-32.14%	19	10%	183	249	-26.51%	17	7%
Other Burglary	1	1	N/C	2	8%	26	15	73.33%	1	7%
Auto Burglary	53	37	43.24%	15	4%	404	459	-11.98%	9	2%
Grand Theft	6	16	-62.50%	13	14%	96	111	-13.51%	9	8%
Vehicle Theft	24	21	14.29%	21	7%	282	187	50.80%	27	14%
Arson	1	2	-50.00%	1	7%	15	17	-11.76%	5	29%
All Other Felonies	35	45	-22.22%	296	77%	385	328	17.38%	242	74%
Total Felonies	170	185	-8.11%	459	28%	1669	1622	2.90%	389	24%
Total Burglaries	87	83	4.82%	76	10%	738	857	-13.89%	50	6%
Misdemeanor Offenses	Current Month	This Month Last Year	% Change Month/Month 2012 - 2011	2012 Cleared Offenses YTD	2012 Clearance RATE YTD	2012 Offenses YTD	2011 Offenses YTD	% Change YTD/YTD 2012 - 2011	2011 Cleared Offenses YTD	2011 Clearance RATE YTD
Misdemeanor Thefts	113	78	44.87%	325	38%	851	637	33.59%	320	50%
All Other Misdemeanors	200	164	21.95%	1191	72%	1660	1623	2.28%	1259	78%
Total Misdemeanors	313	242	29.34%	1516	60%	2511	2260	11.11%	1579	70%
Miscellaneous Offenses	Current Month	This Month Last Year	% Change Month/Month 2012 - 2011	2012 Cleared Offenses YTD	2012 Clearance RATE YTD	2012 Offenses YTD	2011 Offenses YTD	% Change YTD/YTD 2012 - 2011	2011 Cleared Offenses YTD	2011 Clearance RATE YTD
Total Narcotic Offenses	25	26	-3.85%	229	103%	223	198	12.63%	185	93%
Total Alcohol Offenses	49	34	44.12%	362	97%	374	386	-3.11%	388	101%
Total Domestic Violence	29	34	-14.71%	234	85%	276	289	-4.50%	231	80%
Total Fraud/Forgery	26	15	73.33%	52	22%	233	190	22.63%	31	16%
Total Vehicle Abatements	1	2	-50.00%	2	50%	4	10	-60.00%	11	110%
	130	111	17.12%	879	79%	1110	1073	3.45%	846	79%
*N.C. - not calculable										
Chief _____										
						0				

MANTECA POLICE DEPARTMENT
MONTHLY CRIME STATISTICS REPORT
SEPTEMBER 2012

Non-Criminal Reports & Services	Current Month	2012 YTD	2011 YTD	% Change YTD/YTD 2012 - 2011
Non-Criminal Reports	147	1293	1275	1.41%
Service Requests	2812	25154	25288	-0.53%
Written Reports	630	5481	5171	5.99%
Criminal Complaint Requests	182	1587	1431	10.90%
Warrants Served	96	883	824	7.16%

Property Value	Current Month	2012 YTD	2011 YTD	% Change YTD/YTD 2012 - 2011
Property Stolen	\$265,485.00	\$3,257,070.00	\$4,675,006.00	-30.33%
Property Recovered	\$54,859.00	\$1,015,042.00	\$1,760,998.00	-42.36%
% Property Value Recovered	20.66%	31.16%	37.67%	-17.27%

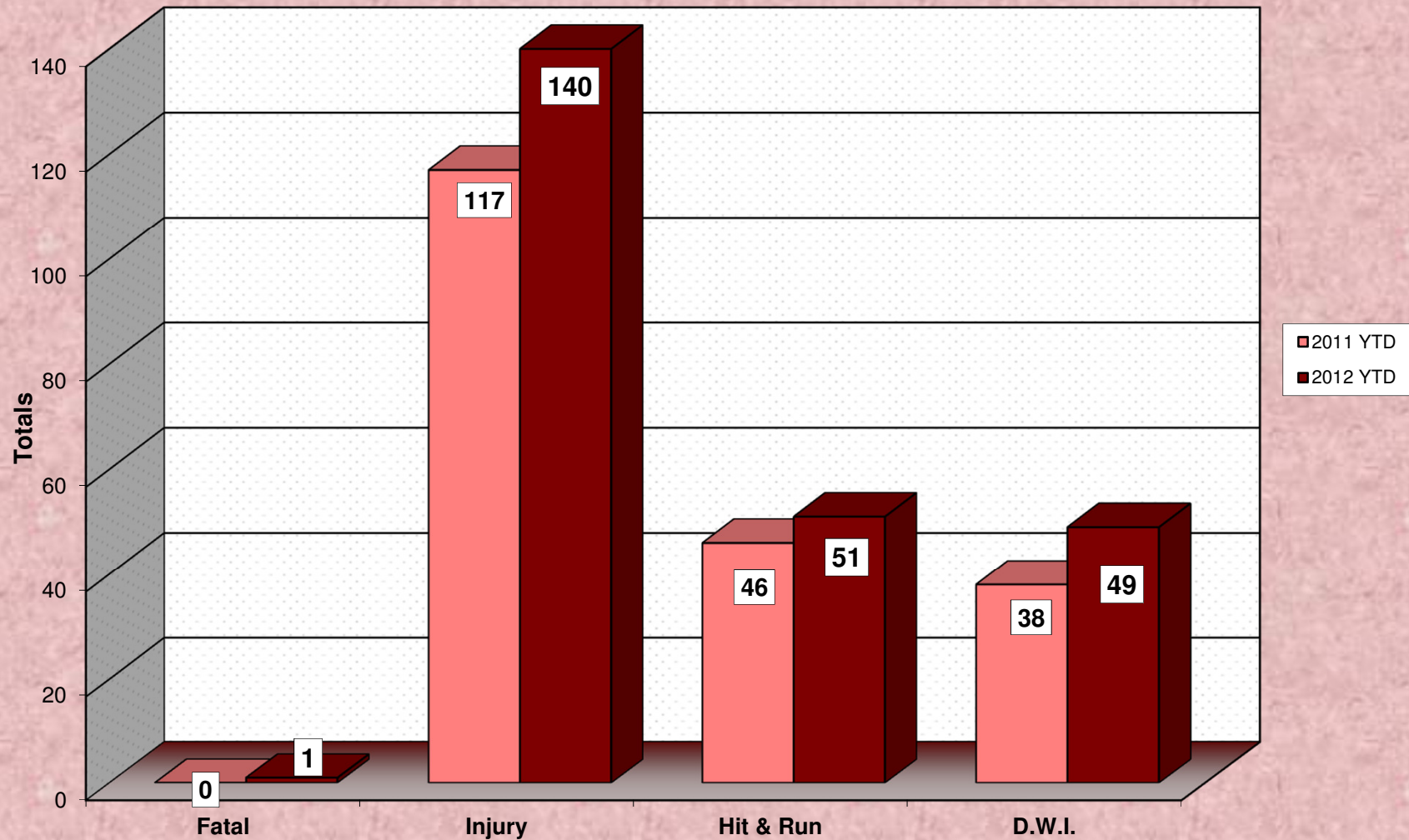
Accidents	Current Month	2012 YTD	2011 YTD	% Change YTD/YTD 2012 - 2011
Total Accidents	64	485	491	-1.22%
Property Damage Only	41	341	375	-9.07%
Fatal	0	1	0	N/A
Injury	18	140	117	19.66%
Hit & Run	6	51	46	10.87%
D.W.I.	11	49	38	28.95%

Arrests	Current Month	2012 YTD	2011 YTD	% Change YTD/YTD 2012 - 2011
Adult Arrests	212	1954	1919	1.82%
Juvenile Arrests	14	147	231	-36.36%
Total Arrests	226	2101	2150	-2.28%

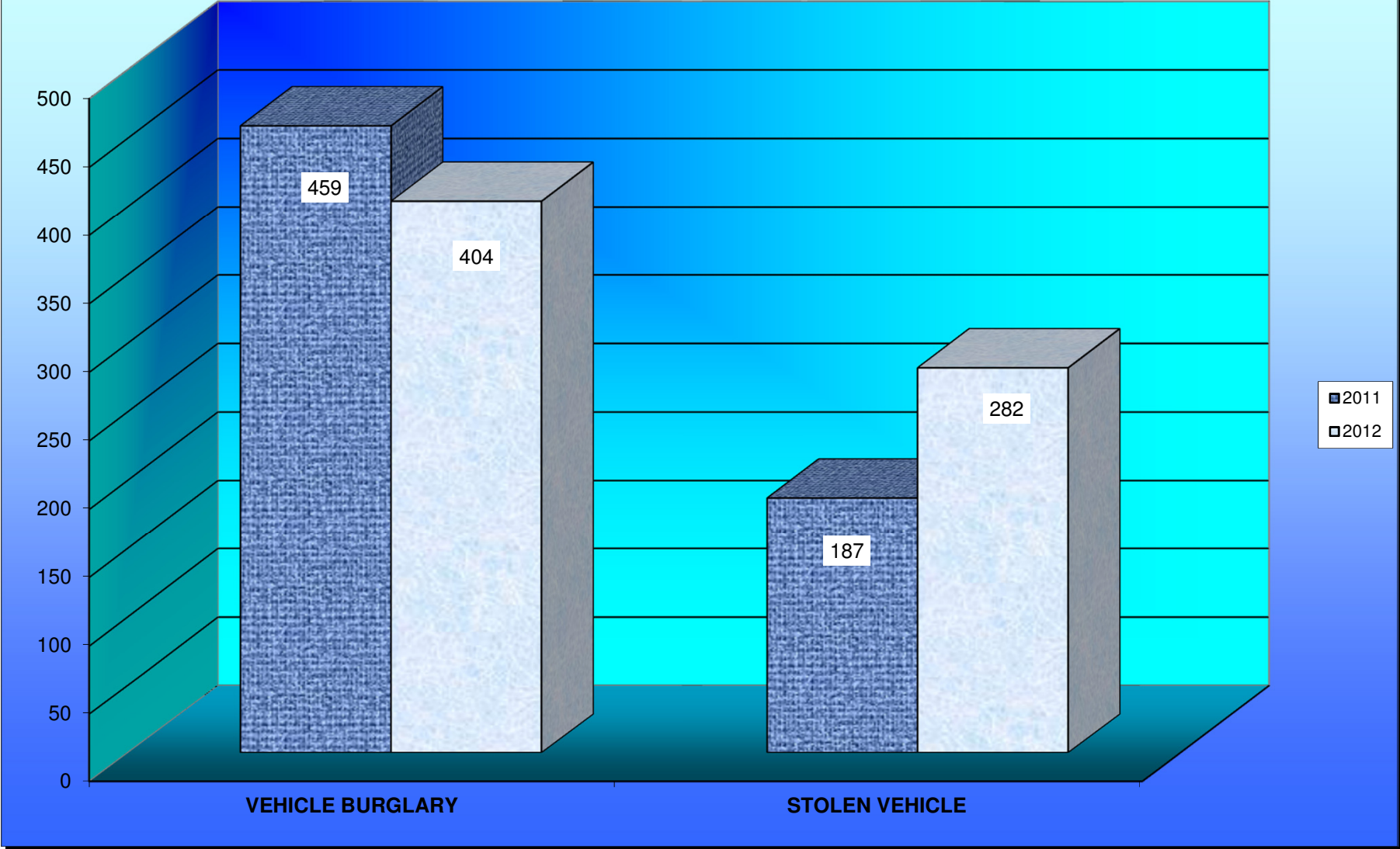
Citations	Current Month	2012 YTD	2011 YTD	% Change YTD/YTD 2012 - 2011
Total Citation Violations	400	3,864	3,934	-1.78%
D.W.I Violations	25	175	132	32.58%
Moving Violations	110	1,192	1,277	-6.66%
Non-Moving Violations	77	924	998	-7.41%
Child Restraint Violations	5	41	21	95.24%
Seat Belt Violations	26	311	281	10.68%
All Other Violations	165	1,414	1,420	-0.42%
Parking Violations	49	307	671	-54.25%

Department Actions	Current Month	2012 YTD	2011 YTD	% Change YTD/YTD 2012 - 2011
Pursuits	2	15	15	N/C
Use of Force	4	18	18	N/C

ACCIDENT COMPARISON 2011 - 2012 Year to Date



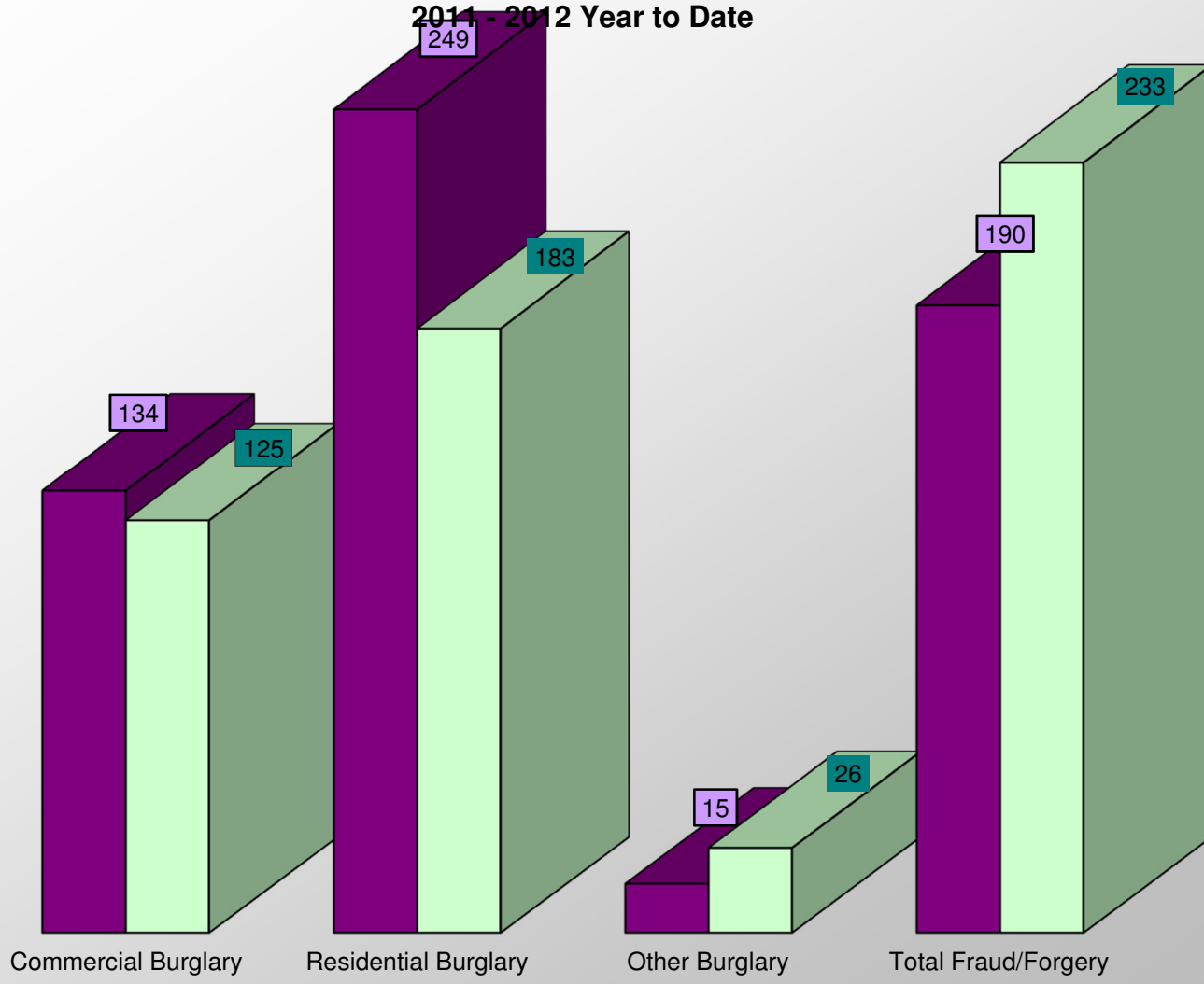
VEHICLE THEFTS



BURGLARIES

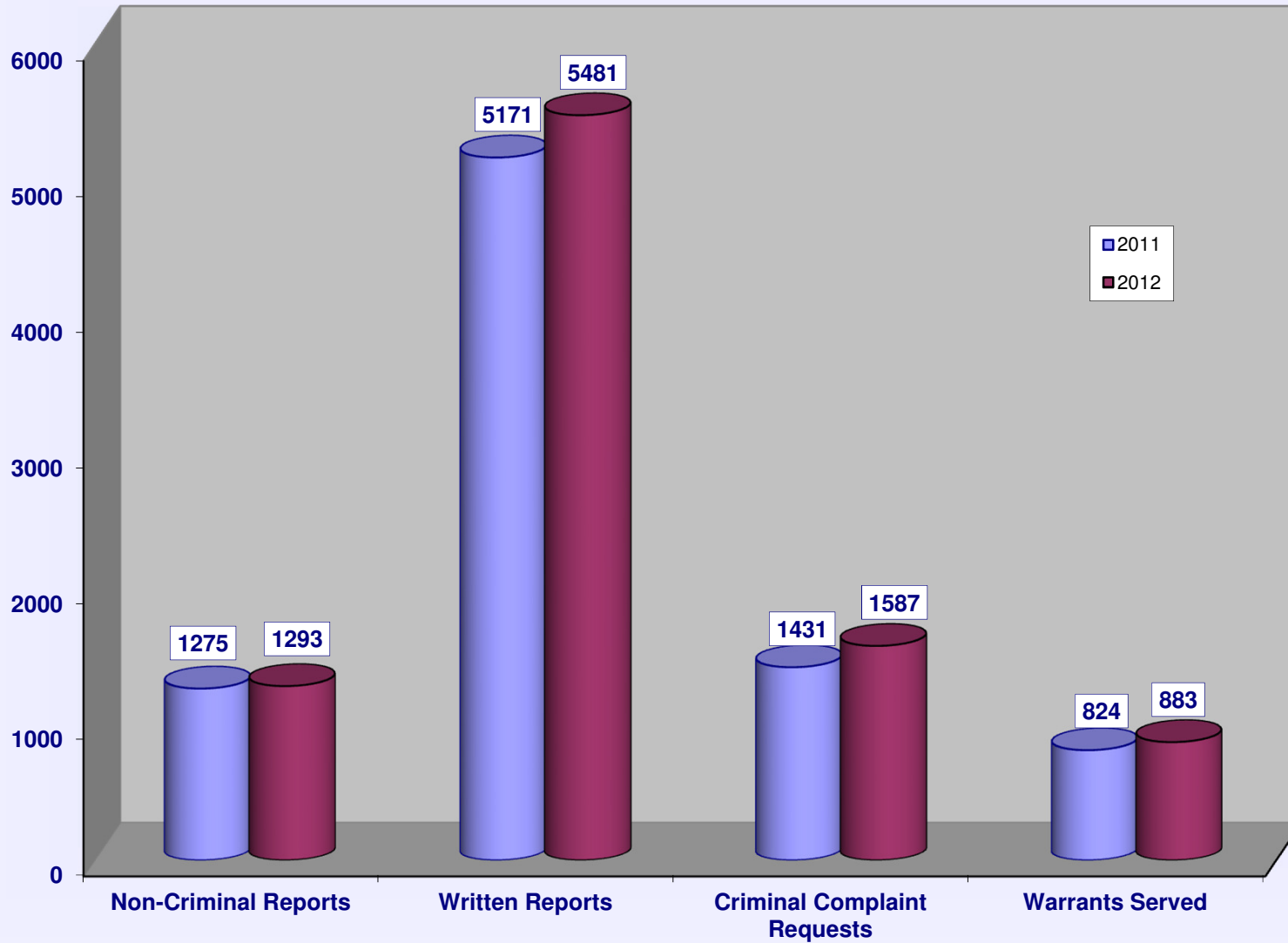
2011 - 2012 Year to Date

Total Offenses

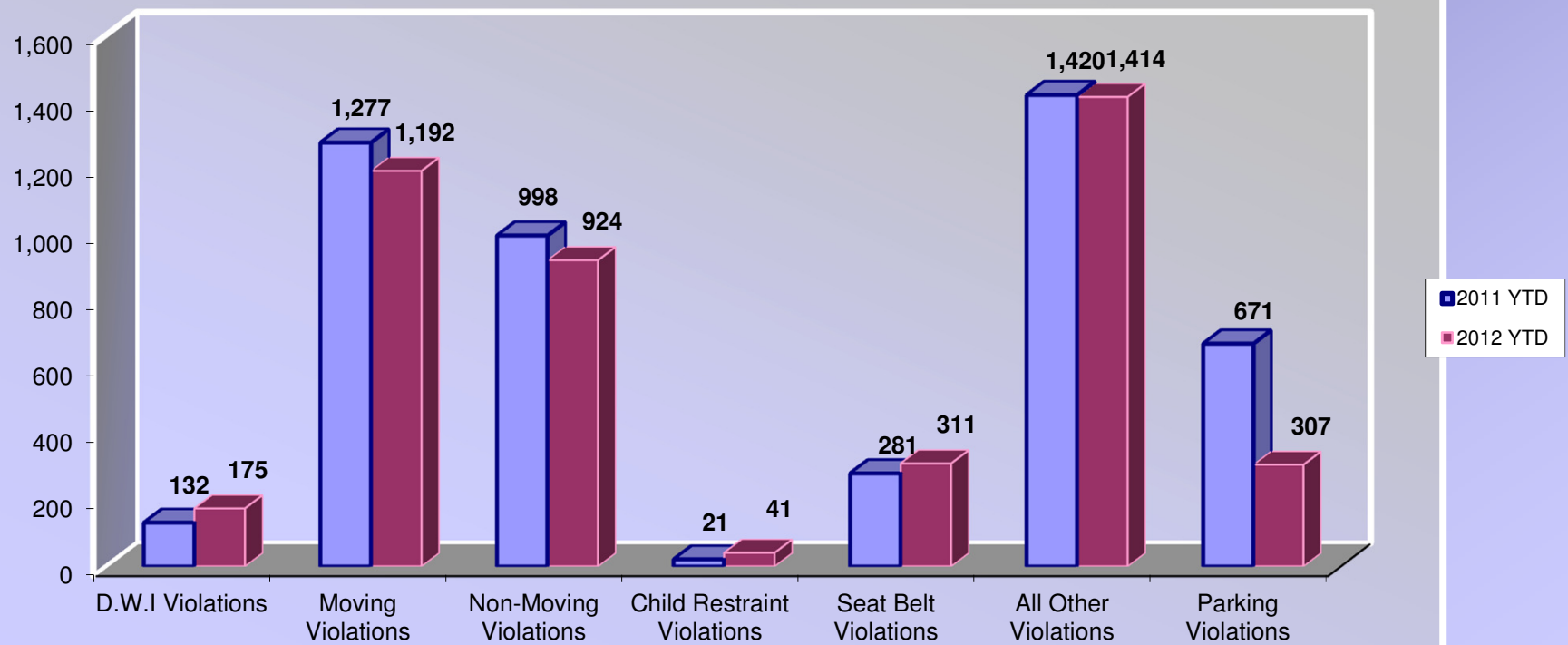


■ 2011 YTD ■ 2012 YTD

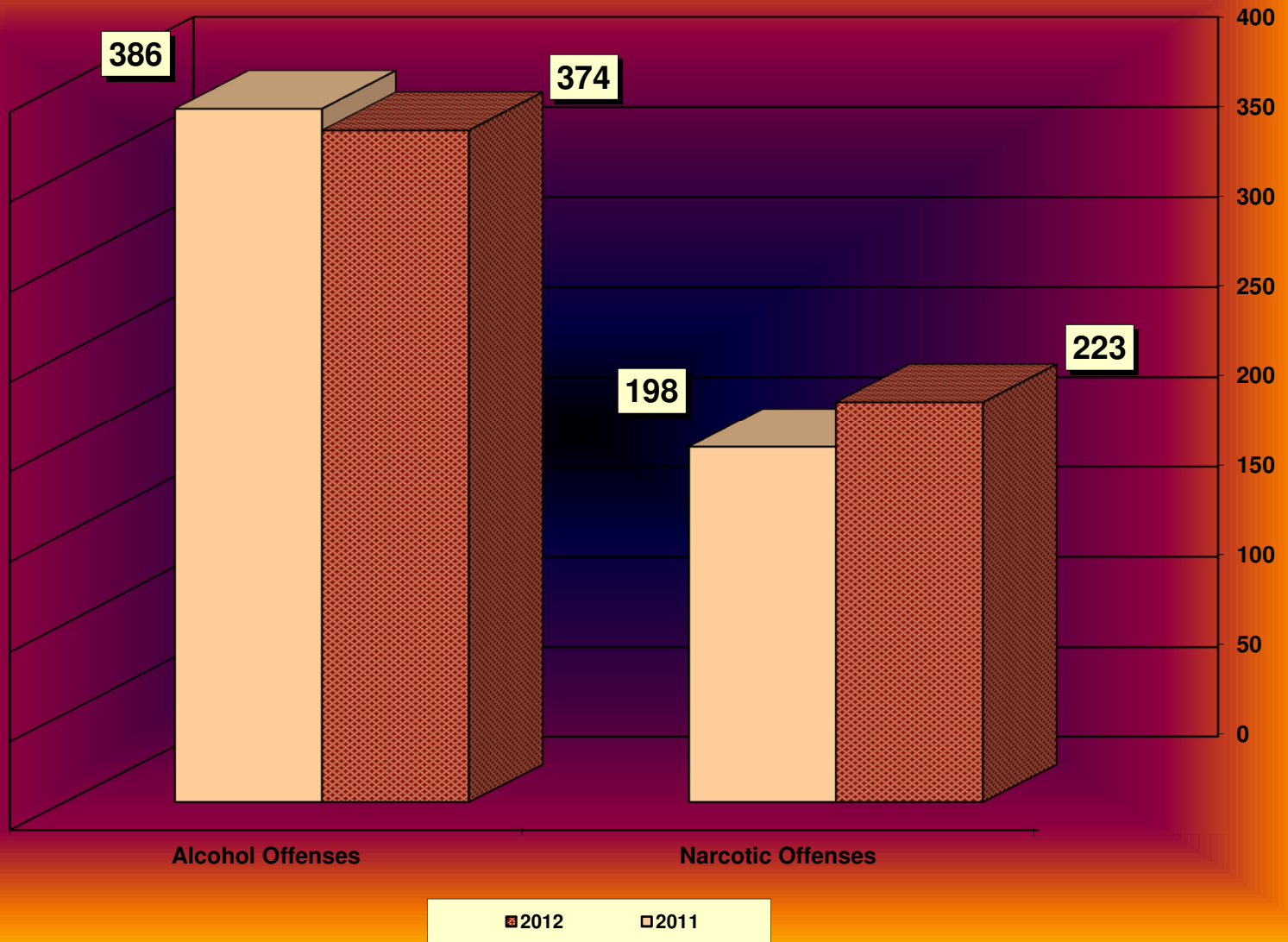
SERVICE & NON-SERVICE REQUESTS 2011 - 2012



TRAFFIC CITATIONS



NARCOTIC / ALCOHOL OFFENSES 2011 - 2012



Department Actions

