

MANTECA POLICE DEPARTMENT
MONTHLY CRIME STATISTICS REPORT
NOVEMBER 2012

Part One Crime Offenses	Current Month	This Month Last Year	% Change Month/Month 2012- 2011	2012 Cleared Offenses YTD	2012 Clearance RATE YTD	2012 Offenses YTD	2011 Offenses YTD	% Change YTD/YTD 2012 - 2011	2011 Cleared Offenses YTD	2011 Clearance RATE YTD
Homicide	0	0	N/C	0	N/C	0	5	-100.00%	4	80%
Rape/Unlawful Interc	0	1	-100.00%	7	35%	20	12	66.67%	6	50%
Robbery	4	4	N/C	19	27%	71	45	57.78%	12	27%
Aggravated Assault	9	7	28.57%	43	43%	99	90	10.00%	48	53%
Commercial Burglary	14	9	55.56%	41	28%	149	158	-5.70%	31	20%
Residential Burglary	27	20	35.00%	20	9%	228	296	-22.97%	19	6%
Other Burglary	3	3	N/C	2	6%	33	18	83.33%	1	6%
Auto Burglary	43	50	-14.00%	15	3%	498	544	-8.46%	11	2%
Grand Theft	11	9	22.22%	15	13%	120	133	-9.77%	11	8%
Vehicle Theft	39	34	14.71%	24	7%	352	236	49.15%	31	13%
Arson	1	1	N/C	2	11%	19	19	N/C	6	32%
All Other Felonies	38	31	22.58%	359	79%	457	394	15.99%	282	72%
Total Felonies	189	169	11.83%	547	27%	2046	1950	4.92%	462	24%
Total Burglaries	87	82	6.10%	78	9%	908	1016	-10.63%	62	6%
Misdemeanor Offenses	Current Month	This Month Last Year	% Change Month/Month 2012 - 2011	2012 Cleared Offenses YTD	2012 Clearance RATE YTD	2012 Offenses YTD	2011 Offenses YTD	% Change YTD/YTD 2012 - 2011	2011 Cleared Offenses YTD	2011 Clearance RATE YTD
Misdemeanor Thefts	84	74	13.51%	378	36%	1037	792	30.93%	408	52%
All Other Misdemeanors	181	132	37.12%	1435	70%	2048	1902	7.68%	1428	75%
Total Misdemeanors	265	206	28.64%	1813	59%	3085	2694	14.51%	1836	68%
Miscellaneous Offenses	Current Month	This Month Last Year	% Change Month/Month 2012 - 2011	2012 Cleared Offenses YTD	2012 Clearance RATE YTD	2012 Offenses YTD	2011 Offenses YTD	% Change YTD/YTD 2012 - 2011	2011 Cleared Offenses YTD	2011 Clearance RATE YTD
Total Narcotic Offenses	18	10	80.00%	273	102%	268	232	15.52%	217	94%
Total Alcohol Offenses	41	28	46.43%	446	97%	459	441	4.08%	443	100%
Total Domestic Violence	28	26	7.69%	280	85%	331	341	-2.93%	264	77%
Total Fraud/Forgery	42	24	75.00%	65	21%	304	238	27.73%	32	13%
Total Vehicle Abatements	1	1	N/C	3	60%	5	13	-61.54%	15	115%
	130	89	46.07%	1067	78%	1367	1265	8.06%	971	77%
*N.C. - not calculable										
Chief _____										
						0				

MANTECA POLICE DEPARTMENT
MONTHLY CRIME STATISTICS REPORT
NOVEMBER 2012

Non-Criminal Reports & Services	Current Month	2012 YTD	2011 YTD	% Change YTD/YTD 2012 - 2011
Non-Criminal Reports	147	1593	1538	3.58%
Service Requests	2524	30632	30450	0.60%
Written Reports	601	6732	6206	8.48%
Criminal Complaint Requests	111	1879	1710	9.88%
Warrants Served	76	1062	1003	5.88%

Property Value	Current Month	2012 YTD	2011 YTD	% Change YTD/YTD 2012 - 2011
Property Stolen	\$464,026.00	\$4,120,820.00	\$5,340,263.00	-22.83%
Property Recovered	\$157,323.00	\$1,379,906.00	\$2,023,992.00	-31.82%
% Property Value Recovered	33.90%	33.49%	37.90%	-11.65%

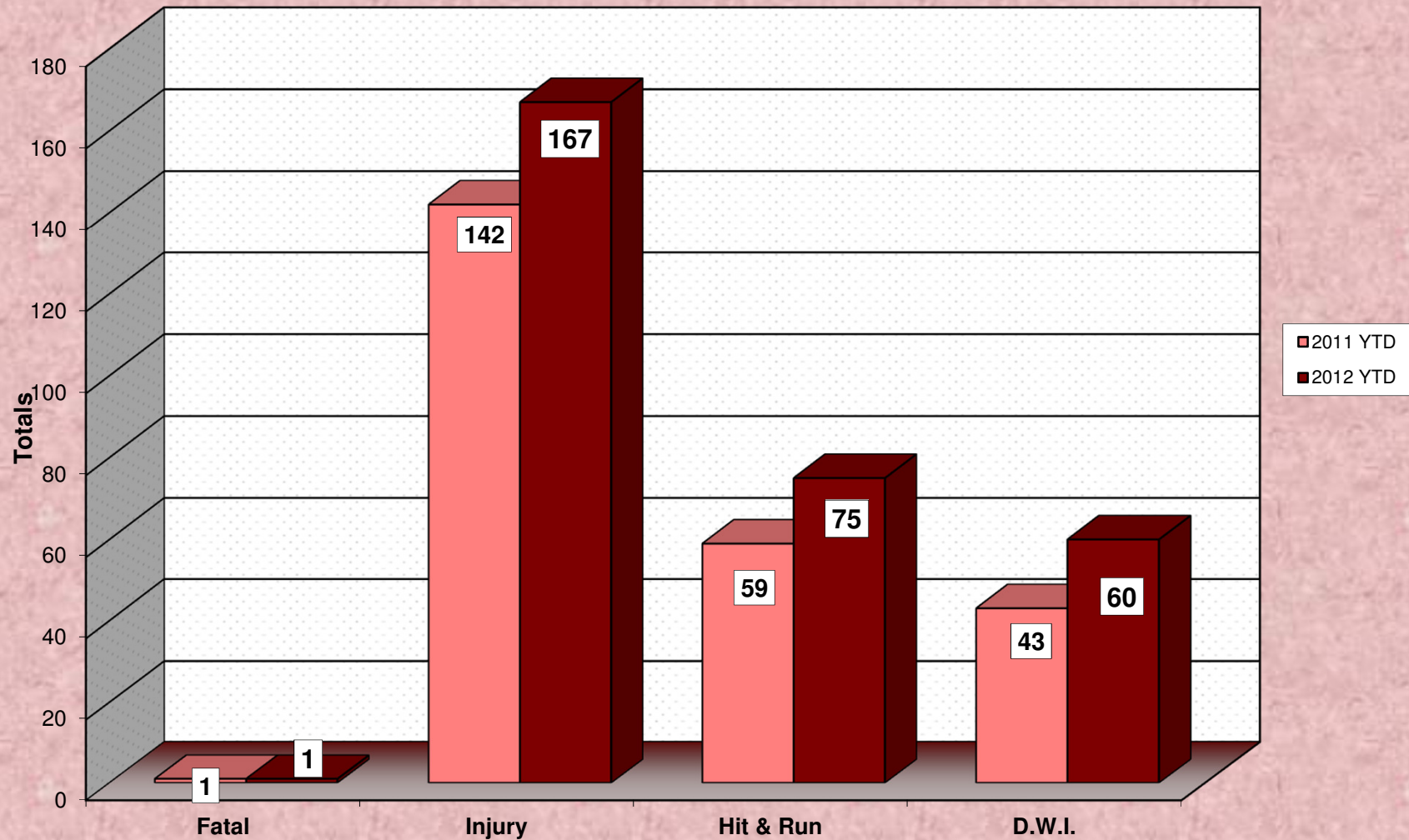
Accidents	Current Month	2012 YTD	2011 YTD	% Change YTD/YTD 2012 - 2011
Total Accidents	64	616	611	0.82%
Property Damage Only	52	445	469	-5.12%
Fatal	0	1	1	N/C
Injury	12	167	142	17.61%
Hit & Run	8	75	59	27.12%
D.W.I.	5	60	43	39.53%

Arrests	Current Month	2012 YTD	2011 YTD	% Change YTD/YTD 2012 - 2011
Adult Arrests	171	2356	2290	2.88%
Juvenile Arrests	11	176	261	-32.57%
Total Arrests	182	2532	2551	-0.74%

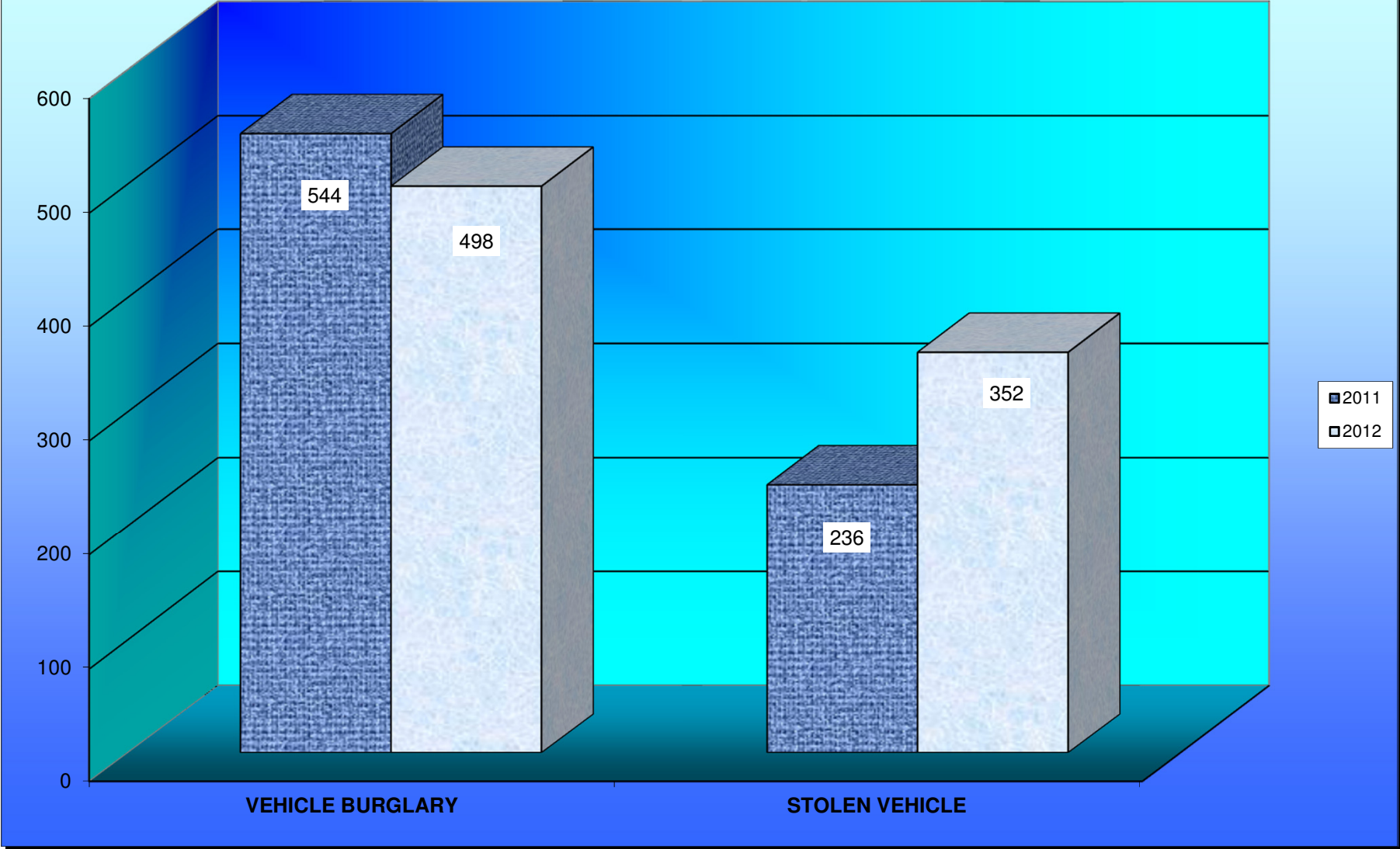
Citations	Current Month	2012 YTD	2011 YTD	% Change YTD/YTD 2012 - 2011
Total Citation Violations	293	4,557	4,622	-1.41%
D.W.I Violations	21	219	155	41.29%
Moving Violations	90	1,383	1,435	-3.62%
Non-Moving Violations	57	1,053	1,159	-9.15%
Child Restraint Violations	1	43	25	72.00%
Seat Belt Violations	12	341	328	3.96%
All Other Violations	108	1,710	1,753	-2.45%
Parking Violations	31	372	780	-52.31%

Department Actions	Current Month	2012 YTD	2011 YTD	% Change YTD/YTD 2012 - 2011
Pursuits	4	22	19	15.79%
Use of Force	4	25	21	19.05%

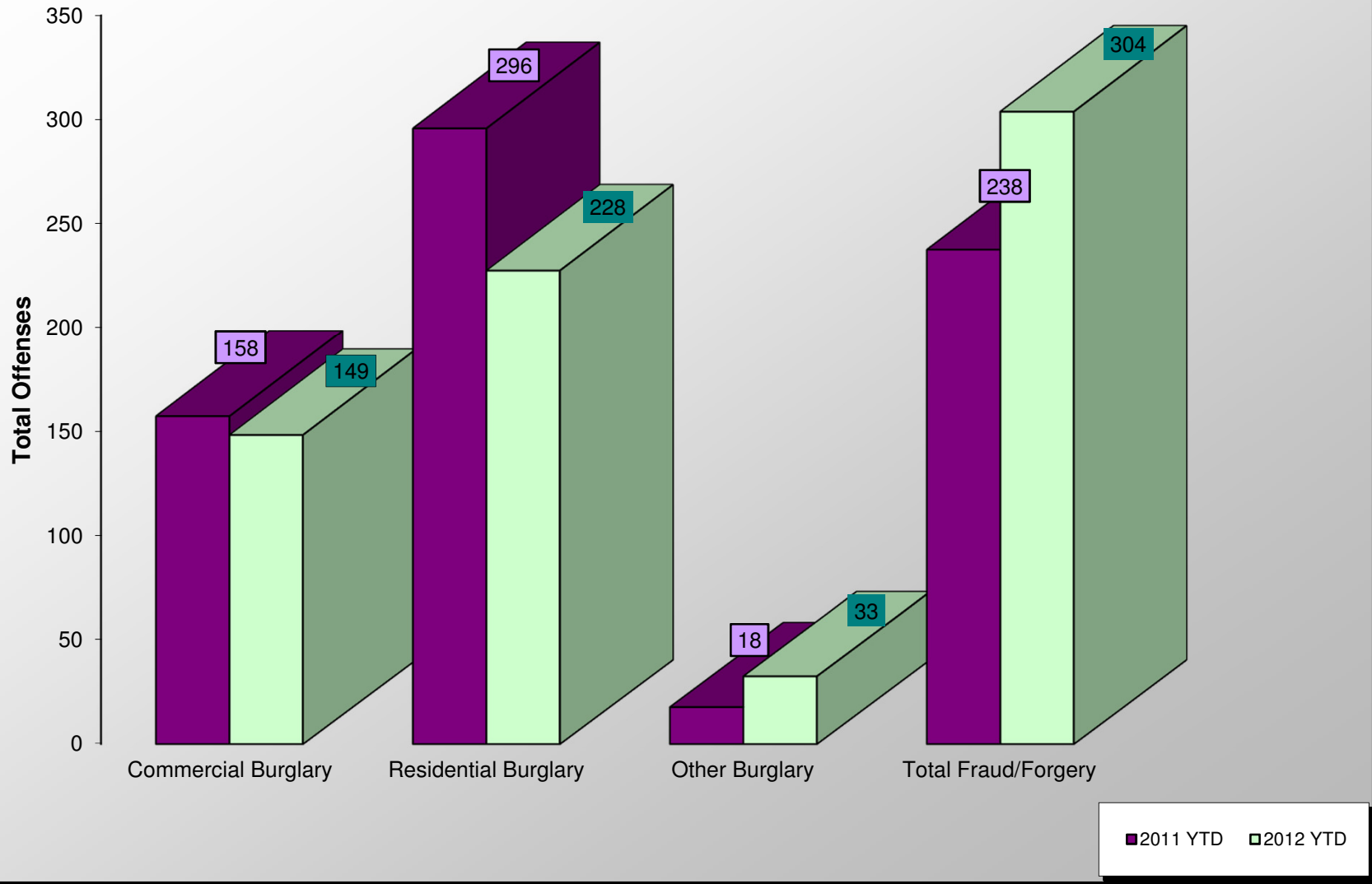
ACCIDENT COMPARISON 2011 - 2012 Year to Date



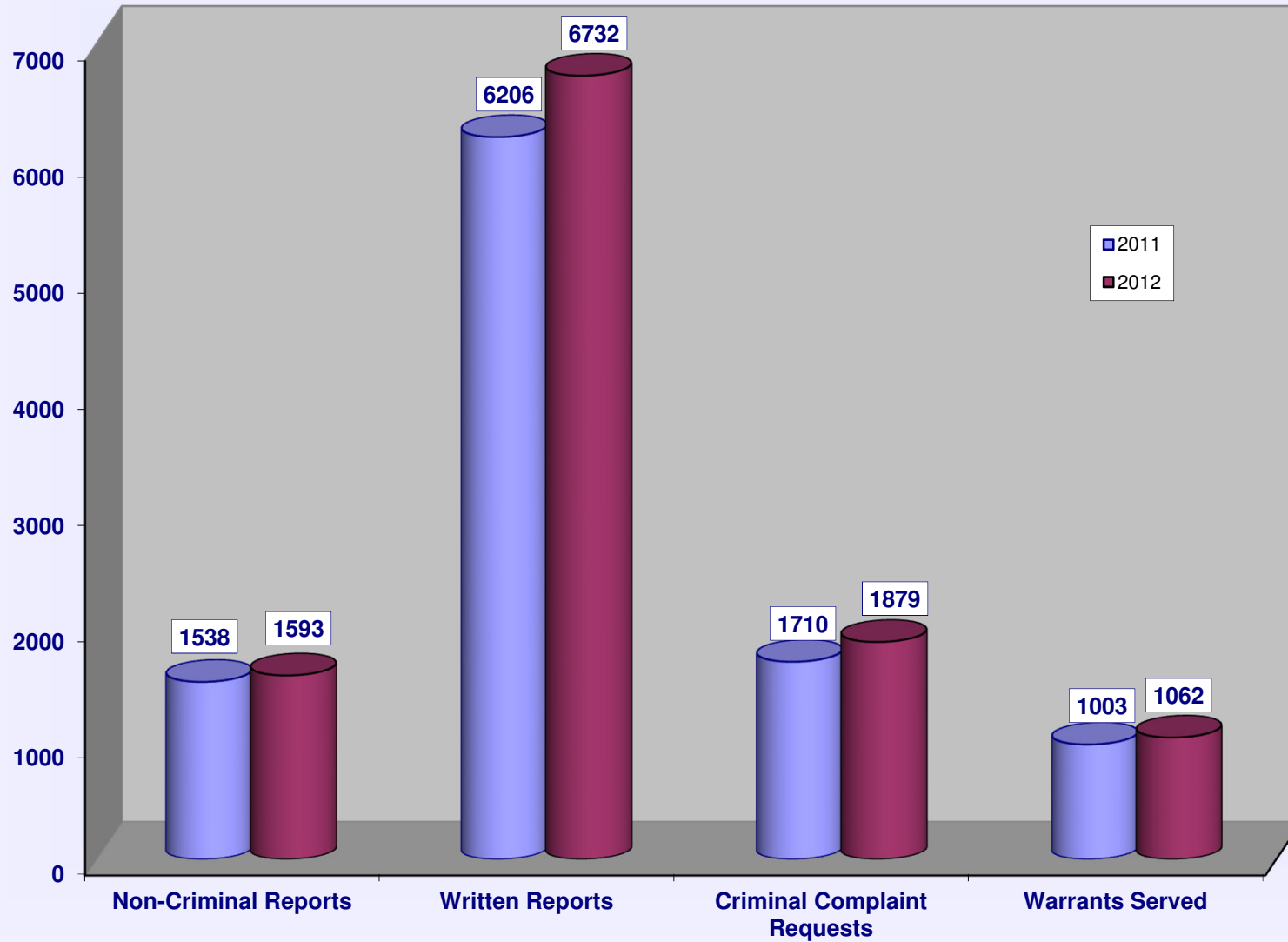
VEHICLE THEFTS



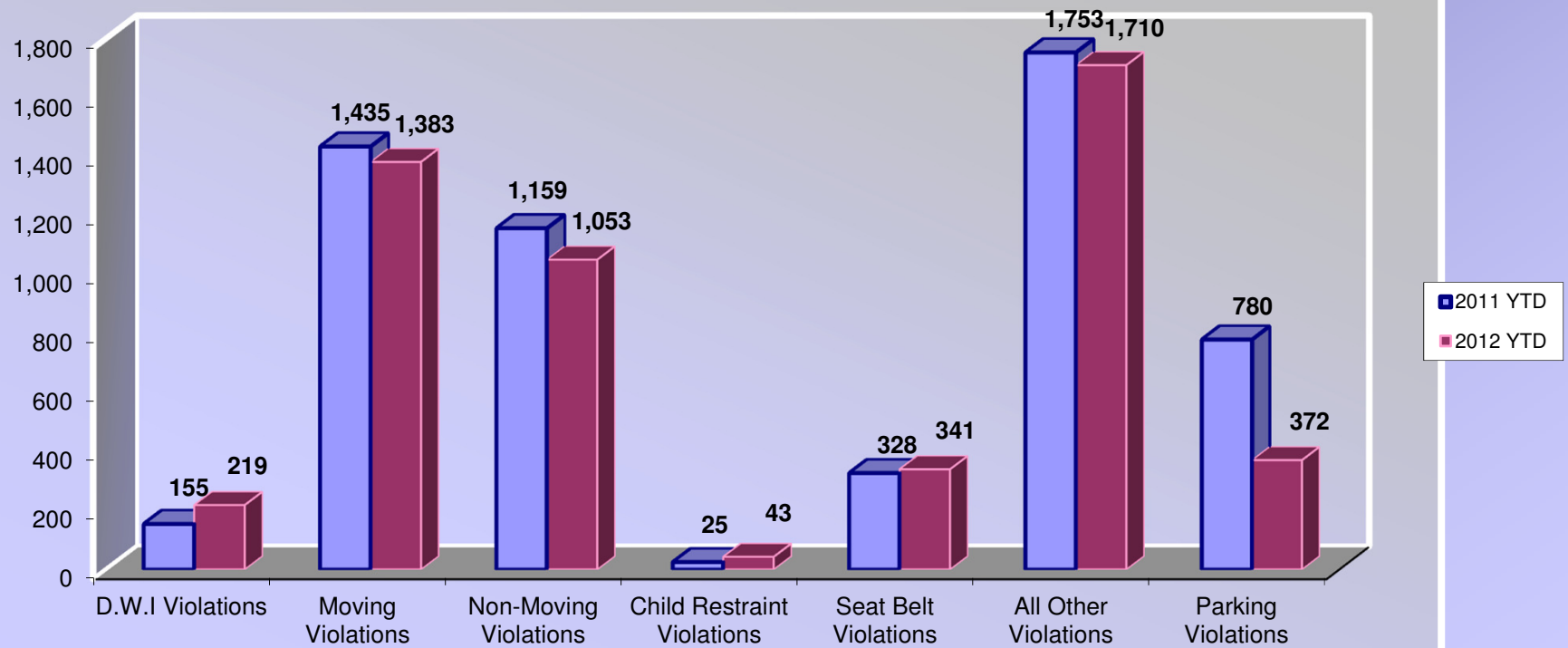
BURGLARIES 2011 - 2012 Year to Date



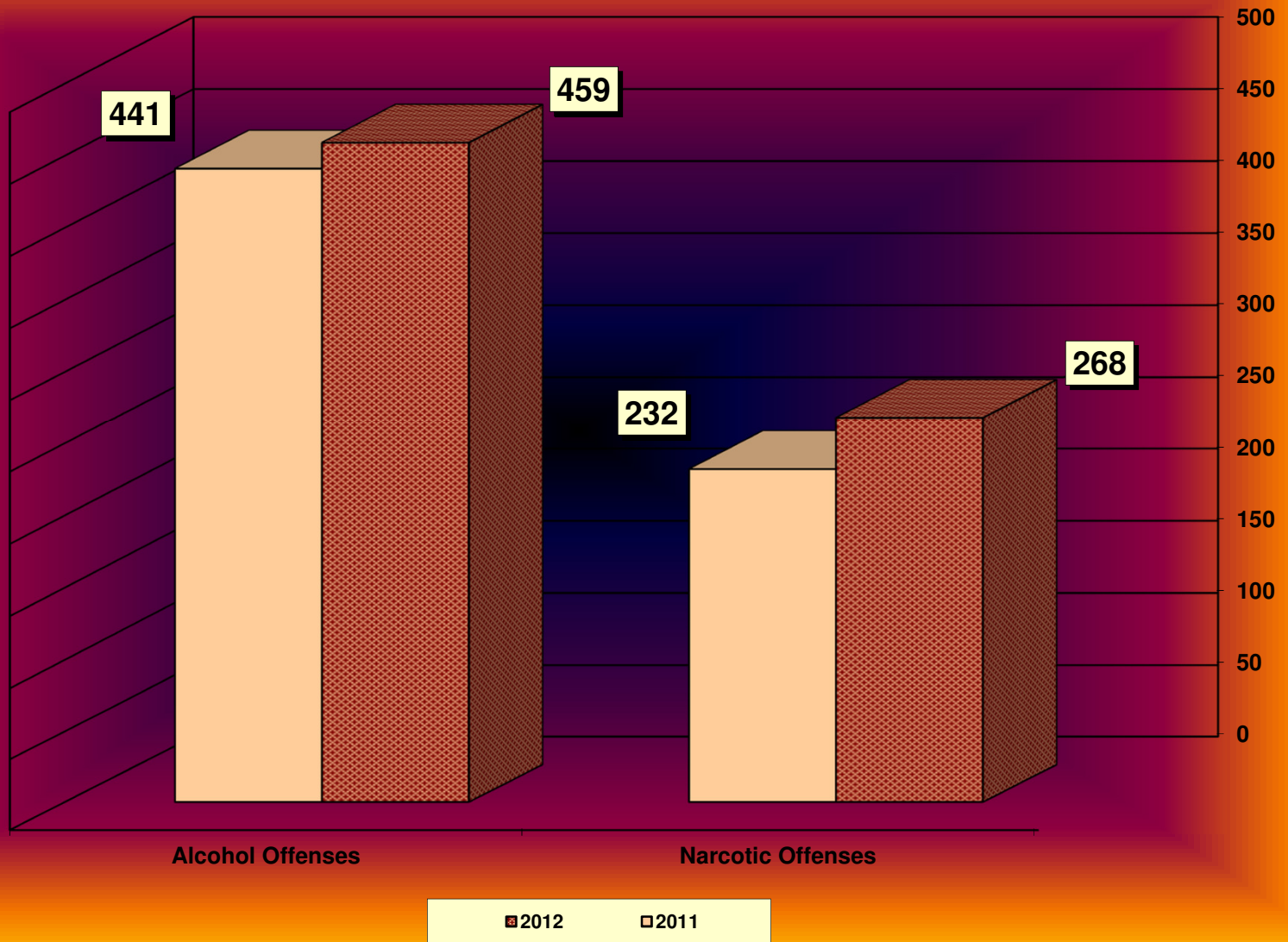
SERVICE & NON-SERVICE REQUESTS 2011 - 2012



TRAFFIC CITATIONS



NARCOTIC / ALCOHOL OFFENSES 2011 - 2012



Department Actions

