

MANTECA POLICE DEPARTMENT
MONTHLY CRIME STATISTICS REPORT
DECEMBER 2012

| Part One Crime Offenses | Current Month | This Month Last Year | % Change Month/Month 2012- 2011 | 2012 Cleared Offenses YTD | 2012 Clearance RATE YTD | 2012 Offenses YTD | 2011 Offenses YTD | % Change YTD/YTD 2012 - 2011 | 2011 Cleared Offenses YTD | 2011 Clearance RATE YTD |
|---------------------------|---------------|----------------------|----------------------------------|---------------------------|-------------------------|-------------------|-------------------|------------------------------|---------------------------|-------------------------|
| Homicide | 0 | 0 | N/C | 0 | N/C | 0 | 5 | -100.00% | 0 | 0% |
| Rape/Unlawful Interc | 0 | 0 | N/C | 7 | 35% | 20 | 12 | 66.67% | 0 | 0% |
| Robbery | 12 | 8 | 50.00% | 21 | 25% | 83 | 53 | 56.60% | 0 | 0% |
| Aggravated Assault | 12 | 6 | 100.00% | 49 | 44% | 111 | 96 | 15.63% | 4 | 4% |
| Commercial Burglary | 12 | 13 | -7.69% | 43 | 27% | 161 | 171 | -5.85% | 1 | 1% |
| Residential Burglary | 31 | 24 | 29.17% | 21 | 8% | 259 | 320 | -19.06% | 7 | 2% |
| Other Burglary | 2 | 3 | -33.33% | 3 | 9% | 35 | 21 | 66.67% | 1 | 5% |
| Auto Burglary | 64 | 45 | 42.22% | 15 | 3% | 562 | 589 | -4.58% | 0 | 0% |
| Grand Theft | 9 | 4 | 125.00% | 17 | 13% | 129 | 137 | -5.84% | 0 | 0% |
| Vehicle Theft | 32 | 34 | -5.88% | 28 | 7% | 384 | 270 | 42.22% | 3 | 1% |
| Arson | 1 | 0 | N/C | 2 | 10% | 20 | 19 | 5.26% | 0 | 0% |
| All Other Felonies | 34 | 28 | 21.43% | 386 | 79% | 491 | 422 | 16.35% | 26 | 6% |
| Total Felonies | 209 | 165 | 26.67% | 592 | 26% | 2255 | 2115 | 6.62% | 42 | 2% |
| Total Burglaries | 109 | 85 | 28.24% | 82 | 8% | 1017 | 1101 | -7.63% | 9 | 1% |
| | | | | | | | | | | |
| Misdemeanor Offenses | Current Month | This Month Last Year | % Change Month/Month 2012 - 2011 | 2012 Cleared Offenses YTD | 2012 Clearance RATE YTD | 2012 Offenses YTD | 2011 Offenses YTD | % Change YTD/YTD 2012 - 2011 | 2011 Cleared Offenses YTD | 2011 Clearance RATE YTD |
| Misdemeanor Thefts | 117 | 72 | 62.50% | 420 | 36% | 1154 | 864 | 33.56% | 448 | 52% |
| All Other Misdemeanors | 192 | 170 | 12.94% | 1540 | 69% | 2240 | 2072 | 8.11% | 1537 | 74% |
| Total Misdemeanors | 309 | 242 | 27.69% | 1960 | 58% | 3394 | 2936 | 15.60% | 1985 | 68% |
| | | | | | | | | | | |
| Miscellaneous Offenses | Current Month | This Month Last Year | % Change Month/Month 2012 - 2011 | 2012 Cleared Offenses YTD | 2012 Clearance RATE YTD | 2012 Offenses YTD | 2011 Offenses YTD | % Change YTD/YTD 2012 - 2011 | 2011 Cleared Offenses YTD | 2011 Clearance RATE YTD |
| Total Narcotic Offenses | 22 | 15 | 46.67% | 295 | 102% | 290 | 247 | 17.41% | 232 | 94% |
| Total Alcohol Offenses | 47 | 29 | 62.07% | 489 | 97% | 506 | 472 | 7.20% | 472 | 100% |
| Total Domestic Violence | 16 | 23 | -30.43% | 286 | 82% | 347 | 376 | -7.71% | 287 | 76% |
| Total Fraud/Forgery | 42 | 21 | 100.00% | 70 | 20% | 346 | 259 | 33.59% | 34 | 13% |
| Total Vehicle Abatements | 1 | 1 | N/C | 4 | 67% | 6 | 14 | -57.14% | 16 | 114% |
| | 128 | 89 | 43.82% | 1144 | 77% | 1495 | 1368 | 9.28% | 1041 | 76% |
| *N.C. - not calculable | | | | | | | | | | |
| Chief _____ | | | | | | | | | | |
| | | | | | | 0 | | | | |

MANTECA POLICE DEPARTMENT
MONTHLY CRIME STATISTICS REPORT
DECEMBER 2012

| Non-Criminal Reports & Services | Current Month | 2012 YTD | 2011 YTD | % Change YTD/YTD 2012 - 2011 |
|---------------------------------|---------------|----------|----------|------------------------------|
| Non-Criminal Reports | 170 | 1763 | 1660 | 6.20% |
| Service Requests | 2716 | 33348 | 33031 | 0.96% |
| Written Reports | 688 | 7420 | 6735 | 10.17% |
| Criminal Complaint Requests | 160 | 2039 | 1845 | 10.51% |
| Warrants Served | 124 | 1186 | 1087 | 9.11% |

| Property Value | Current Month | 2012 YTD | 2011 YTD | % Change YTD/YTD 2012 - 2011 |
|----------------------------|---------------|----------------|----------------|------------------------------|
| Property Stolen | \$470,968.00 | \$4,591,788.00 | \$5,890,608.00 | -22.05% |
| Property Recovered | \$146,863.00 | \$1,526,769.00 | \$2,316,980.00 | -34.11% |
| % Property Value Recovered | 31.18% | 33.25% | 39.33% | -15.47% |

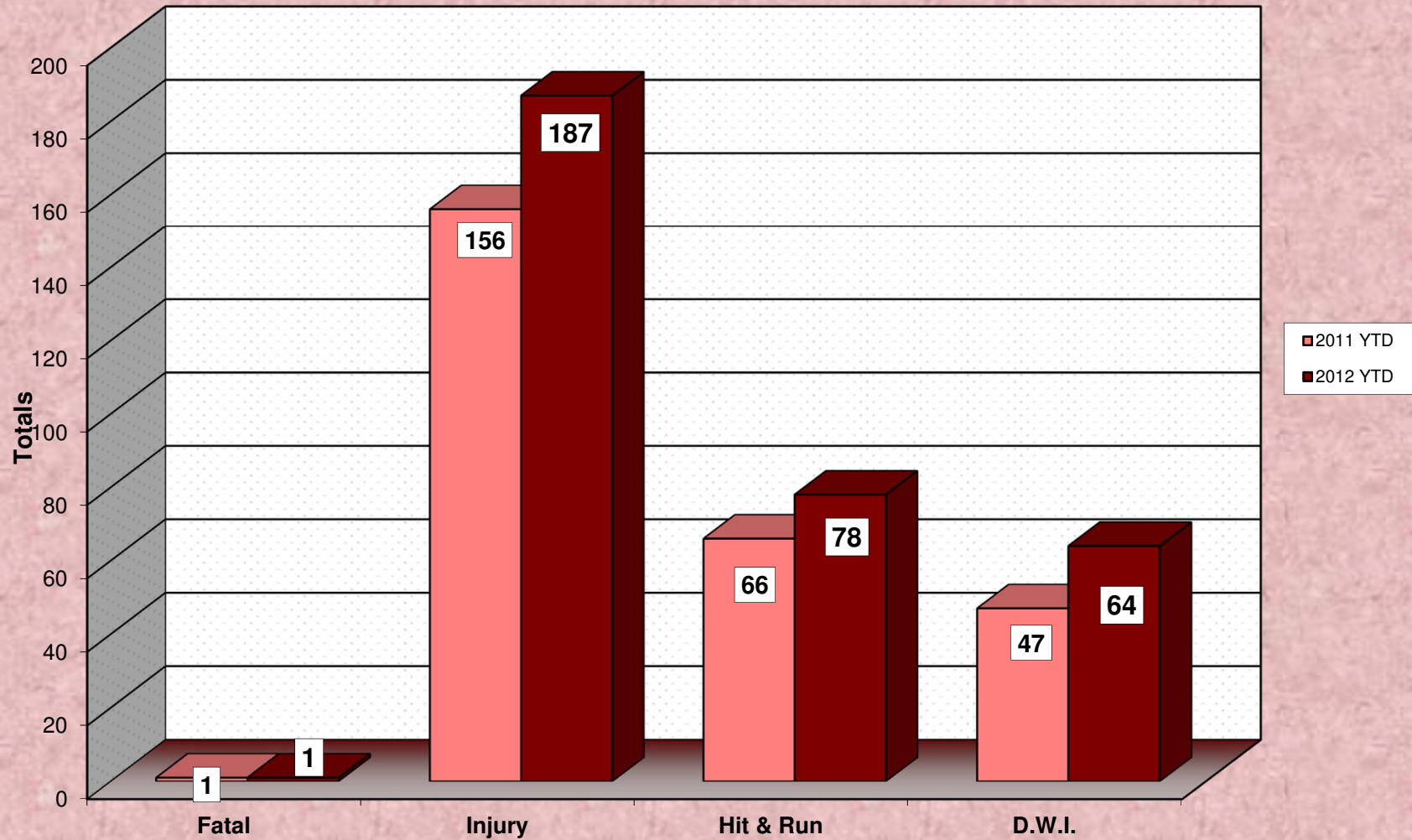
| Accidents | Current Month | 2012 YTD | 2011 YTD | % Change YTD/YTD 2012 - 2011 |
|----------------------|---------------|----------|----------|------------------------------|
| Total Accidents | 58 | 674 | 675 | -0.15% |
| Property Damage Only | 38 | 483 | 518 | -6.76% |
| Fatal | 0 | 1 | 1 | N/C |
| Injury | 20 | 187 | 156 | 19.87% |
| Hit & Run | 3 | 78 | 66 | 18.18% |
| D.W.I. | 4 | 64 | 47 | 36.17% |

| Arrests | Current Month | 2012 YTD | 2011 YTD | % Change YTD/YTD 2012 - 2011 |
|------------------|---------------|----------|----------|------------------------------|
| Adult Arrests | 229 | 2585 | 2477 | 4.36% |
| Juvenile Arrests | 10 | 186 | 275 | -32.36% |
| Total Arrests | 239 | 2771 | 2752 | 0.69% |

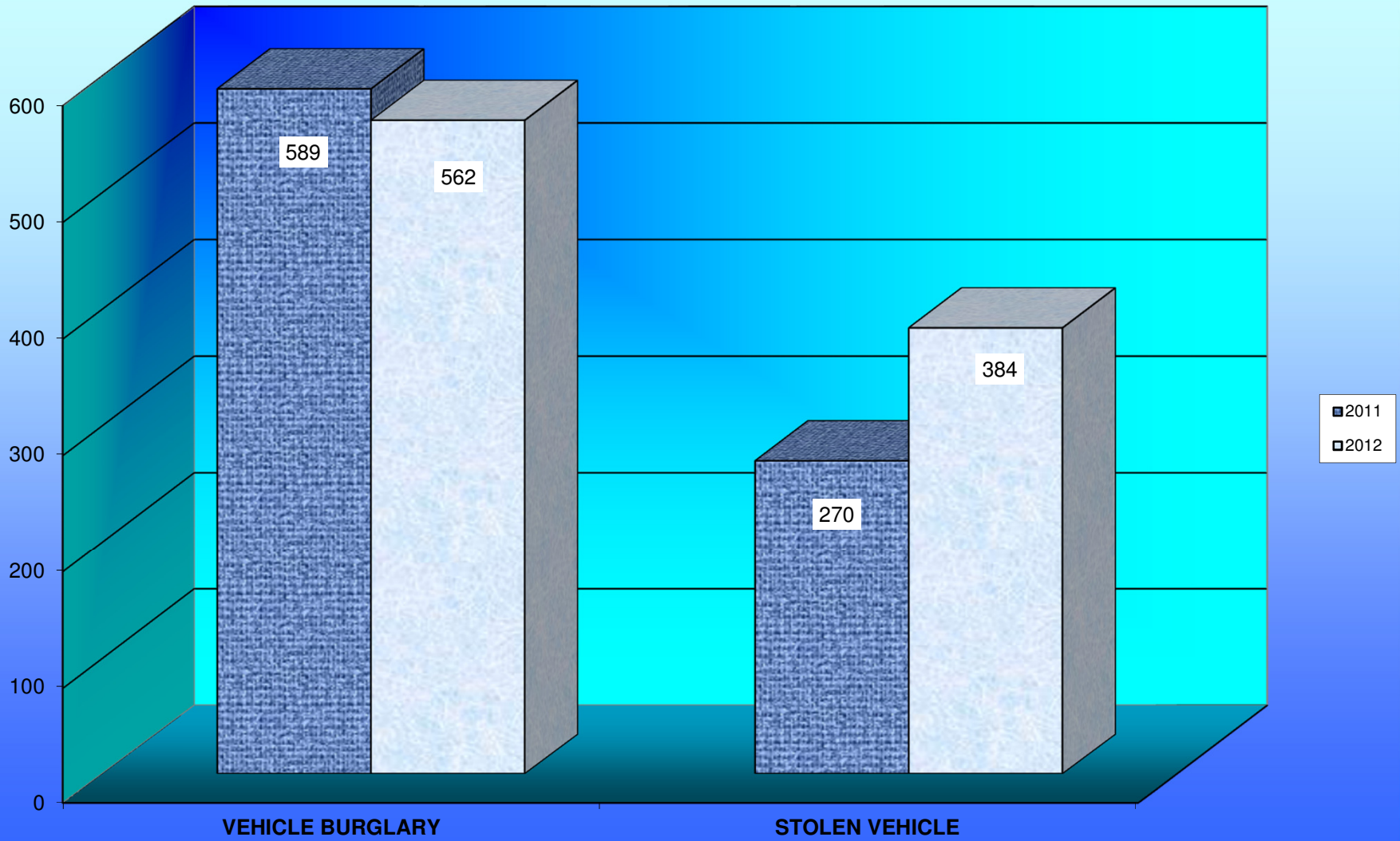
| Citations | Current Month | 2012 YTD | 2011 YTD | % Change YTD/YTD 2012 - 2011 |
|----------------------------|---------------|----------|----------|------------------------------|
| Total Citation Violations | 357 | 4,914 | 5,006 | -1.84% |
| D.W.I Violations | 17 | 236 | 167 | 41.32% |
| Moving Violations | 150 | 1,533 | 1,542 | -0.58% |
| Non-Moving Violations | 49 | 1,102 | 1,274 | -13.50% |
| Child Restraint Violations | 3 | 46 | 26 | 76.92% |
| Seat Belt Violations | 8 | 349 | 347 | 0.58% |
| All Other Violations | 127 | 1,837 | 1,891 | -2.86% |
| Parking Violations | 36 | 408 | 818 | -50.12% |

| Department Actions | Current Month | 2012 YTD | 2011 YTD | % Change YTD/YTD 2012 - 2011 |
|--------------------|---------------|----------|----------|------------------------------|
| Pursuits | 1 | 23 | 19 | 21.05% |
| Use of Force | 2 | 27 | 21 | 28.57% |

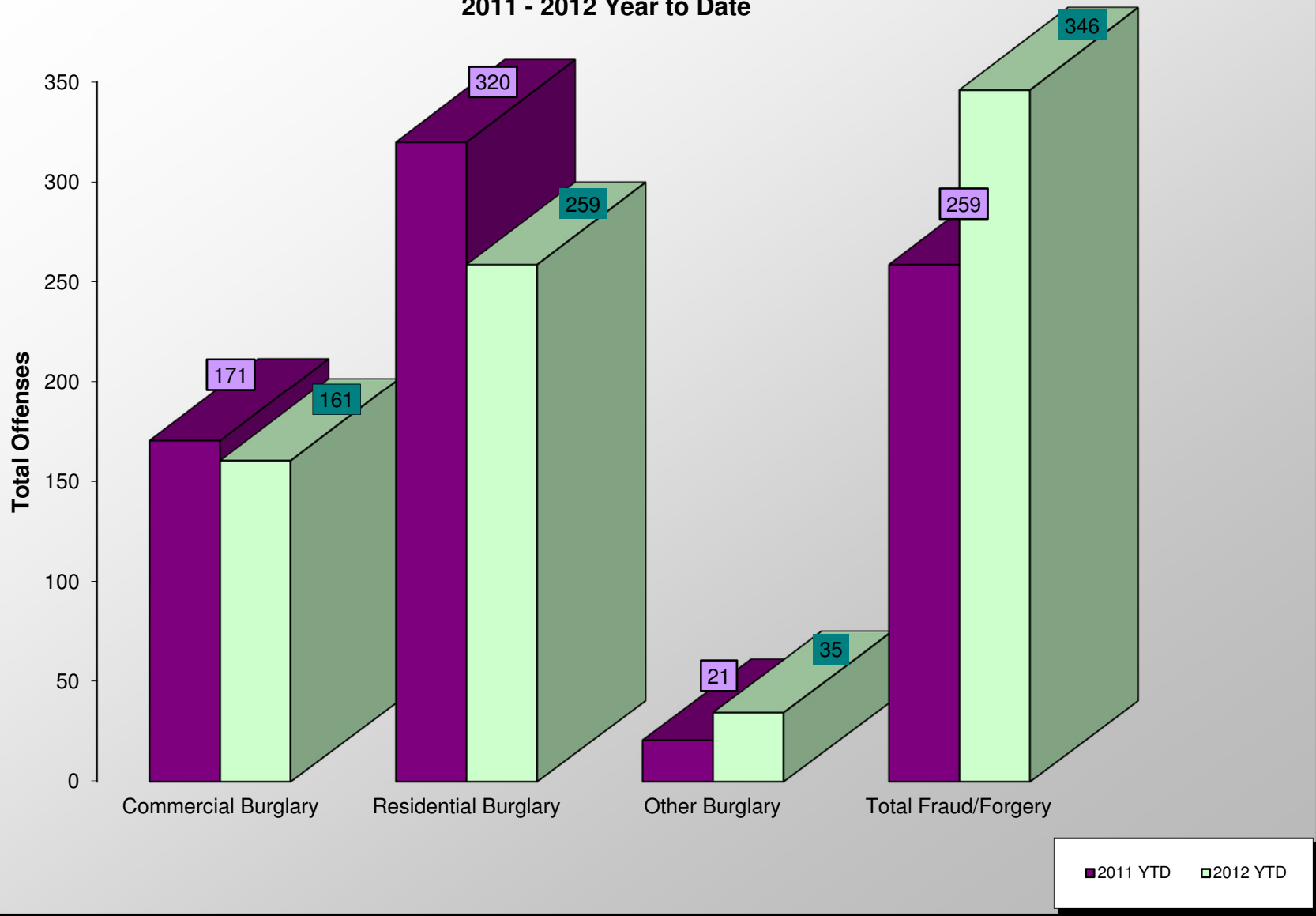
ACCIDENT COMPARISON 2011 - 2012 Year to Date



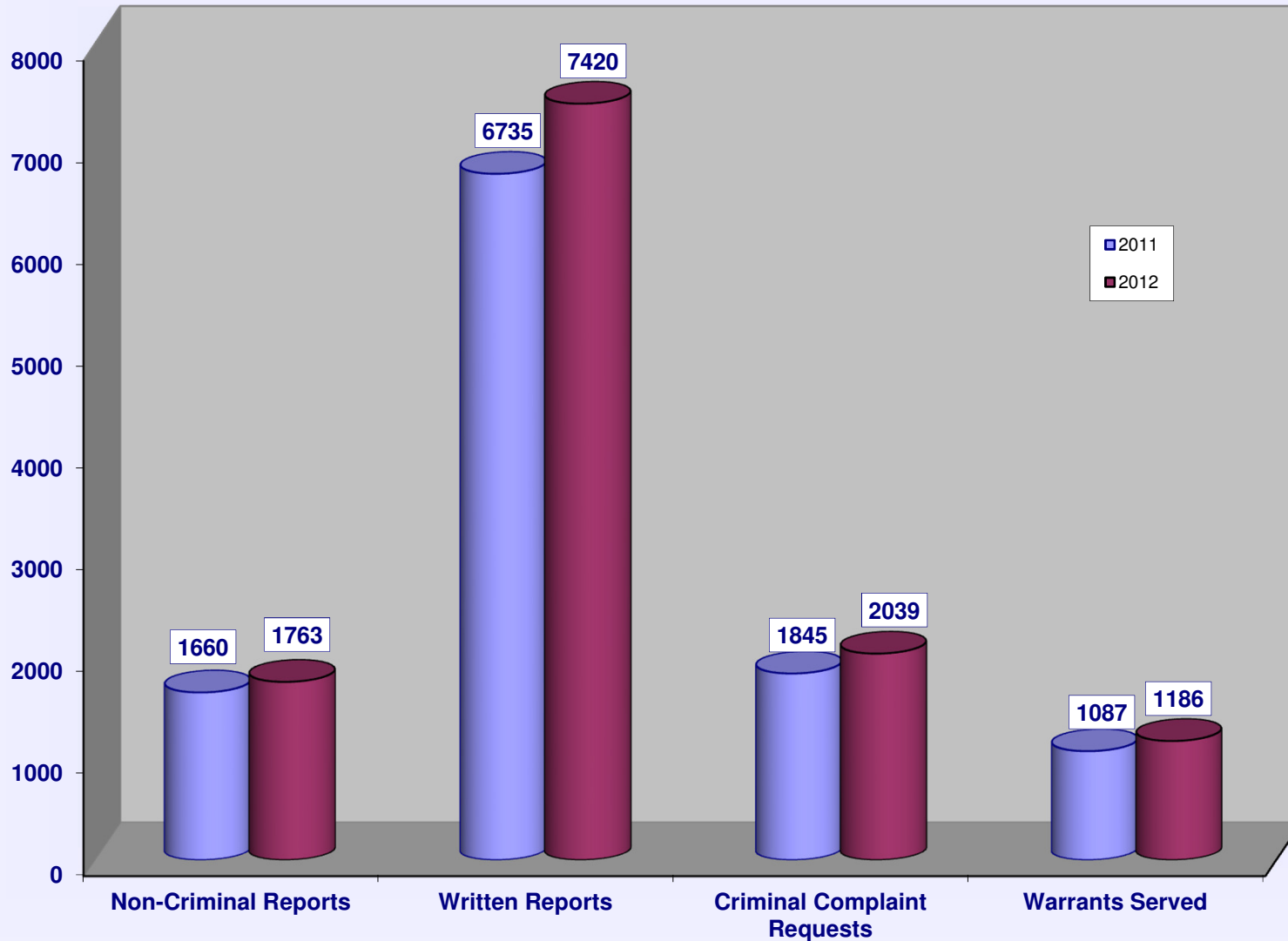
VEHICLE THEFTS



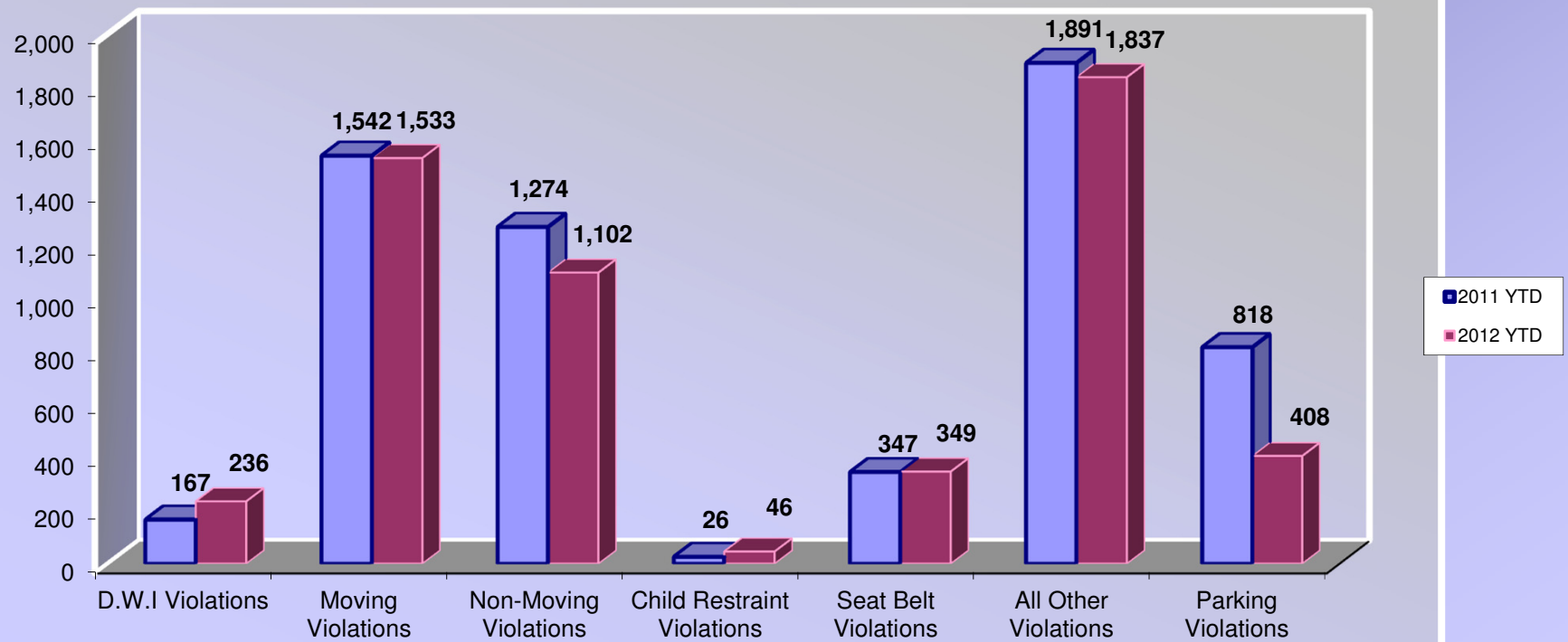
BURGLARIES 2011 - 2012 Year to Date



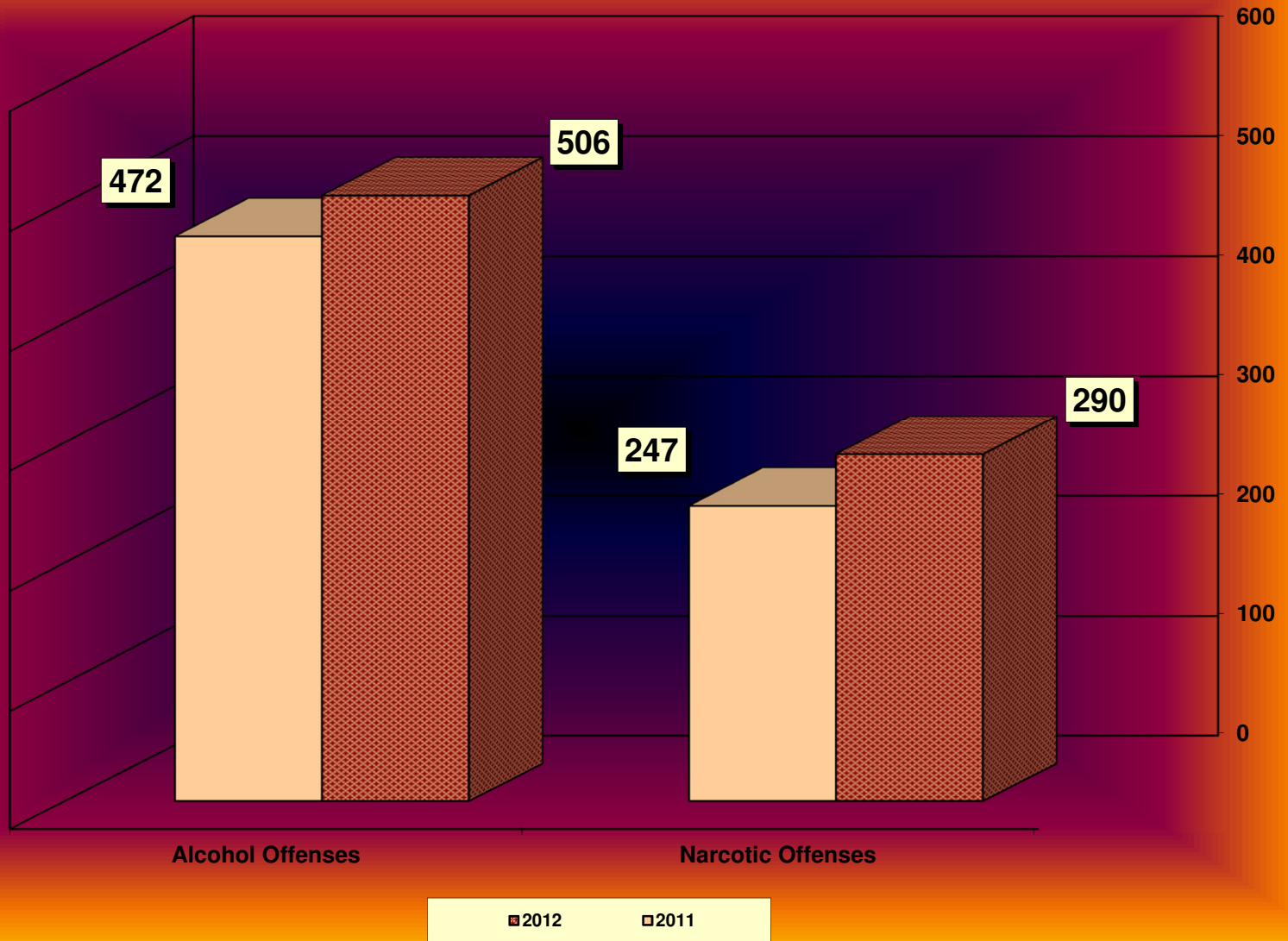
SERVICE & NON-SERVICE REQUESTS 2011 - 2012



TRAFFIC CITATIONS



NARCOTIC / ALCOHOL OFFENSES 2011 - 2012



Department Actions

