

MANTECA POLICE DEPARTMENT
MONTHLY CRIME STATISTICS REPORT
MARCH 2013

Part One Crime Offenses	Current Month	This Month Last Year	% Change Month/Month 2013- 2012	2013 Cleared Offenses YTD	2013 Clearance RATE YTD	2013 Offenses YTD	2012 Offenses YTD	% Change YTD/YTD 2013 - 2012	2012 Cleared Offenses YTD	2012 Clearance RATE YTD
Homicide	0	0	N/C	0	N.C.	0	0	N/C	0	N.C.
Rape/Unlawful Interc	3	0	N.C.	2	50%	4	2	100.00%	1	50%
Robbery	5	4	25.00%	5	31%	16	15	6.67%	5	33%
Aggravated Assault	7	12	-41.67%	7	39%	18	27	-33.33%	10	37%
Commercial Burglary	12	18	-33.33%	7	29%	24	37	-35.14%	14	38%
Residential Burglary	37	23	60.87%	9	9%	95	67	41.79%	8	12%
Other Burglary	1	4	-75.00%	1	8%	13	7	85.71%	0	0%
Auto Burglary	37	48	-22.92%	8	6%	142	135	5.19%	7	5%
Grand Theft	14	6	133.33%	8	16%	49	25	96.00%	5	20%
Vehicle Theft	32	18	77.78%	9	9%	97	79	22.78%	6	8%
Arson	5	3	66.67%	1	7%	14	7	100.00%	1	14%
All Other Felonies	38	32	18.75%	96	79%	121	113	7.08%	86	76%
Total Felonies	191	168	13.69%	153	26%	593	514	15.37%	143	28%
Total Burglaries	87	93	-6.45%	25	9%	274	246	11.38%	29	12%
Misdemeanor Offenses	Current Month	This Month Last Year	% Change Month/Month 2013 - 2012	2013 Cleared Offenses YTD	2013 Clearance RATE YTD	2013 Offenses YTD	2012 Offenses YTD	% Change YTD/YTD 2013 - 2012	2012 Cleared Offenses YTD	2012 Clearance RATE YTD
Misdemeanor Thefts	117	75	56.00%	123	36%	337	224	50.45%	94	42%
All Other Misdemeanors	232	180	28.89%	380	65%	582	545	6.79%	379	70%
Total Misdemeanors	349	255	36.86%	503	55%	919	769	19.51%	473	62%
Miscellaneous Offenses	Current Month	This Month Last Year	% Change Month/Month 2013 - 2012	2013 Cleared Offenses YTD	2013 Clearance RATE YTD	2013 Offenses YTD	2012 Offenses YTD	% Change YTD/YTD 2013 - 2012	2012 Cleared Offenses YTD	2012 Clearance RATE YTD
Total Narcotic Offenses	29	21	38.10%	80	96%	83	75	10.67%	73	97%
Total Alcohol Offenses	53	36	47.22%	128	98%	130	99	31.31%	88	89%
Total Domestic Violence	30	35	-14.29%	53	82%	65	87	-25.29%	83	95%
Total Fraud/Forgery	28	16	75.00%	8	10%	78	67	16.42%	25	37%
Total Vehicle Abatements	0	0	N/C	3	150%	2	2	N/C	2	100%
	140	108	29.63%	272	76%	358	330	8.48%	271	82%
*N.C. - not calculable	*N/C - no change									
Chief _____										
						0				

MANTECA POLICE DEPARTMENT
MONTHLY CRIME STATISTICS REPORT
MARCH 2013

Non-Criminal Reports & Services	Current Month	2013 YTD	2012 YTD	% Change YTD/YTD 2013 - 2012
Non-Criminal Reports	151	464	398	16.58%
Service Requests	2945	8171	7618	7.26%
Written Reports	691	1976	1688	17.06%
Criminal Complaint Requests	200	525	475	10.53%
Warrants Served	98	276	270	2.22%

Property Value	Current Month	2013 YTD	2012 YTD	% Change YTD/YTD 2013 - 2012
Property Stolen	\$485,021.00	\$1,312,343.00	\$1,160,009.00	13.13%
Property Recovered	\$304,132.00	\$646,739.00	\$342,810.00	88.66%
% Property Value Recovered	62.70%	49.28%	29.55%	66.76%

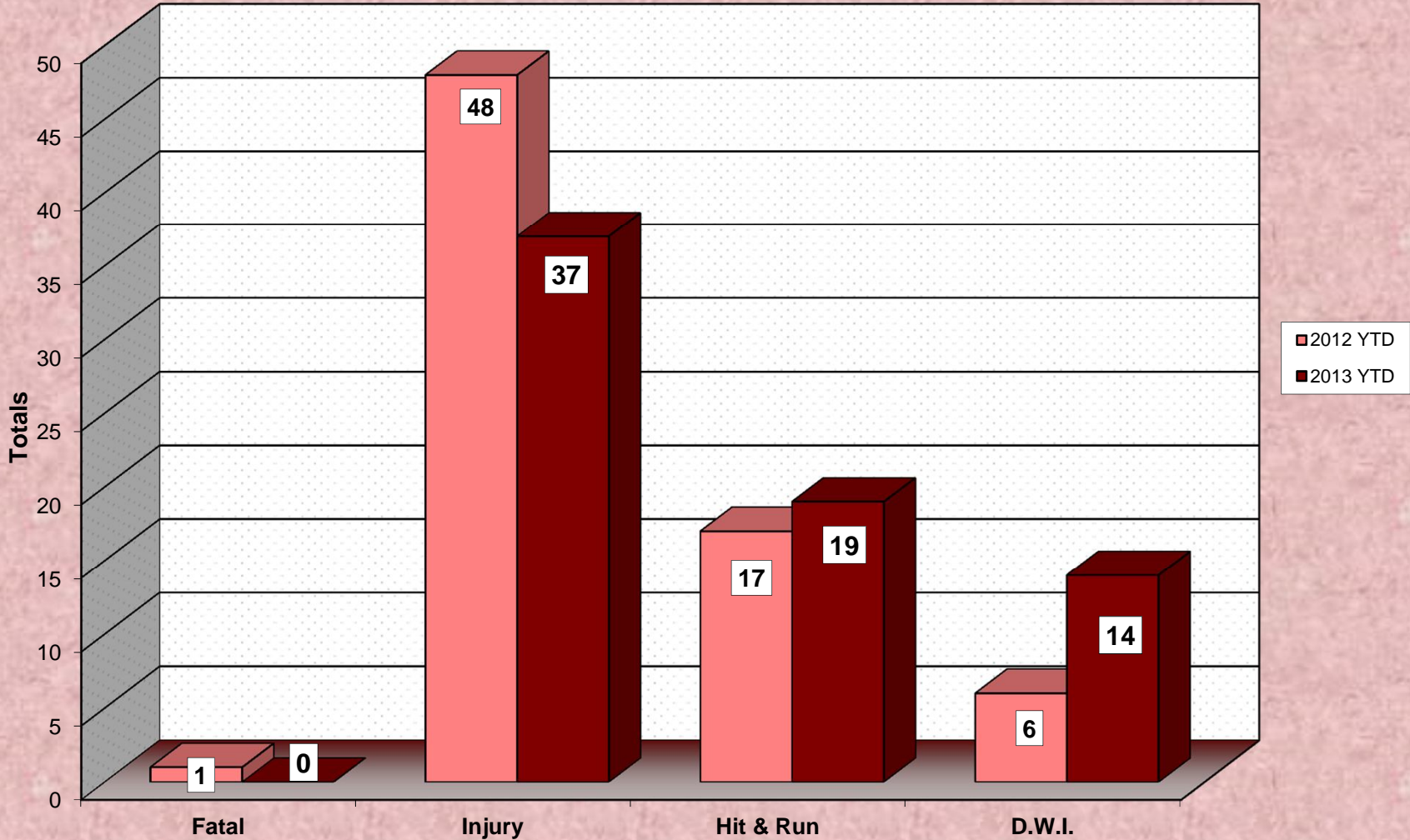
Accidents	Current Month	2013 YTD	2012 YTD	% Change YTD/YTD 2013 - 2012
Total Accidents	53	160	144	11.11%
Property Damage Only	43	123	96	28.13%
Fatal	0	0	1	-100.00%
Injury	10	37	48	-22.92%
Hit & Run	7	19	17	11.76%
D.W.I.	4	14	6	133.33%

Arrests	Current Month	2013 YTD	2012 YTD	% Change YTD/YTD 2013 - 2012
Adult Arrests	223	631	589	7.13%
Juvenile Arrests	18	52	58	-10.34%
Total Arrests	241	683	647	5.56%

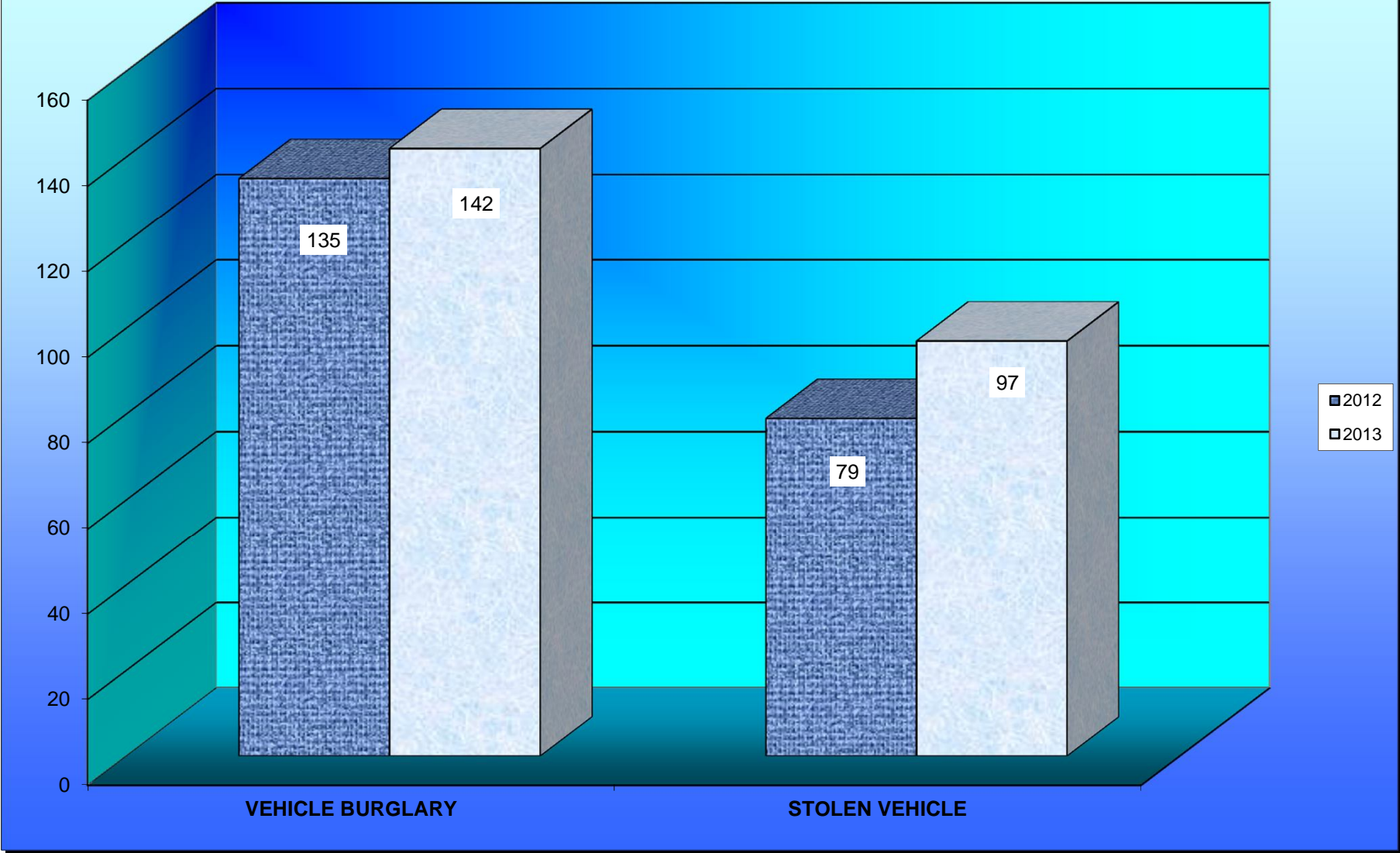
Citations	Current Month	2013 YTD	2012 YTD	% Change YTD/YTD 2013 - 2012
Total Citation Violations	539	1,422	1,422	N/C
D.W.I Violations	26	68	31	119.35%
Moving Violations	179	438	474	-7.59%
Non-Moving Violations	101	277	464	-40.30%
Child Restraint Violations	1	6	12	-50.00%
Seat Belt Violations	9	29	175	-83.43%
All Other Violations	233	603	432	39.58%
Parking Violations	38	100	76	31.58%

Department Actions	Current Month	2013 YTD	2012 YTD	% Change YTD/YTD 2013 - 2012
Pursuits	1	6	7	-14.29%
Use of Force	2	10	4	150.00%

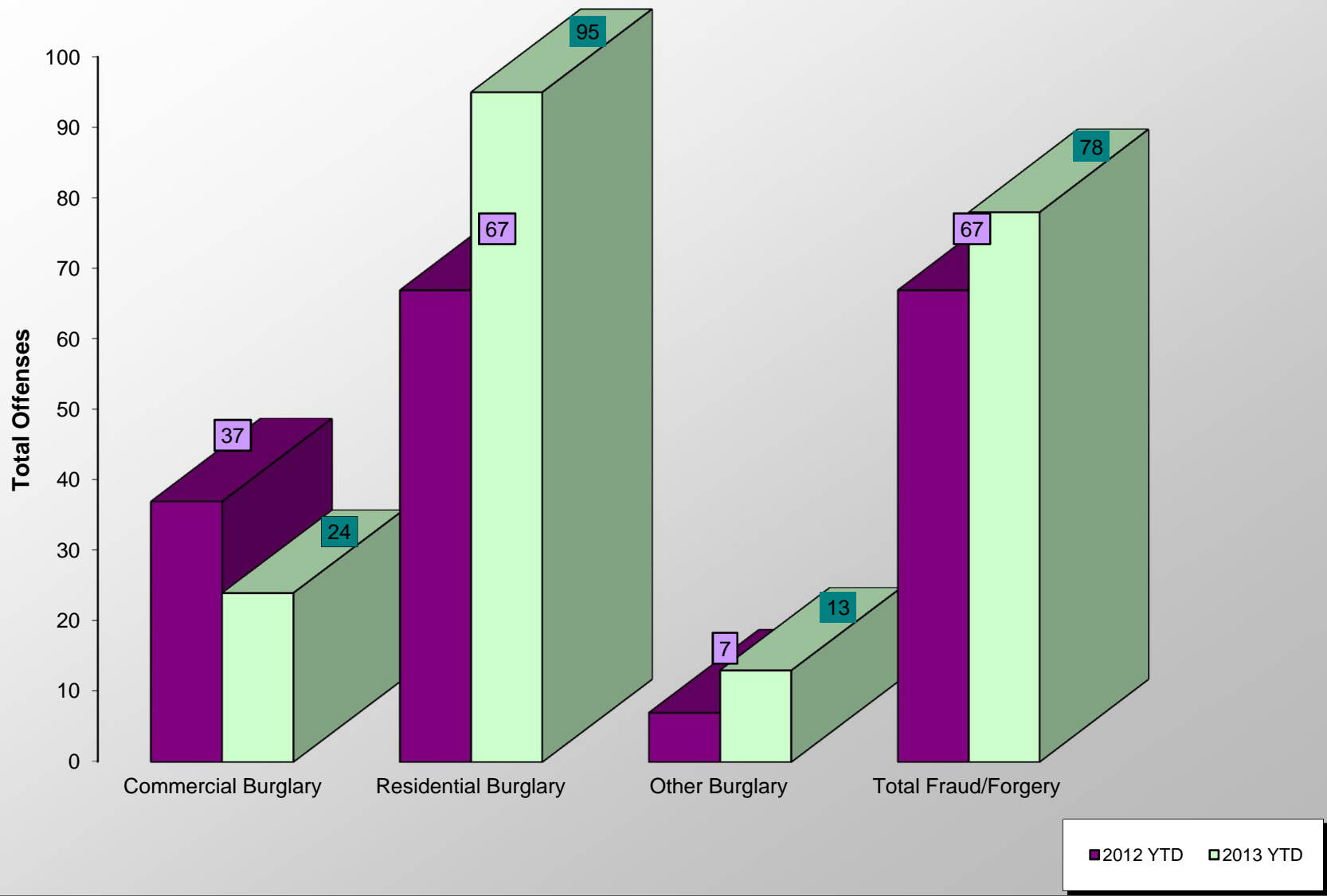
ACCIDENT COMPARISON 2012 - 2013 Year to Date



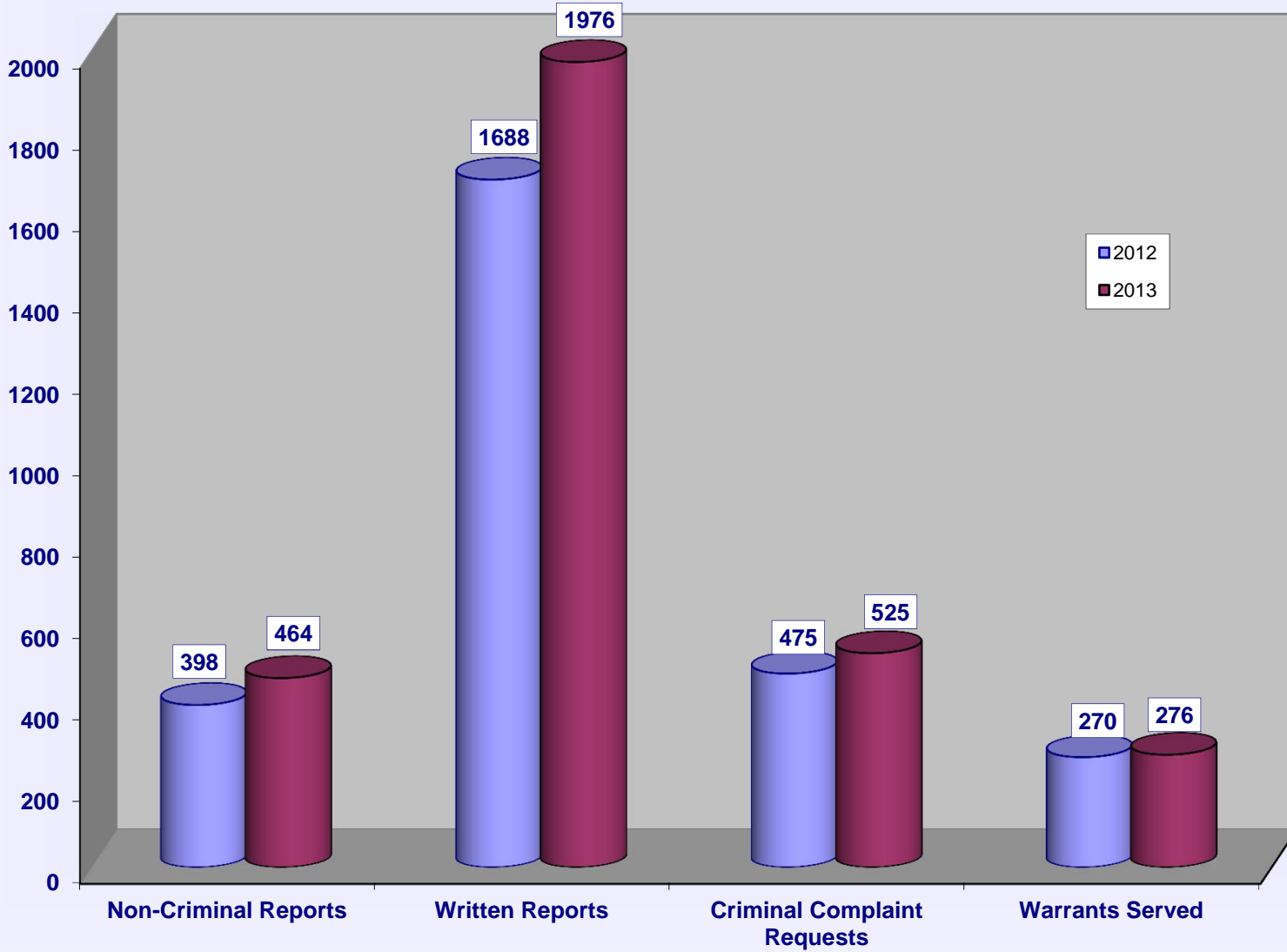
VEHICLE THEFTS



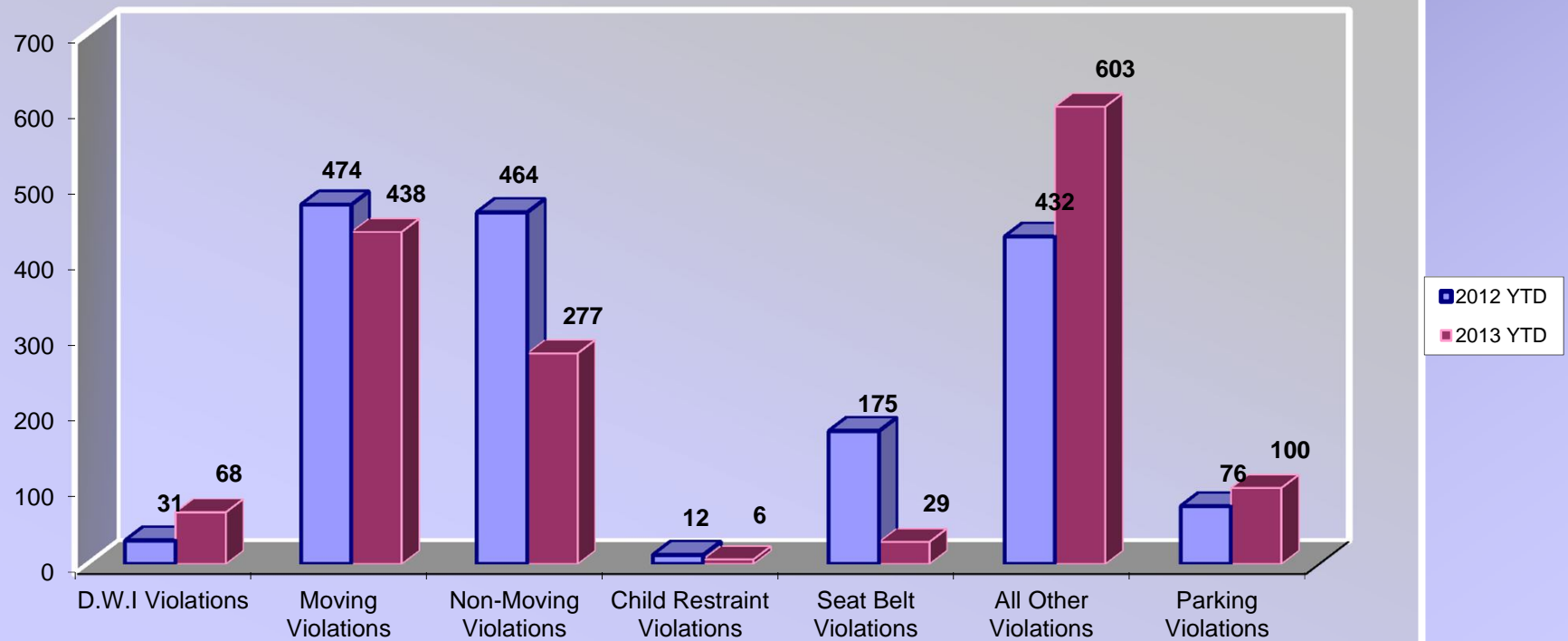
BURGLARIES 2012 - 2013 Year to Date



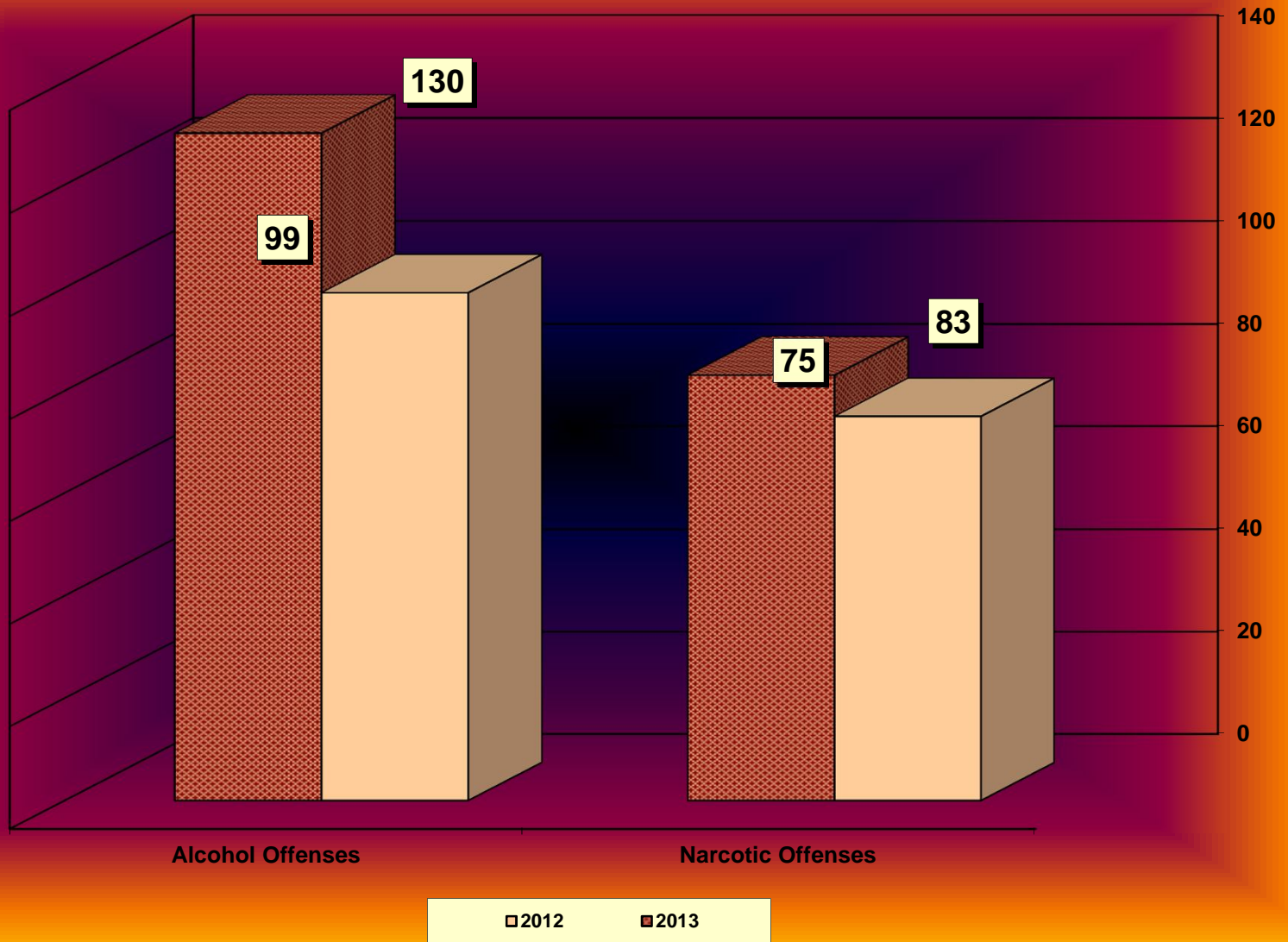
SERVICE & NON-SERVICE REQUESTS 2012 - 2013



TRAFFIC CITATIONS



NARCOTIC / ALCOHOL OFFENSES 2012 - 2013



Department Actions

