

MANTECA POLICE DEPARTMENT
MONTHLY CRIME STATISTICS REPORT
MAY 2013

Part One Crime Offenses	Current Month	This Month Last Year	% Change Month/Month 2013- 2012	2013 Cleared Offenses YTD	2013 Clearance RATE YTD	2013 Offenses YTD	2012 Offenses YTD	% Change YTD/YTD 2013 - 2012	2012 Cleared Offenses YTD	2012 Clearance RATE YTD
Homicide	0	0	N/C	0	N.C.	0	0	N/C	0	N.C.
Rape/Unlawful Interc	0	3	-100.00%	3	60%	5	6	-16.67%	3	50%
Robbery	5	8	-37.50%	8	28%	29	29	N/C	10	34%
Aggravated Assault	11	8	37.50%	17	47%	36	44	-18.18%	17	39%
Commercial Burglary	20	10	100.00%	11	20%	54	66	-18.18%	32	48%
Residential Burglary	21	17	23.53%	17	11%	153	113	35.40%	16	14%
Other Burglary	5	3	66.67%	1	5%	22	13	69.23%	2	15%
Auto Burglary	33	36	-8.33%	12	6%	200	217	-7.83%	12	6%
Grand Theft	10	14	-28.57%	9	12%	73	53	37.74%	9	17%
Vehicle Theft	24	32	-25.00%	17	11%	148	131	12.98%	14	11%
Arson	1	0	N.C.	1	7%	15	10	50.00%	1	10%
All Other Felonies	51	37	37.84%	165	77%	215	197	9.14%	150	76%
Total Felonies	181	168	7.74%	261	27%	950	879	8.08%	266	30%
Total Burglaries	79	66	19.70%	41	10%	429	409	4.89%	62	15%
Misdemeanor Offenses	Current Month	This Month Last Year	% Change Month/Month 2013 - 2012	2013 Cleared Offenses YTD	2013 Clearance RATE YTD	2013 Offenses YTD	2012 Offenses YTD	% Change YTD/YTD 2013 - 2012	2012 Cleared Offenses YTD	2012 Clearance RATE YTD
Misdemeanor Thefts	91	94	-3.19%	210	37%	571	416	37.26%	184	44%
All Other Misdemeanors	196	188	4.26%	676	68%	1001	911	9.88%	654	72%
Total Misdemeanors	287	282	1.77%	886	56%	1572	1327	18.46%	838	63%
Miscellaneous Offenses	Current Month	This Month Last Year	% Change Month/Month 2013 - 2012	2013 Cleared Offenses YTD	2013 Clearance RATE YTD	2013 Offenses YTD	2012 Offenses YTD	% Change YTD/YTD 2013 - 2012	2012 Cleared Offenses YTD	2012 Clearance RATE YTD
Total Narcotic Offenses	31	16	93.75%	138	97%	142	113	25.66%	109	96%
Total Alcohol Offenses	56	37	51.35%	224	97%	231	196	17.86%	184	94%
Total Domestic Violence	24	37	-35.14%	116	96%	121	154	-21.43%	128	83%
Total Fraud/Forgery	34	20	70.00%	24	16%	153	107	42.99%	28	26%
Total Vehicle Abatements	2	0	N.C.	3	75%	4	2	100.00%	2	100%
	147	110	33.64%	505	78%	651	572	13.81%	451	79%
*N.C. - not calculable	*N/C - no change									
Chief										
						0				

MANTECA POLICE DEPARTMENT
MONTHLY CRIME STATISTICS REPORT
MAY 2013

Non-Criminal Reports & Services	Current Month	2013 YTD	2012 YTD	% Change YTD/YTD 2013 - 2012
Non-Criminal Reports	181	797	707	12.73%
Service Requests	2984	14049	13,076	7.44%
Written Reports	649	3319	2921	13.63%
Criminal Complaint Requests	160	901	840	7.26%
Warrants Served	112	483	459	5.23%

Property Value	Current Month	2013 YTD	2012 YTD	% Change YTD/YTD 2013 - 2012
Property Stolen	\$281,589.00	\$1,942,110.00	\$1,774,533.00	9.44%
Property Recovered	\$105,746.00	\$853,579.00	\$528,675.00	61.46%
% Property Value Recovered	37.55%	43.95%	29.79%	47.52%

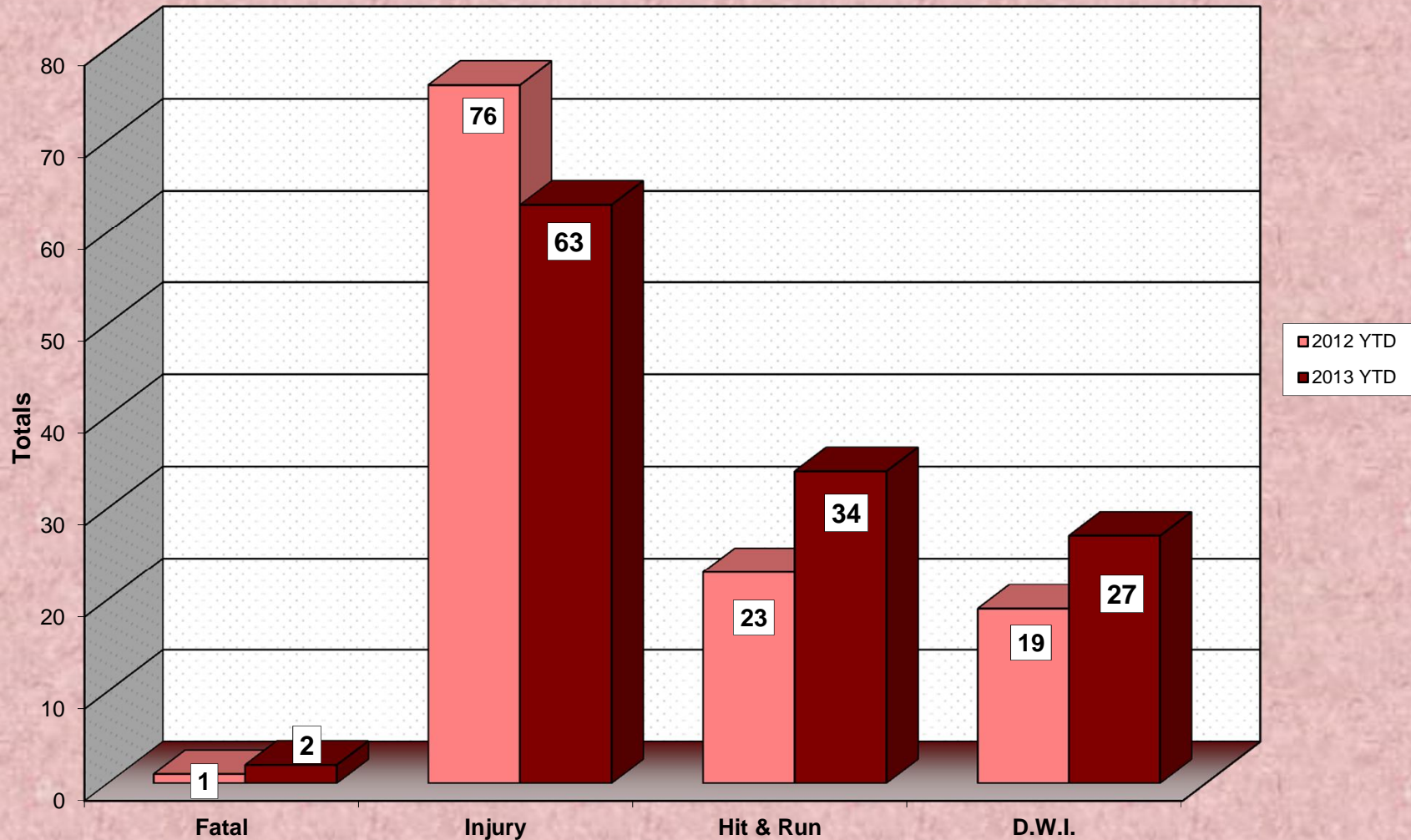
Accidents	Current Month	2013 YTD	2012 YTD	% Change YTD/YTD 2013 - 2012
Total Accidents	73	306	244	25.41%
Property Damage Only	59	241	169	42.60%
Fatal	2	2	1	100.00%
Injury	12	63	76	-17.11%
Hit & Run	6	34	23	47.83%
D.W.I.	10	27	19	42.11%

Arrests	Current Month	2013 YTD	2012 YTD	% Change YTD/YTD 2013 - 2012
Adult Arrests	243	1127	1044	7.95%
Juvenile Arrests	22	93	89	4.49%
Total Arrests	265	1220	1133	7.68%

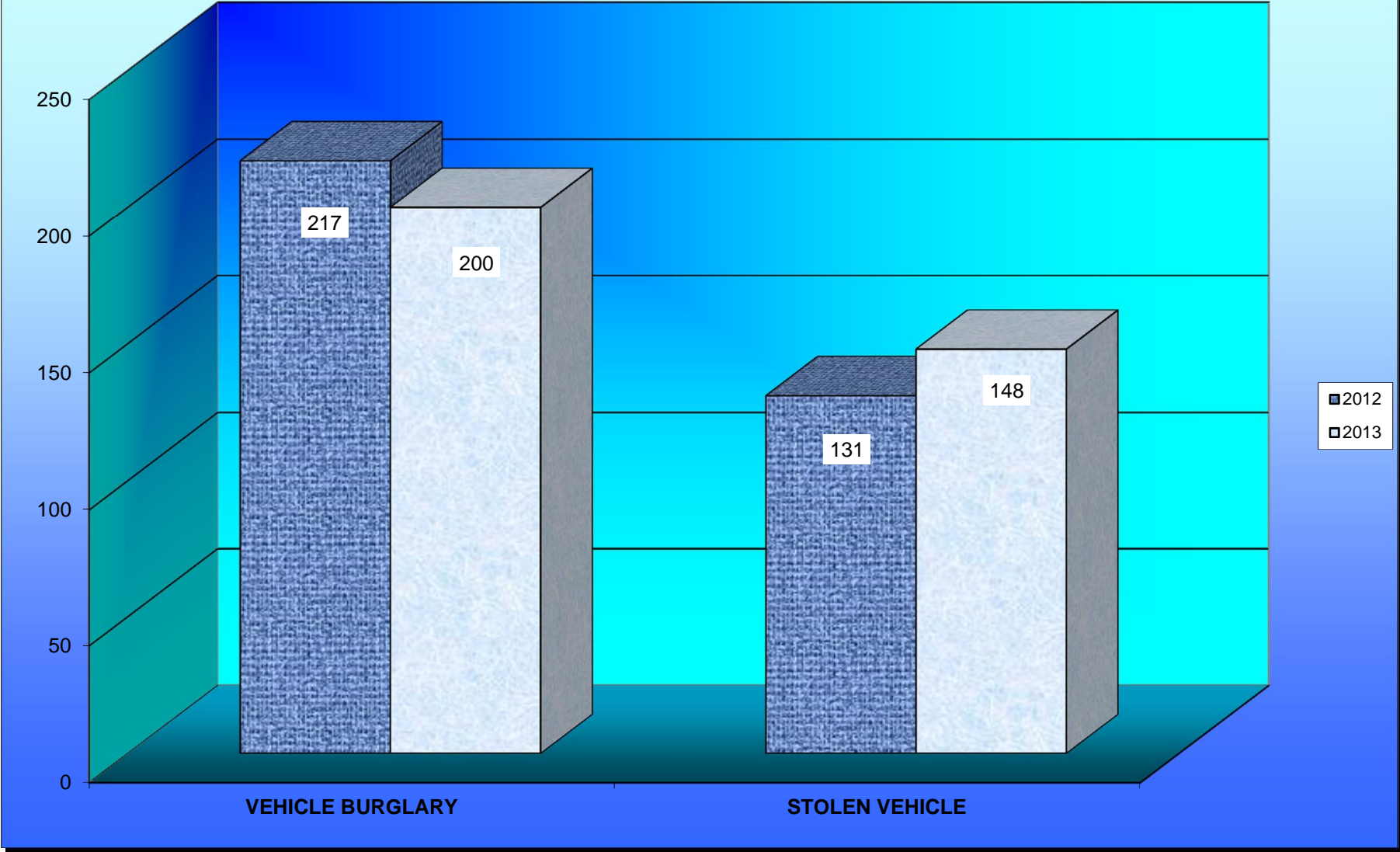
Citations	Current Month	2013 YTD	2012 YTD	% Change YTD/YTD 2013 - 2012
Total Citation Violations	406	2,258	2,264	-0.27%
D.W.I Violations	23	110	79	39.24%
Moving Violations	107	654	763	-14.29%
Non-Moving Violations	54	401	617	-35.01%
Child Restraint Violations	2	9	26	-65.38%
Seat Belt Violations	12	47	193	-75.65%
All Other Violations	202	1,023	742	37.87%
Parking Violations	47	169	148	14.19%

Department Actions	Current Month	2013 YTD	2012 YTD	% Change YTD/YTD 2013 - 2012
Pursuits	0	10	9	11.11%
Use of Force	1	16	4	300.00%

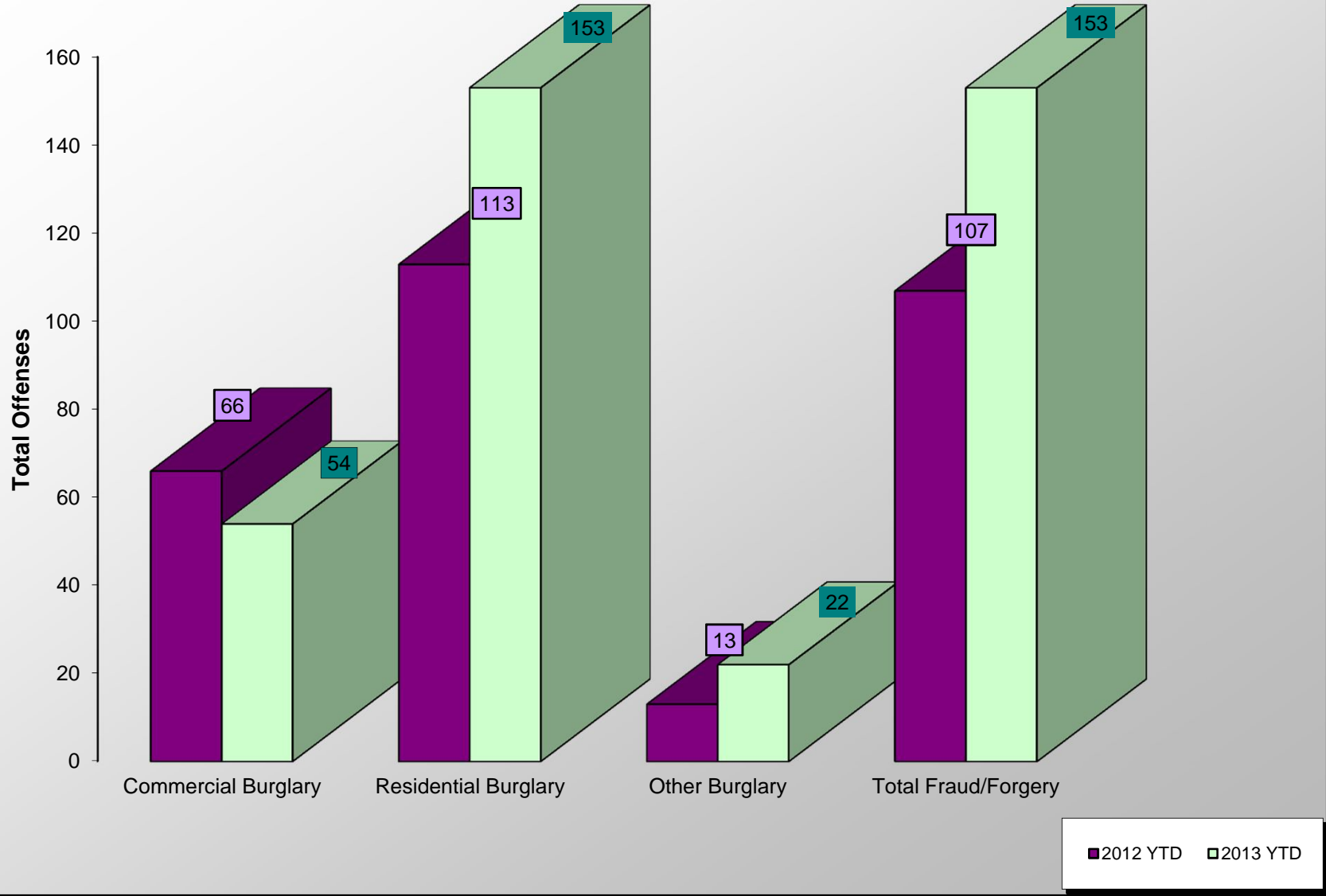
ACCIDENT COMPARISON 2012 - 2013 Year to Date



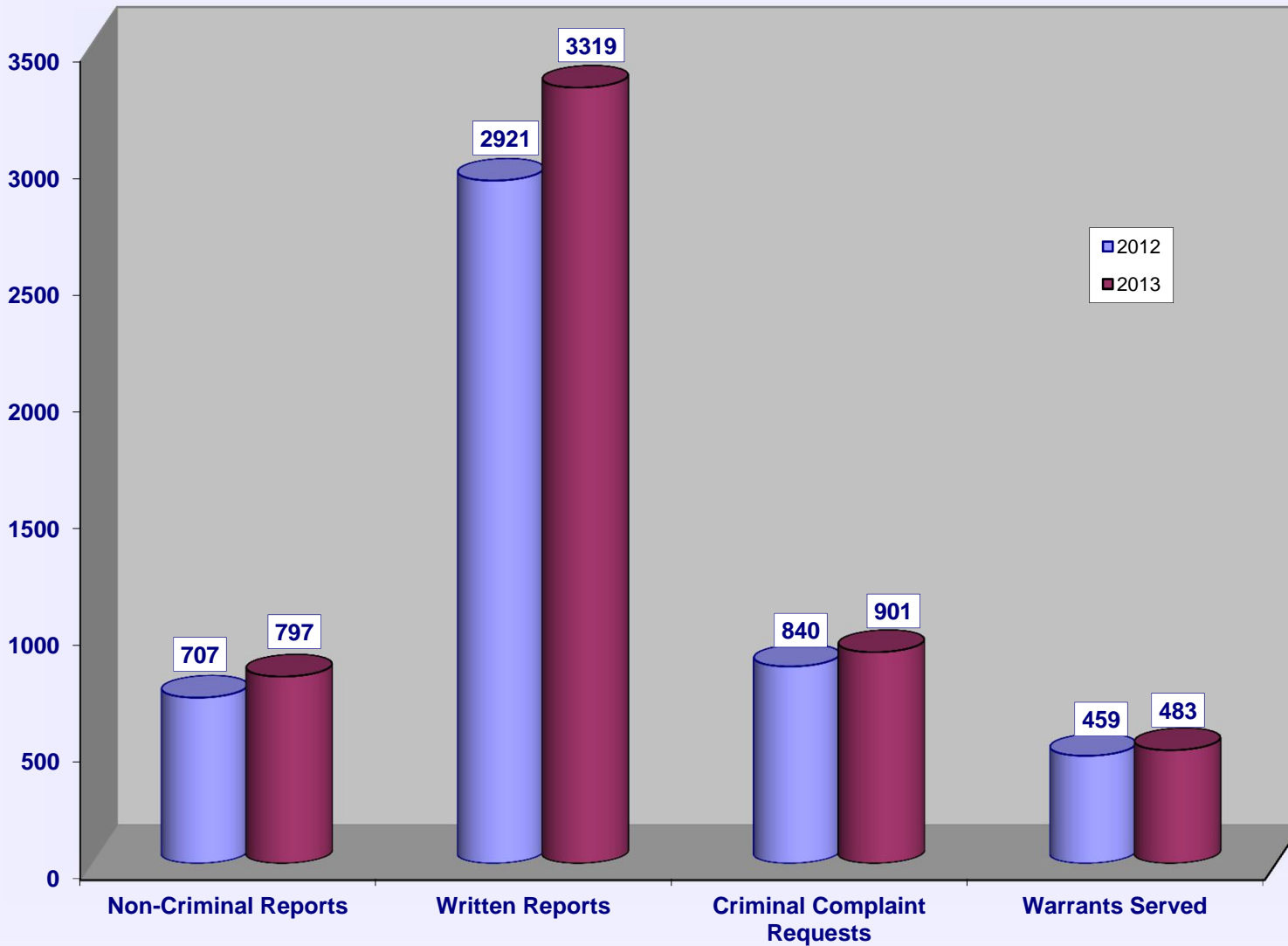
VEHICLE THEFTS



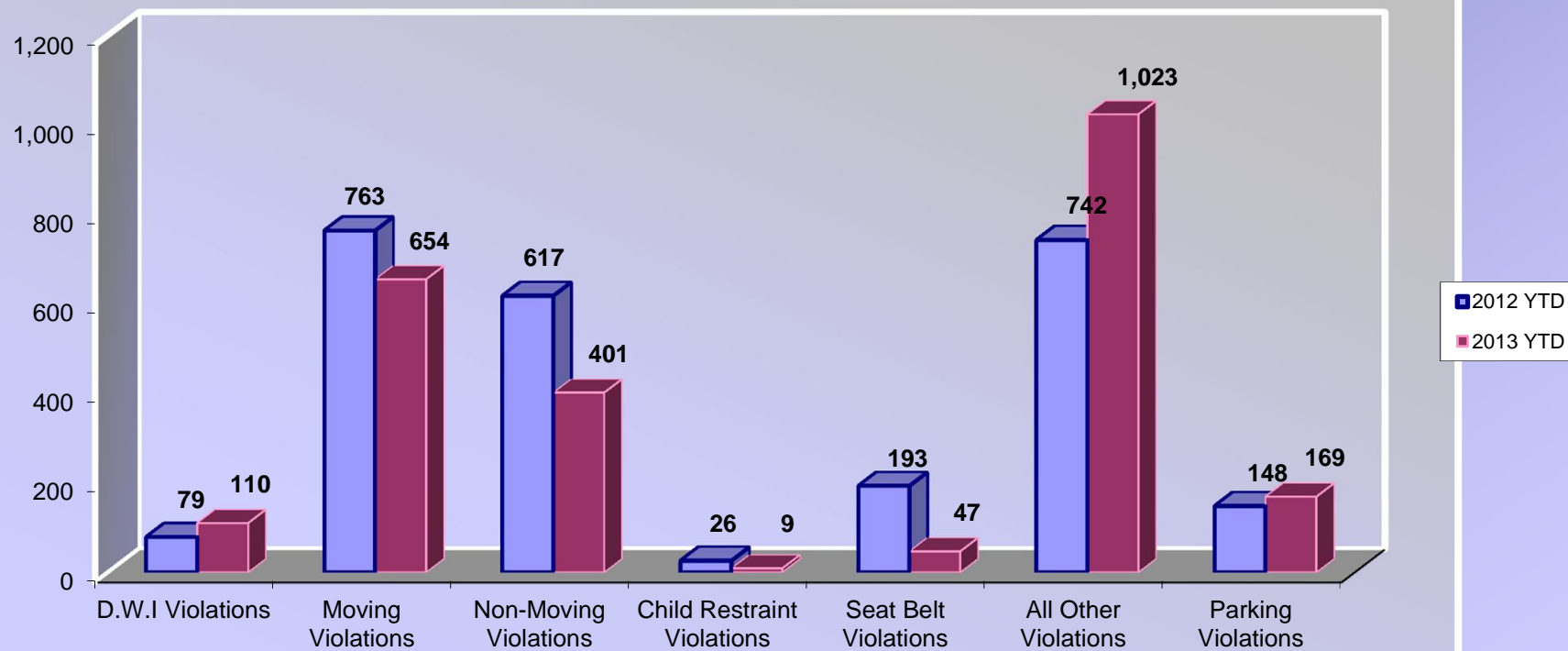
BURGLARIES 2012 - 2013 Year to Date



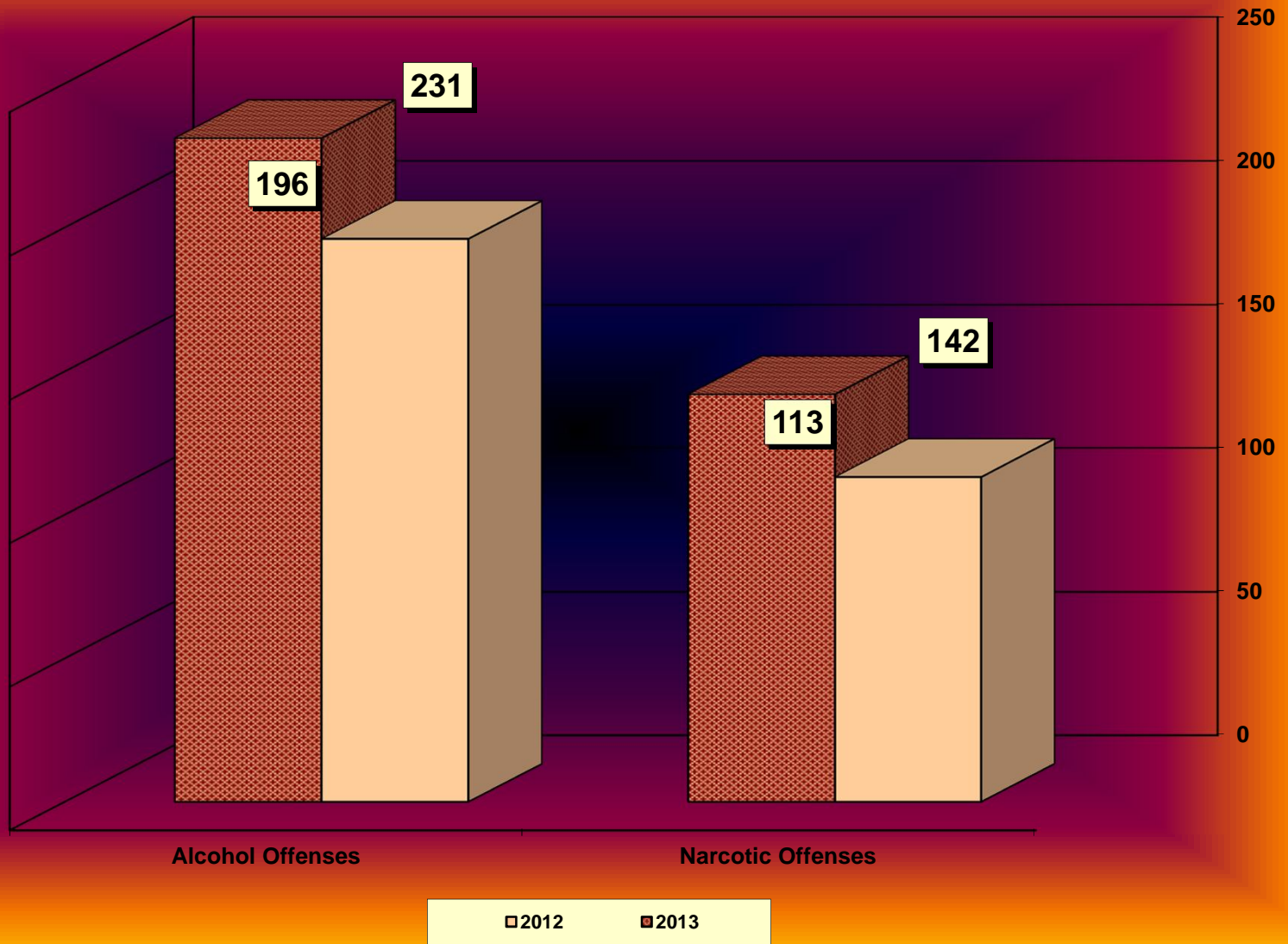
SERVICE & NON-SERVICE REQUESTS 2012 - 2013



TRAFFIC CITATIONS



NARCOTIC / ALCOHOL OFFENSES 2012 - 2013



Department Actions

