

MANTECA POLICE DEPARTMENT
MONTHLY CRIME STATISTICS REPORT
JUNE 2013

Part One Crime Offenses	Current Month	This Month Last Year	% Change Month/Month 2013- 2012	2013 Cleared Offenses YTD	2013 Clearance RATE YTD	2013 Offenses YTD	2012 Offenses YTD	% Change YTD/YTD 2013 - 2012	2012 Cleared Offenses YTD	2012 Clearance RATE YTD
Homicide	0	0	N/C	0	N.C.	0	0	N/C	0	N.C.
Rape/Unlawful Interc	1	4	-75.00%	3	50%	6	10	-40.00%	3	30%
Robbery	7	11	-36.36%	8	22%	36	40	-10.00%	11	28%
Aggravated Assault	9	11	-18.18%	24	53%	45	55	-18.18%	17	31%
Commercial Burglary	9	17	-47.06%	12	19%	63	83	-24.10%	36	43%
Residential Burglary	20	14	42.86%	19	11%	173	127	36.22%	17	13%
Other Burglary	1	4	-75.00%	1	4%	23	17	35.29%	2	12%
Auto Burglary	39	43	-9.30%	13	5%	239	160	49.38%	13	8%
Grand Theft	14	12	16.67%	11	13%	87	65	33.85%	11	17%
Vehicle Theft	30	46	-34.78%	23	13%	178	177	0.56%	15	8%
Arson	1	2	-50.00%	1	6%	16	12	33.33%	1	8%
All Other Felonies	34	41	-17.07%	192	77%	249	238	4.62%	180	76%
Total Felonies	165	205	-19.51%	307	28%	1115	984	13.31%	306	31%
Total Burglaries	69	78	-11.54%	45	9%	498	387	28.68%	68	18%
Misdemeanor Offenses	Current Month	This Month Last Year	% Change Month/Month 2013 - 2012	2013 Cleared Offenses YTD	2013 Clearance RATE YTD	2013 Offenses YTD	2012 Offenses YTD	% Change YTD/YTD 2013 - 2012	2012 Cleared Offenses YTD	2012 Clearance RATE YTD
Misdemeanor Thefts	73	110	-33.64%	230	36%	644	526	22.43%	235	45%
All Other Misdemeanors	209	148	41.22%	803	66%	1210	1059	14.26%	760	72%
Total Misdemeanors	282	258	9.30%	1033	56%	1854	1585	16.97%	995	63%
Miscellaneous Offenses	Current Month	This Month Last Year	% Change Month/Month 2013 - 2012	2013 Cleared Offenses YTD	2013 Clearance RATE YTD	2013 Offenses YTD	2012 Offenses YTD	% Change YTD/YTD 2013 - 2012	2012 Cleared Offenses YTD	2012 Clearance RATE YTD
Total Narcotic Offenses	21	27	-22.22%	161	99%	163	140	16.43%	145	104%
Total Alcohol Offenses	49	35	40.00%	273	98%	280	231	21.21%	218	94%
Total Domestic Violence	36	26	38.46%	137	87%	157	180	-12.78%	141	78%
Total Fraud/Forgery	31	22	40.91%	24	13%	184	129	42.64%	34	26%
Total Vehicle Abatements	1	0	N.C.	4	80%	5	2	150.00%	2	100%
	138	110	25.45%	599	76%	789	682	15.69%	540	79%
*N.C. - not calculable	*N/C - no change									
Chief _____										
						0				

MANTECA POLICE DEPARTMENT
MONTHLY CRIME STATISTICS REPORT
JUNE 2013

Non-Criminal Reports & Services	Current Month	2013 YTD	2012 YTD	% Change YTD/YTD 2013 - 2012
Non-Criminal Reports	155	952	847	12.40%
Service Requests	3012	17061	16239	5.06%
Written Reports	603	3922	3524	11.29%
Criminal Complaint Requests	177	1078	1025	5.17%
Warrants Served	119	602	563	6.93%

Property Value	Current Month	2013 YTD	2012 YTD	% Change YTD/YTD 2013 - 2012
Property Stolen	\$407,575.00	\$2,349,685.00	\$2,216,206.00	6.02%
Property Recovered	\$176,293.00	\$1,029,872.00	\$664,333.00	55.02%
% Property Value Recovered	43.25%	43.83%	29.98%	46.22%

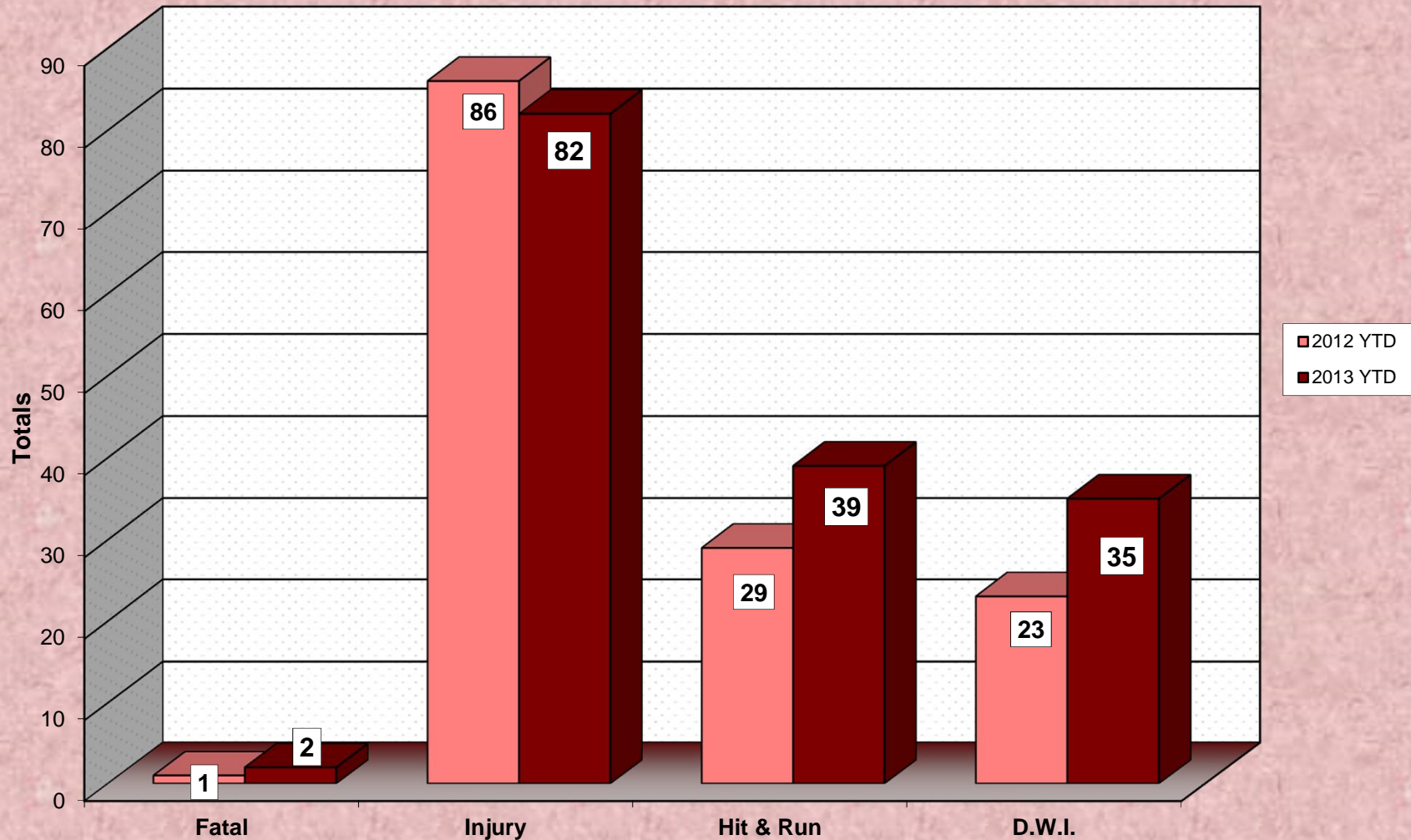
Accidents	Current Month	2013 YTD	2012 YTD	% Change YTD/YTD 2013 - 2012
Total Accidents	68	374	301	24.25%
Property Damage Only	49	290	216	34.26%
Fatal	0	2	1	100.00%
Injury	19	82	86	-4.65%
Hit & Run	5	39	29	34.48%
D.W.I.	8	35	23	52.17%

Arrests	Current Month	2013 YTD	2012 YTD	% Change YTD/YTD 2013 - 2012
Adult Arrests	238	1365	1279	6.72%
Juvenile Arrests	8	101	103	-1.94%
Total Arrests	246	1466	1382	6.08%

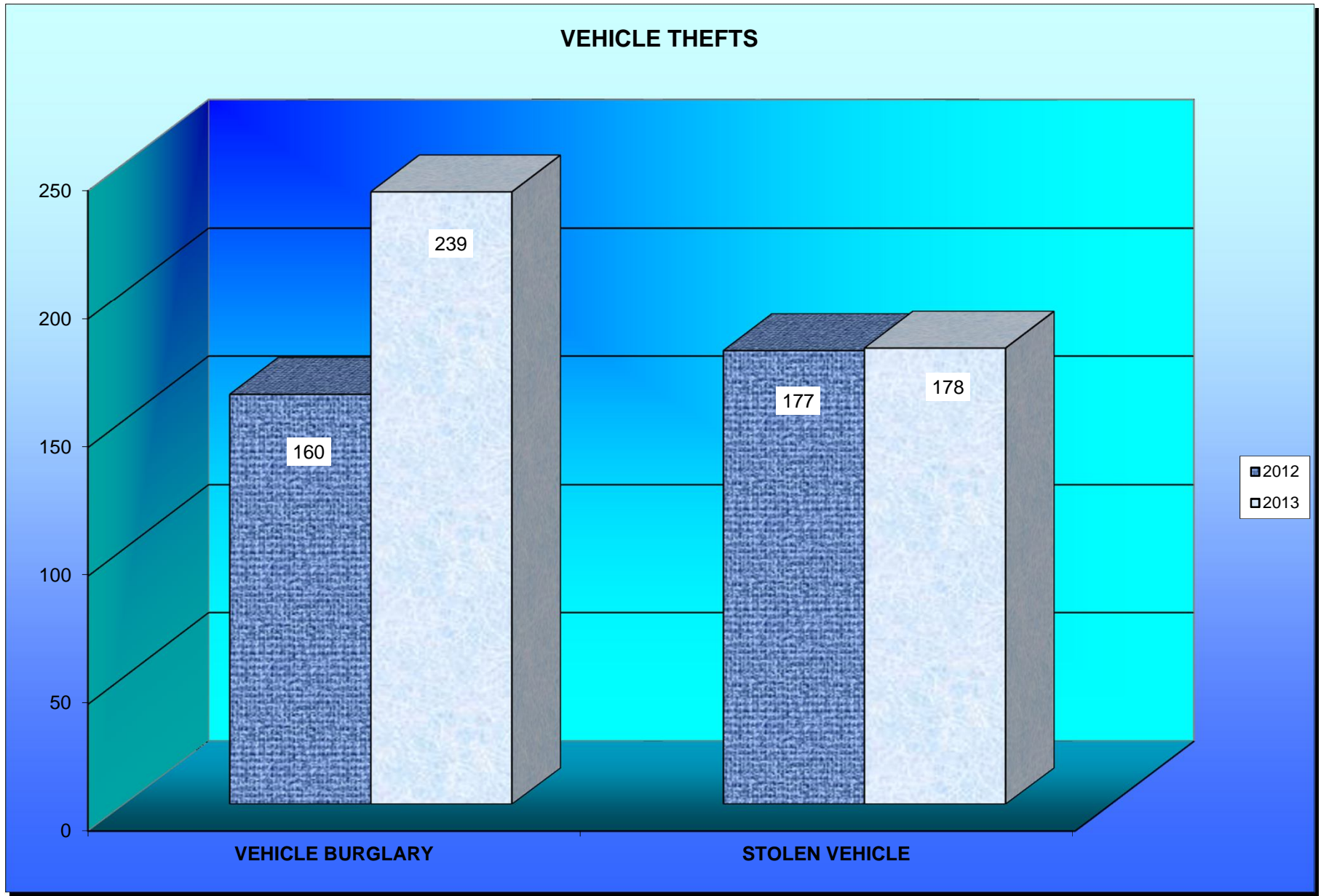
Citations	Current Month	2013 YTD	2012 YTD	% Change YTD/YTD 2013 - 2012
Total Citation Violations	358	2,616	2,708	-3.40%
D.W.I Violations	20	130	97	34.02%
Moving Violations	105	759	880	-13.75%
Non-Moving Violations	57	458	721	-36.48%
Child Restraint Violations	3	12	29	-58.62%
Seat Belt Violations	5	52	258	-79.84%
All Other Violations	158	1,181	934	26.45%
Parking Violations	46	215	169	27.22%

Department Actions	Current Month	2013 YTD	2012 YTD	% Change YTD/YTD 2013 - 2012
Pursuits	0	10	10	N/C
Use of Force	3	19	7	171.43%

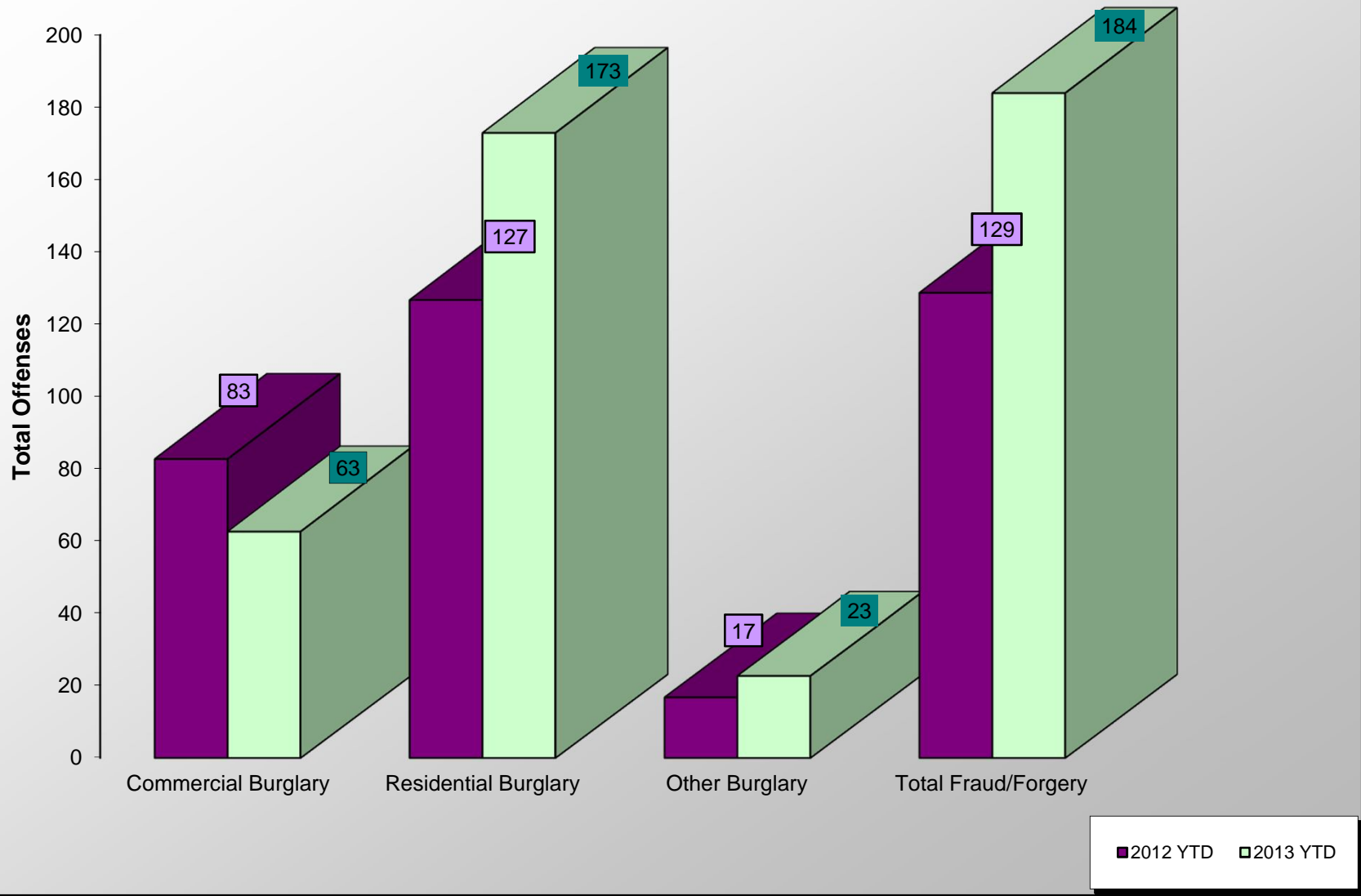
ACCIDENT COMPARISON 2012 - 2013 Year to Date



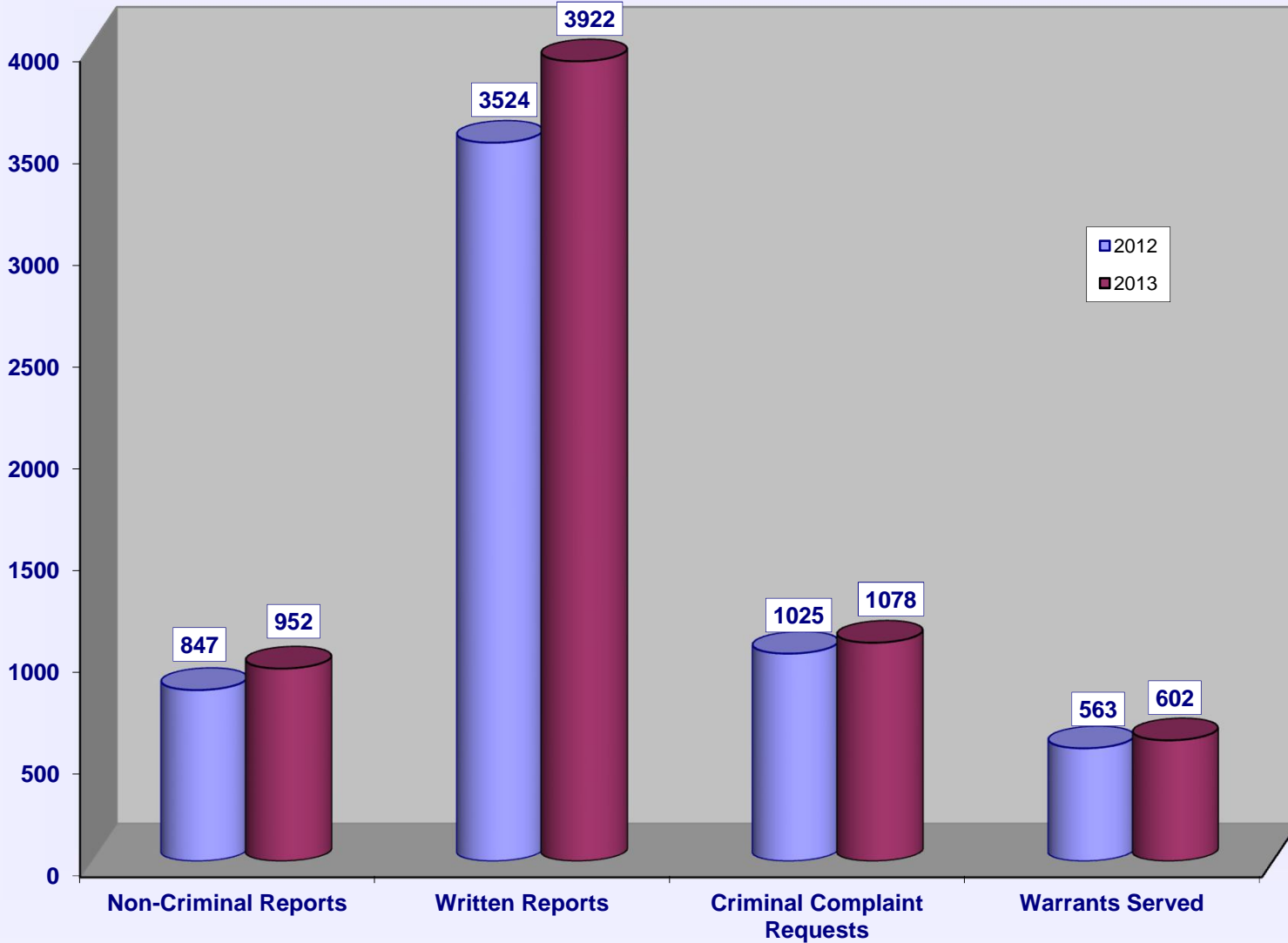
VEHICLE THEFTS



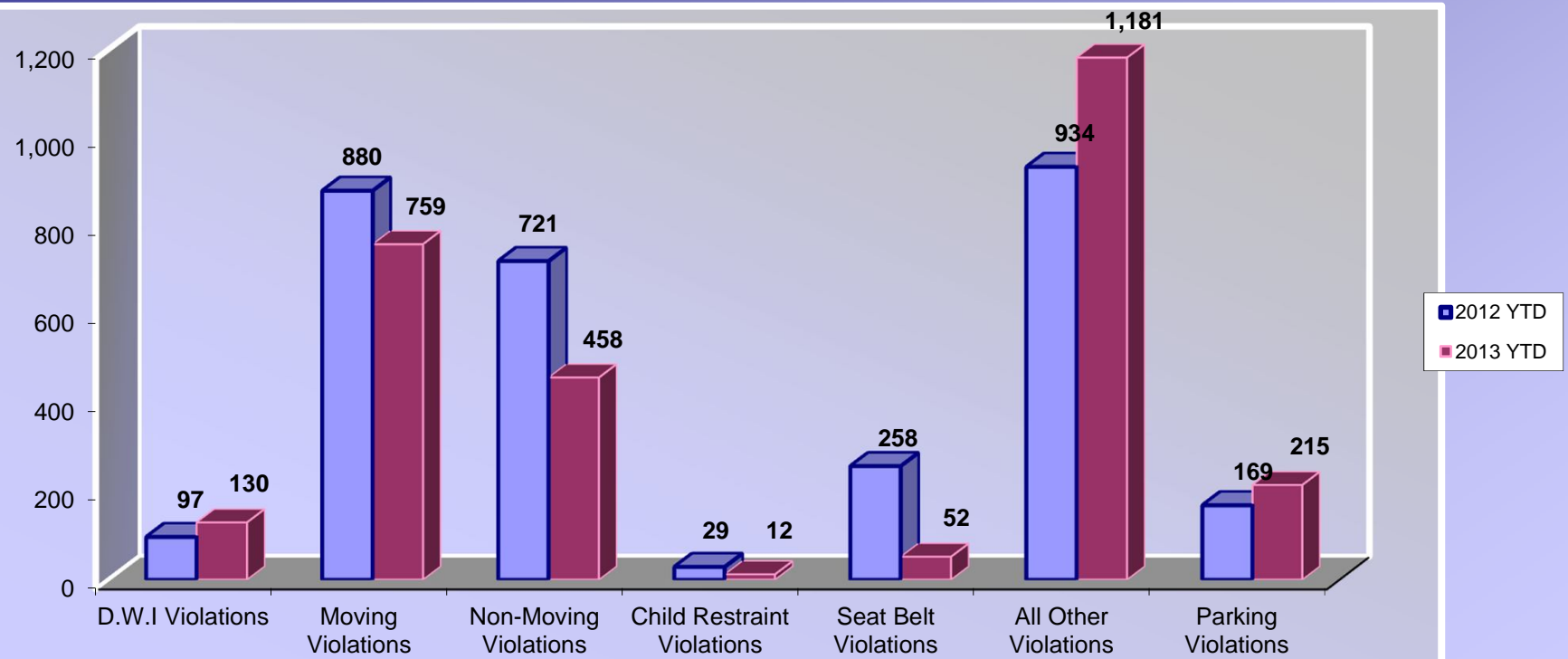
BURGLARIES 2012 - 2013 Year to Date



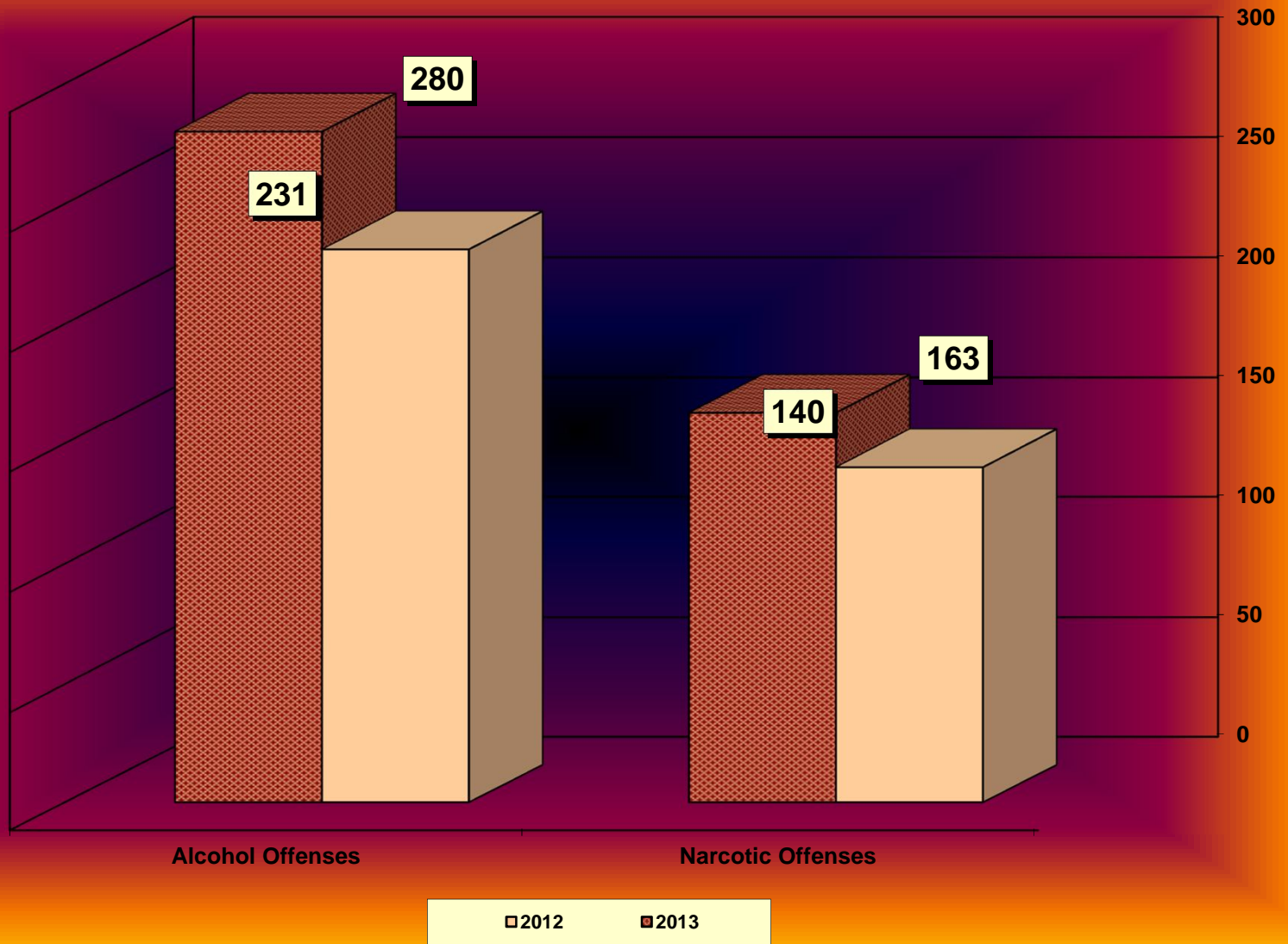
SERVICE & NON-SERVICE REQUESTS 2012 - 2013



TRAFFIC CITATIONS



NARCOTIC / ALCOHOL OFFENSES 2012 - 2013



Department Actions

