

MANTECA POLICE DEPARTMENT
MONTHLY CRIME STATISTICS REPORT
JULY 2013

Part One Crime Offenses	Current Month	This Month Last Year	% Change Month/Month 2013- 2012	2013 Cleared Offenses YTD	2013 Clearance RATE YTD	2013 Offenses YTD	2012 Offenses YTD	% Change YTD/YTD 2013 - 2012	2012 Cleared Offenses YTD	2012 Clearance RATE YTD
Homicide	0	0	N/C	0	N.C.	0	0	N/C	0	N.C.
Rape/Unlawful Interc	0	1	-100.00%	3	50%	6	11	-45.45%	4	36%
Robbery	4	5	-20.00%	11	28%	40	45	-11.11%	12	27%
Aggravated Assault	9	8	12.50%	28	52%	54	63	-14.29%	22	35%
Commercial Burglary	12	15	-20.00%	14	19%	75	98	-23.47%	36	37%
Residential Burglary	25	24	4.17%	22	11%	198	151	31.13%	18	12%
Other Burglary	3	3	N/C	1	4%	26	20	30.00%	2	10%
Auto Burglary	25	52	-51.92%	13	5%	264	312	-15.38%	14	4%
Grand Theft	18	12	50.00%	12	11%	105	77	36.36%	12	16%
Vehicle Theft	15	51	-70.59%	23	12%	193	228	-15.35%	16	7%
Arson	1	2	-50.00%	1	6%	17	14	21.43%	1	7%
All Other Felonies	32	52	-38.46%	213	76%	281	463	-39.31%	220	48%
Total Felonies	144	225	-36.00%	341	27%	1259	1482	-15.05%	357	24%
Total Burglaries	65	94	-30.85%	50	9%	563	581	-3.10%	70	12%
Misdemeanor Offenses	Current Month	This Month Last Year	% Change Month/Month 2013 - 2012	2013 Cleared Offenses YTD	2013 Clearance RATE YTD	2013 Offenses YTD	2012 Offenses YTD	% Change YTD/YTD 2013 - 2012	2012 Cleared Offenses YTD	2012 Clearance RATE YTD
Misdemeanor Thefts	106	105	0.95%	262	35%	750	631	18.86%	272	43%
All Other Misdemeanors	203	192	5.73%	924	65%	1413	1251	12.95%	910	73%
Total Misdemeanors	309	297	4.04%	1186	55%	2163	1882	14.93%	1182	63%
Miscellaneous Offenses	Current Month	This Month Last Year	% Change Month/Month 2013 - 2012	2013 Cleared Offenses YTD	2013 Clearance RATE YTD	2013 Offenses YTD	2012 Offenses YTD	% Change YTD/YTD 2013 - 2012	2012 Cleared Offenses YTD	2012 Clearance RATE YTD
Total Narcotic Offenses	18	20	-10.00%	179	99%	181	160	13.13%	165	103%
Total Alcohol Offenses	34	55	-38.18%	307	98%	314	286	9.79%	274	96%
Total Domestic Violence	34	35	-2.86%	165	86%	191	215	-11.16%	174	81%
Total Fraud/Forgery	53	41	29.27%	27	11%	237	170	39.41%	43	25%
Total Vehicle Abatements	2	0	N.C.	6	86%	7	2	250.00%	2	100%
	141	151	-6.62%	684	74%	930	833	11.64%	658	79%
*N.C. - not calculable	*N/C - no change									
Chief _____										
						0				

MANTECA POLICE DEPARTMENT
MONTHLY CRIME STATISTICS REPORT
JULY 2013

Non-Criminal Reports & Services	Current Month	2013 YTD	2012 YTD	% Change YTD/YTD 2013 - 2012
Non-Criminal Reports	149	1101	990	11.21%
Service Requests	2938	19999	19275	3.76%
Written Reports	602	4524	4189	8.00%
Criminal Complaint Requests	149	1227	1218	0.74%
Warrants Served	99	701	662	5.89%

Property Value	Current Month	2013 YTD	2012 YTD	% Change YTD/YTD 2013 - 2012
Property Stolen	\$338,945.00	\$2,688,630.00	\$2,677,558.00	0.41%
Property Recovered	\$138,561.00	\$1,168,433.00	\$828,682.00	41.00%
% Property Value Recovered	40.88%	43.46%	30.95%	40.42%

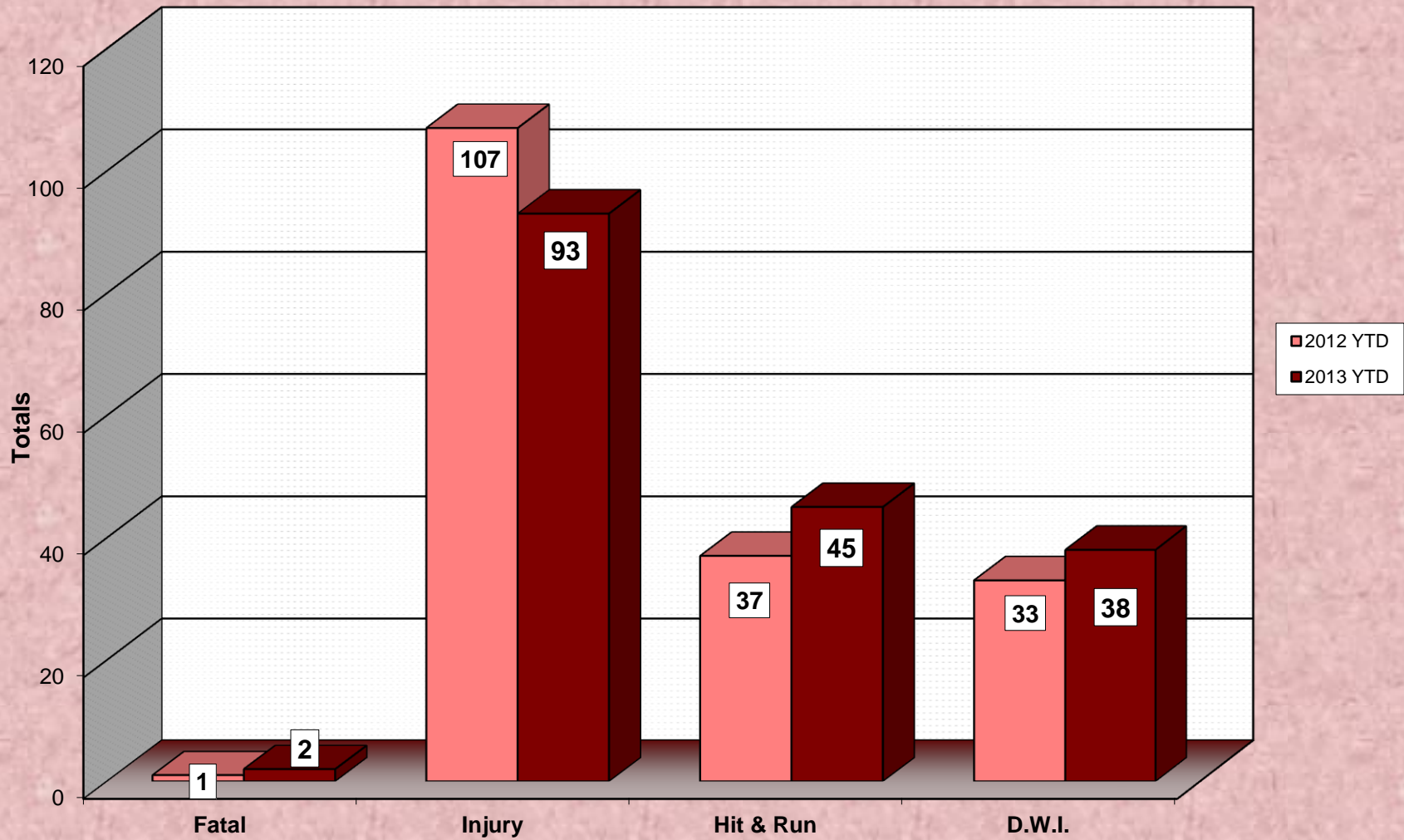
Accidents	Current Month	2013 YTD	2012 YTD	% Change YTD/YTD 2013 - 2012
Total Accidents	63	437	364	20.05%
Property Damage Only	52	342	258	32.56%
Fatal	0	2	1	100.00%
Injury	11	93	107	-13.08%
Hit & Run	6	45	37	21.62%
D.W.I.	3	38	33	15.15%

Arrests	Current Month	2013 YTD	2012 YTD	% Change YTD/YTD 2013 - 2012
Adult Arrests	221	1586	1511	4.96%
Juvenile Arrests	11	112	113	-0.88%
Total Arrests	232	1698	1624	4.56%

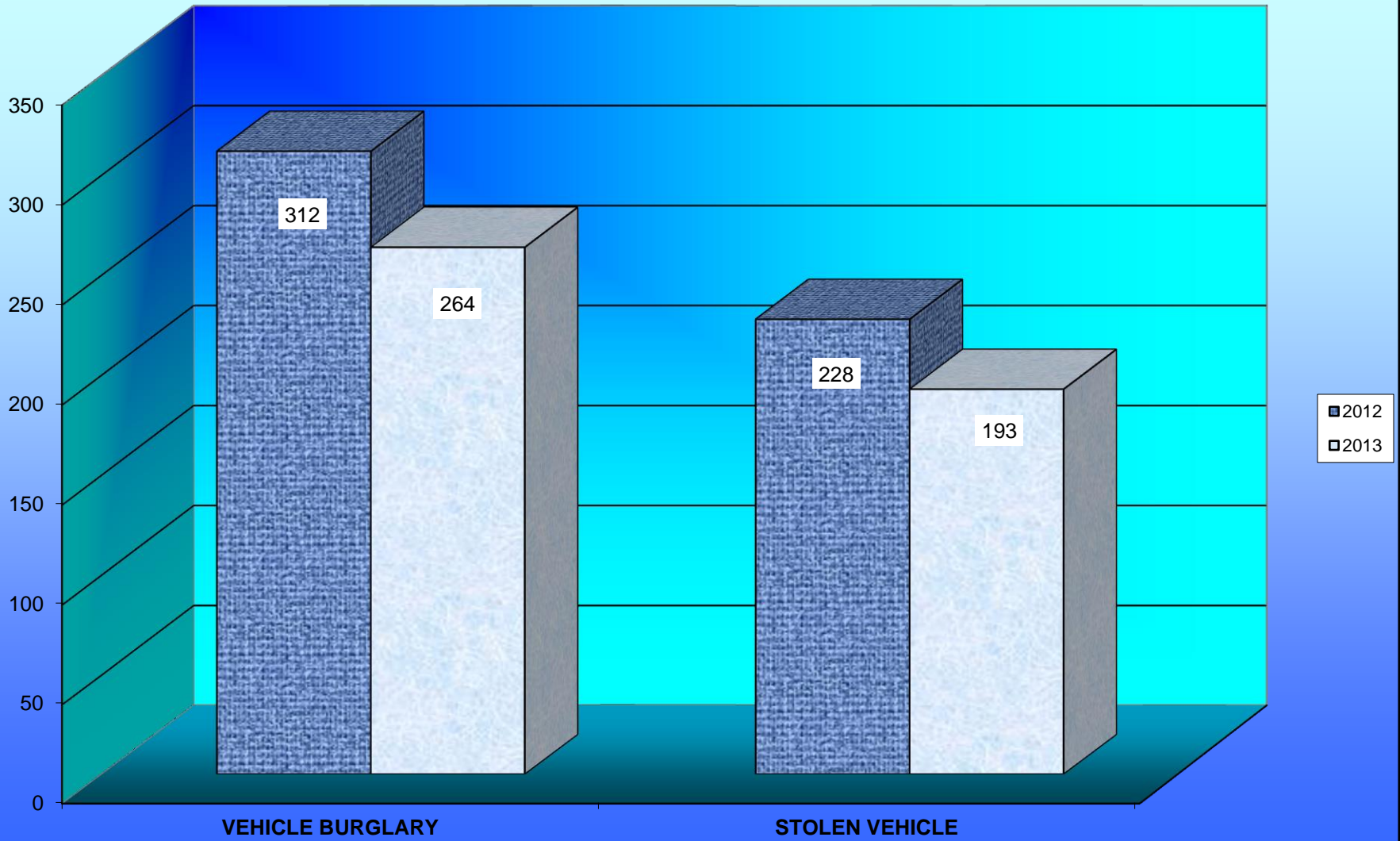
Citations	Current Month	2013 YTD	2012 YTD	% Change YTD/YTD 2013 - 2012
Total Citation Violations	330	2,946	3,124	-5.70%
D.W.I Violations	17	147	131	12.21%
Moving Violations	129	888	975	-8.92%
Non-Moving Violations	51	509	795	-35.97%
Child Restraint Violations	0	12	31	-61.29%
Seat Belt Violations	7	59	275	-78.55%
All Other Violations	118	1,299	1,108	17.24%
Parking Violations	53	268	213	25.82%

Department Actions	Current Month	2013 YTD	2012 YTD	% Change YTD/YTD 2013 - 2012
Pursuits	1	11	12	-8.33%
Use of Force	2	21	9	133.33%

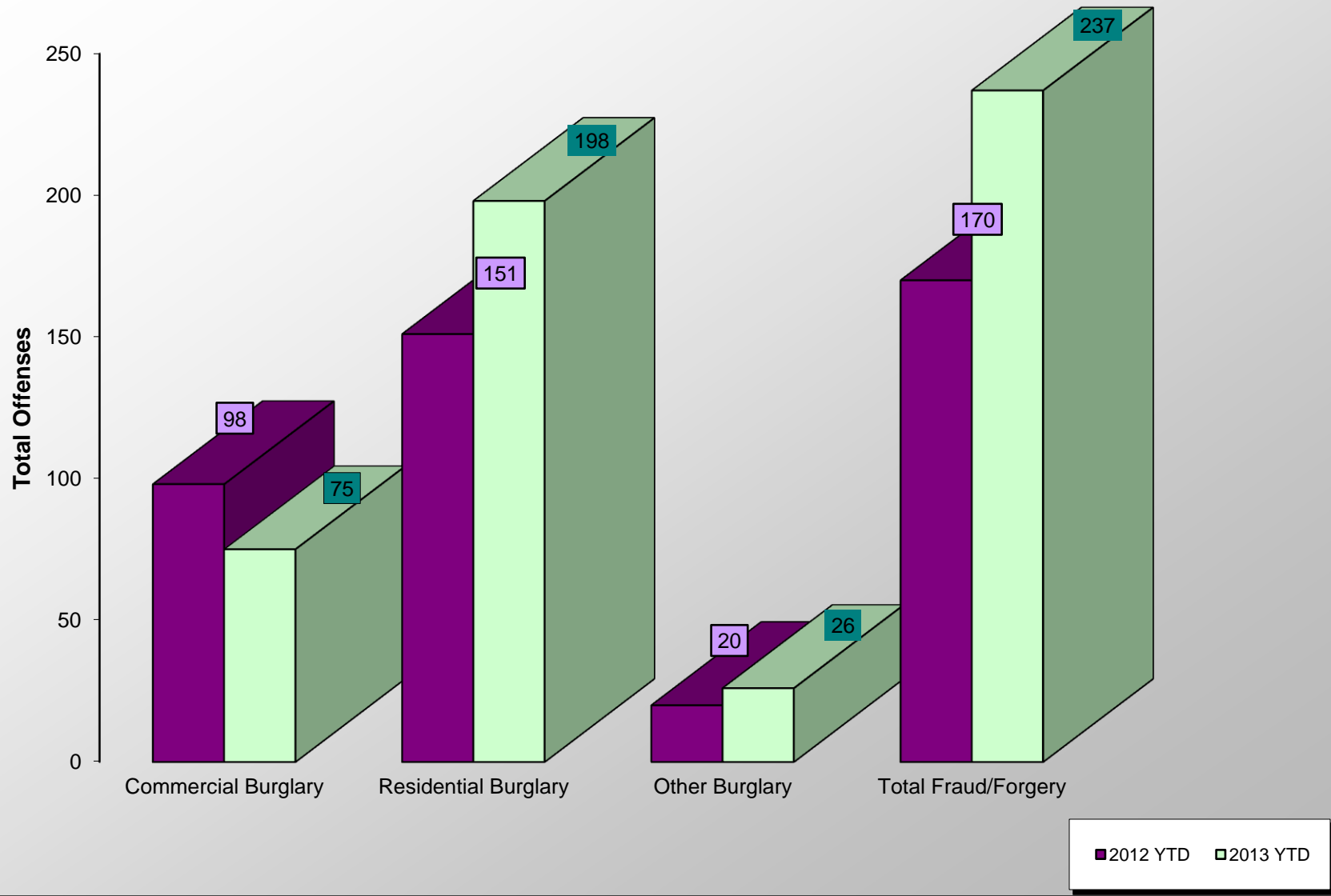
ACCIDENT COMPARISON 2012 - 2013 Year to Date



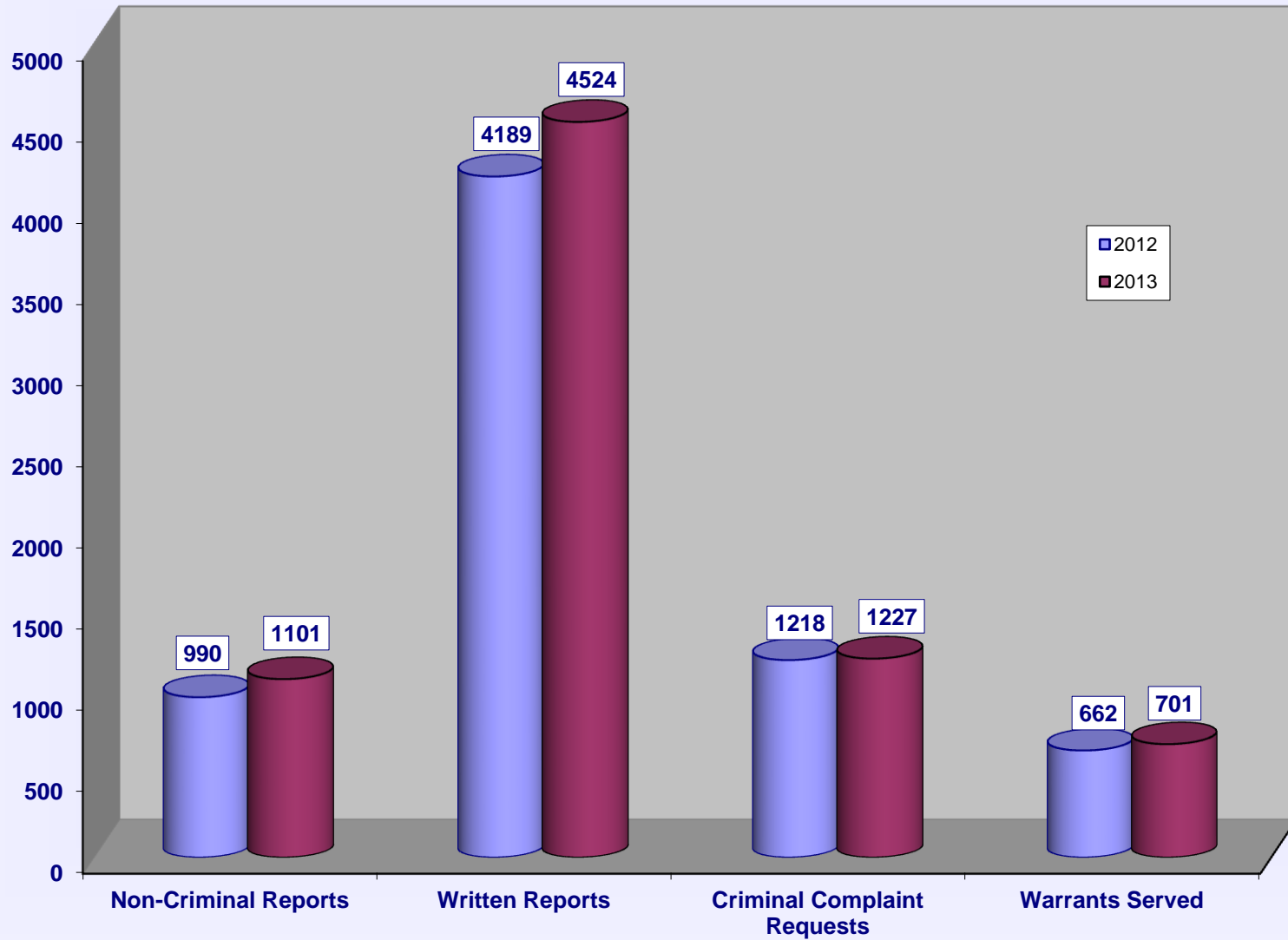
VEHICLE THEFTS



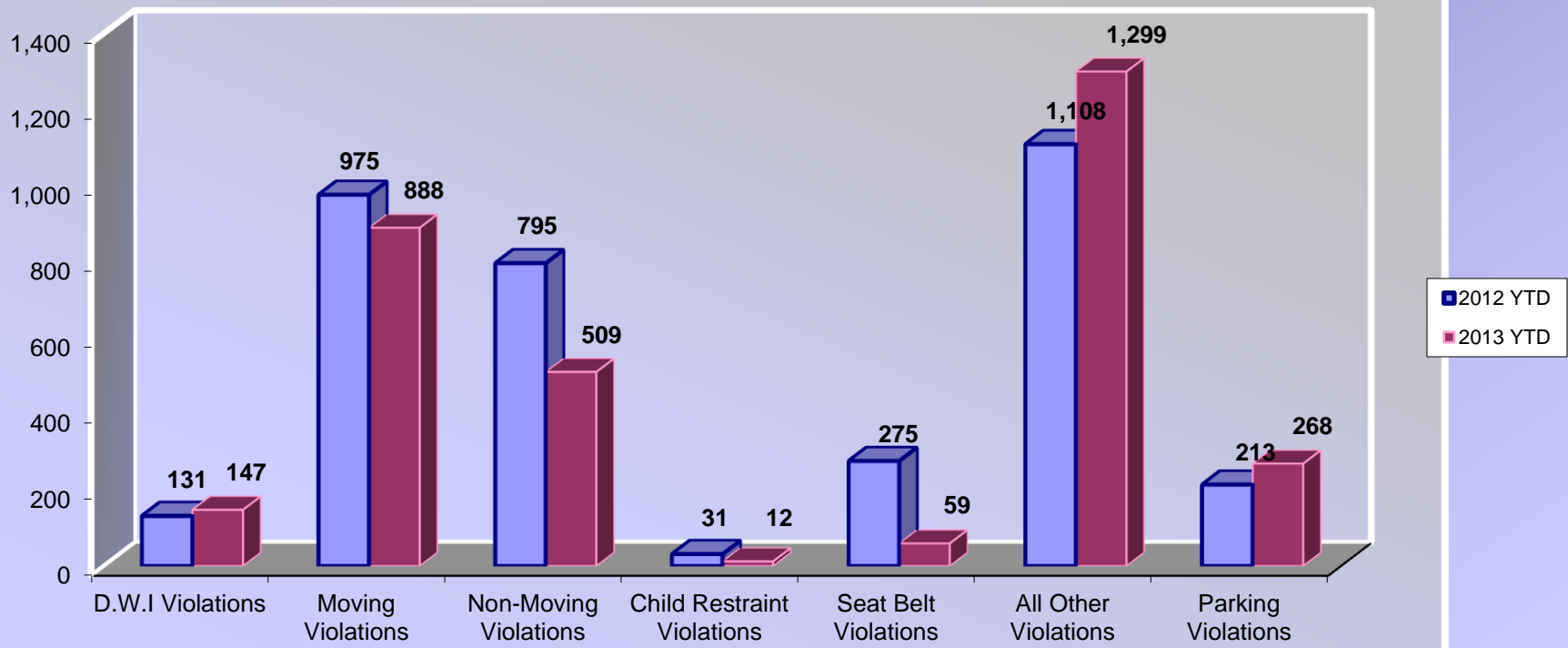
BURGLARIES 2012 - 2013 Year to Date



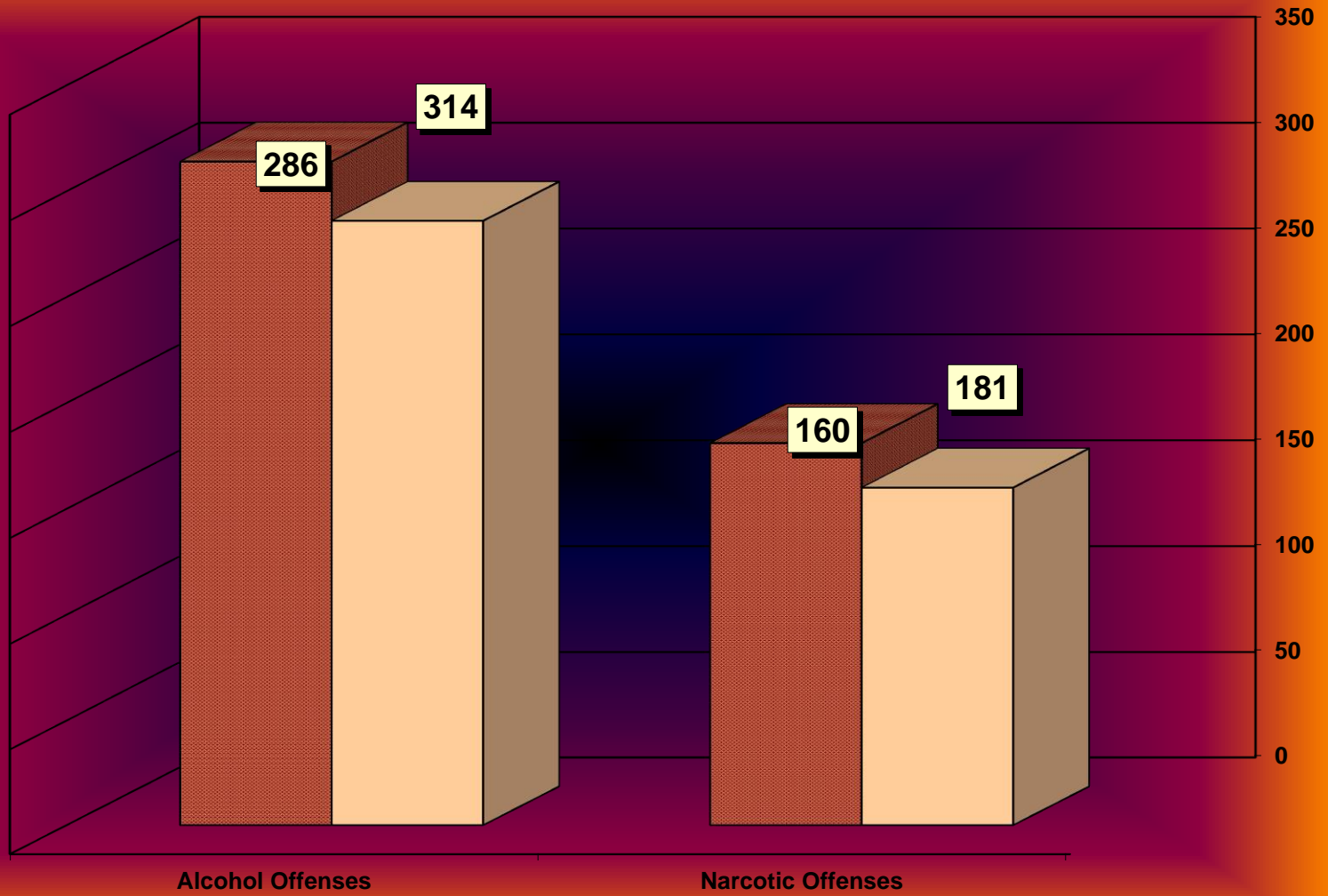
SERVICE & NON-SERVICE REQUESTS 2012 - 2013



TRAFFIC CITATIONS



NARCOTIC / ALCOHOL OFFENSES 2012 - 2013



□ 2012 ■ 2013

Department Actions

