

MANTECA POLICE DEPARTMENT
MONTHLY CRIME STATISTICS REPORT
AUGUST 2013

Part One Crime Offenses	Current Month	This Month Last Year	% Change Month/Month 2013- 2012	2013 Cleared Offenses YTD	2013 Clearance RATE YTD	2013 Offenses YTD	2012 Offenses YTD	% Change YTD/YTD 2013 - 2012	2012 Cleared Offenses YTD	2012 Clearance RATE YTD
Homicide	0	0	N/C	0	N.C.	0	0	N/C	0	N.C.
Rape/Unlawful Interc	2	2	N/C	3	38%	8	13	-38.46%	5	38%
Robbery	8	8	N/C	16	33%	48	53	-9.43%	12	23%
Aggravated Assault	7	7	N/C	32	52%	61	70	-12.86%	25	36%
Commercial Burglary	10	13	-23.08%	15	18%	85	111	-23.42%	39	35%
Residential Burglary	18	13	38.46%	22	10%	216	164	31.71%	19	12%
Other Burglary	3	5	-40.00%	1	3%	29	25	16.00%	2	8%
Auto Burglary	40	39	2.56%	15	5%	304	351	-13.39%	14	4%
Grand Theft	17	13	30.77%	15	12%	122	90	35.56%	13	14%
Vehicle Theft	22	30	-26.67%	25	12%	215	258	-16.67%	19	7%
Arson	1	0	N.C.	1	6%	18	14	28.57%	1	7%
All Other Felonies	41	60	-31.67%	236	73%	322	350	-8.00%	270	77%
Total Felonies	169	190	-11.05%	381	27%	1428	1499	-4.74%	419	28%
Total Burglaries	71	70	1.43%	53	8%	634	651	-2.61%	74	11%
Misdemeanor Offenses	Current Month	This Month Last Year	% Change Month/Month 2013 - 2012	2013 Cleared Offenses YTD	2013 Clearance RATE YTD	2013 Offenses YTD	2012 Offenses YTD	% Change YTD/YTD 2013 - 2012	2012 Cleared Offenses YTD	2012 Clearance RATE YTD
Misdemeanor Thefts	107	107	N/C	299	35%	857	738	16.12%	296	40%
All Other Misdemeanors	208	209	-0.48%	1077	66%	1621	1460	11.03%	1055	72%
Total Misdemeanors	315	316	-0.32%	1376	56%	2478	2198	12.74%	1351	61%
Miscellaneous Offenses	Current Month	This Month Last Year	% Change Month/Month 2013 - 2012	2013 Cleared Offenses YTD	2013 Clearance RATE YTD	2013 Offenses YTD	2012 Offenses YTD	% Change YTD/YTD 2013 - 2012	2012 Cleared Offenses YTD	2012 Clearance RATE YTD
Total Narcotic Offenses	19	38	-50.00%	196	98%	200	198	1.01%	204	103%
Total Alcohol Offenses	28	39	-28.21%	335	98%	342	325	5.23%	313	96%
Total Domestic Violence	27	32	-15.63%	198	91%	218	247	-11.74%	211	85%
Total Fraud/Forgery	52	37	40.54%	36	12%	289	207	39.61%	49	24%
Total Vehicle Abatements	4	1	300.00%	8	73%	11	3	266.67%	2	67%
	130	147	-11.56%	773	73%	1060	980	8.16%	779	79%
*N.C. - not calculable	*N/C - no change									
Chief _____										
						0				

MANTECA POLICE DEPARTMENT
MONTHLY CRIME STATISTICS REPORT
AUGUST 2013

Non-Criminal Reports & Services	Current Month	2013 YTD	2012 YTD	% Change YTD/YTD 2013 - 2012
Non-Criminal Reports	154	1255	1146	9.51%
Service Requests	3235	23234	22342	3.99%
Written Reports	638	5162	4851	6.41%
Criminal Complaint Requests	180	1407	1405	0.14%
Warrants Served	145	846	787	7.50%

Property Value	Current Month	2013 YTD	2012 YTD	% Change YTD/YTD 2013 - 2012
Property Stolen	\$411,477.00	\$3,100,107.00	\$2,991,585.00	3.63%
Property Recovered	\$184,898.00	\$1,353,331.00	\$960,183.00	40.95%
% Property Value Recovered	44.94%	43.65%	32.10%	36.01%

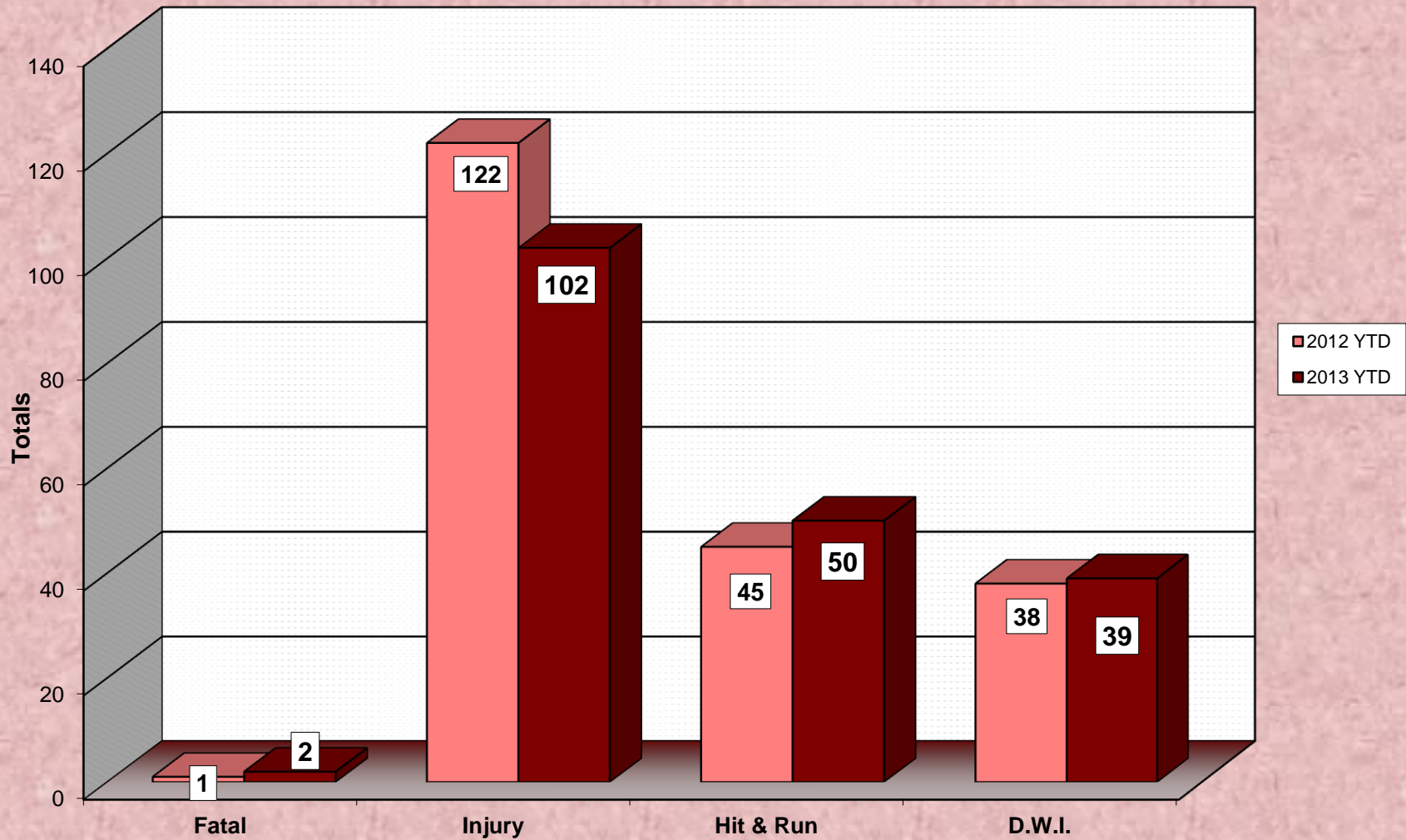
Accidents	Current Month	2013 YTD	2012 YTD	% Change YTD/YTD 2013 - 2012
Total Accidents	58	495	421	17.58%
Property Damage Only	49	391	300	30.33%
Fatal	0	2	1	100.00%
Injury	9	102	122	-16.39%
Hit & Run	5	50	45	11.11%
D.W.I.	1	39	38	2.63%

Arrests	Current Month	2013 YTD	2012 YTD	% Change YTD/YTD 2013 - 2012
Adult Arrests	250	1836	1742	5.40%
Juvenile Arrests	12	124	133	-6.77%
Total Arrests	262	1960	1875	4.53%

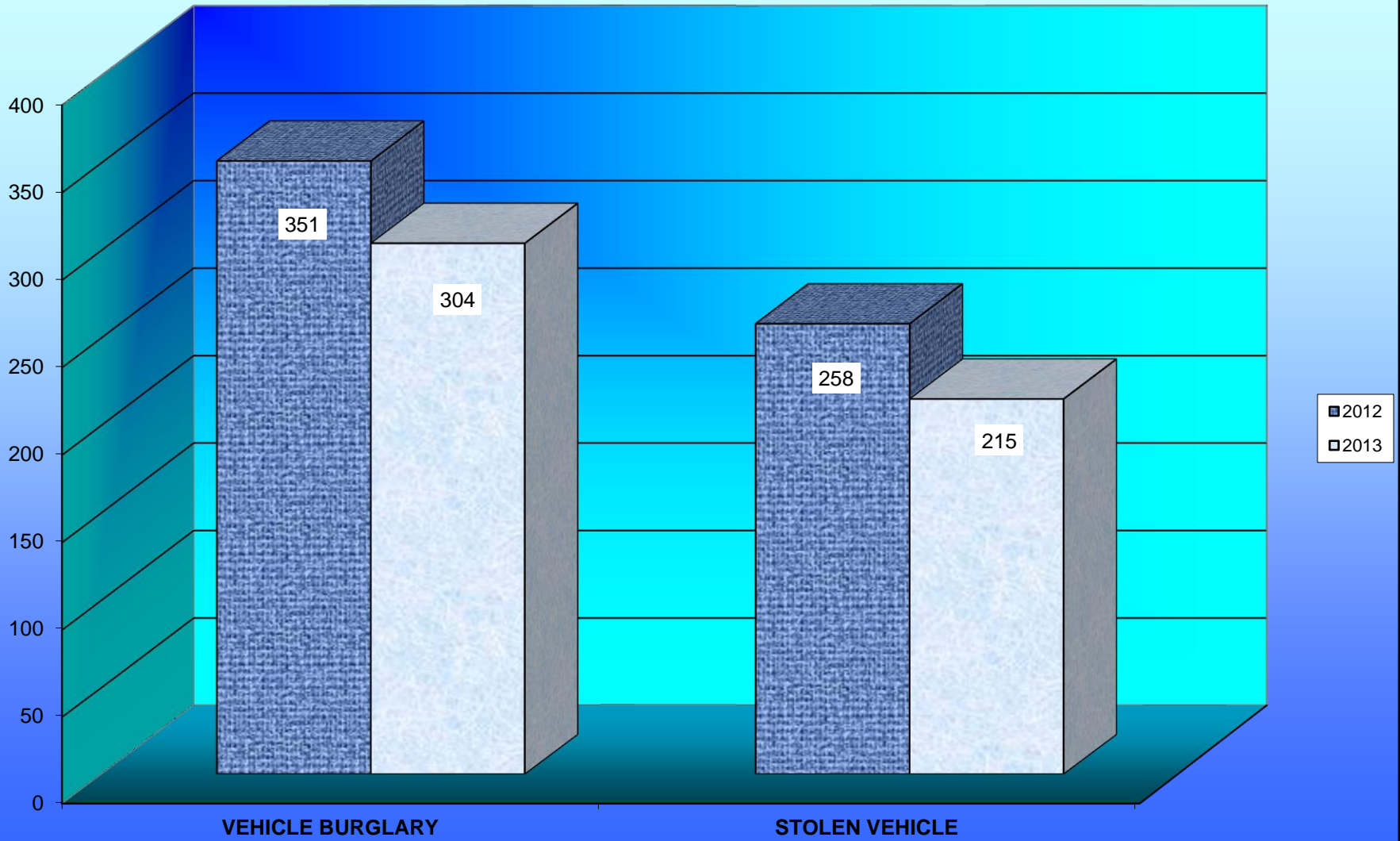
Citations	Current Month	2013 YTD	2012 YTD	% Change YTD/YTD 2013 - 2012
Total Citation Violations	518	3,464	3,464	N/C
D.W.I Violations	11	158	150	5.33%
Moving Violations	264	1,152	1,082	6.47%
Non-Moving Violations	74	583	847	-31.17%
Child Restraint Violations	8	20	36	-44.44%
Seat Belt Violations	12	71	285	-75.09%
All Other Violations	158	1,457	1,249	16.65%
Parking Violations	92	360	258	39.53%

Department Actions	Current Month	2013 YTD	2012 YTD	% Change YTD/YTD 2013 - 2012
Pursuits	1	12	13	-7.69%
Use of Force	7	28	14	100.00%

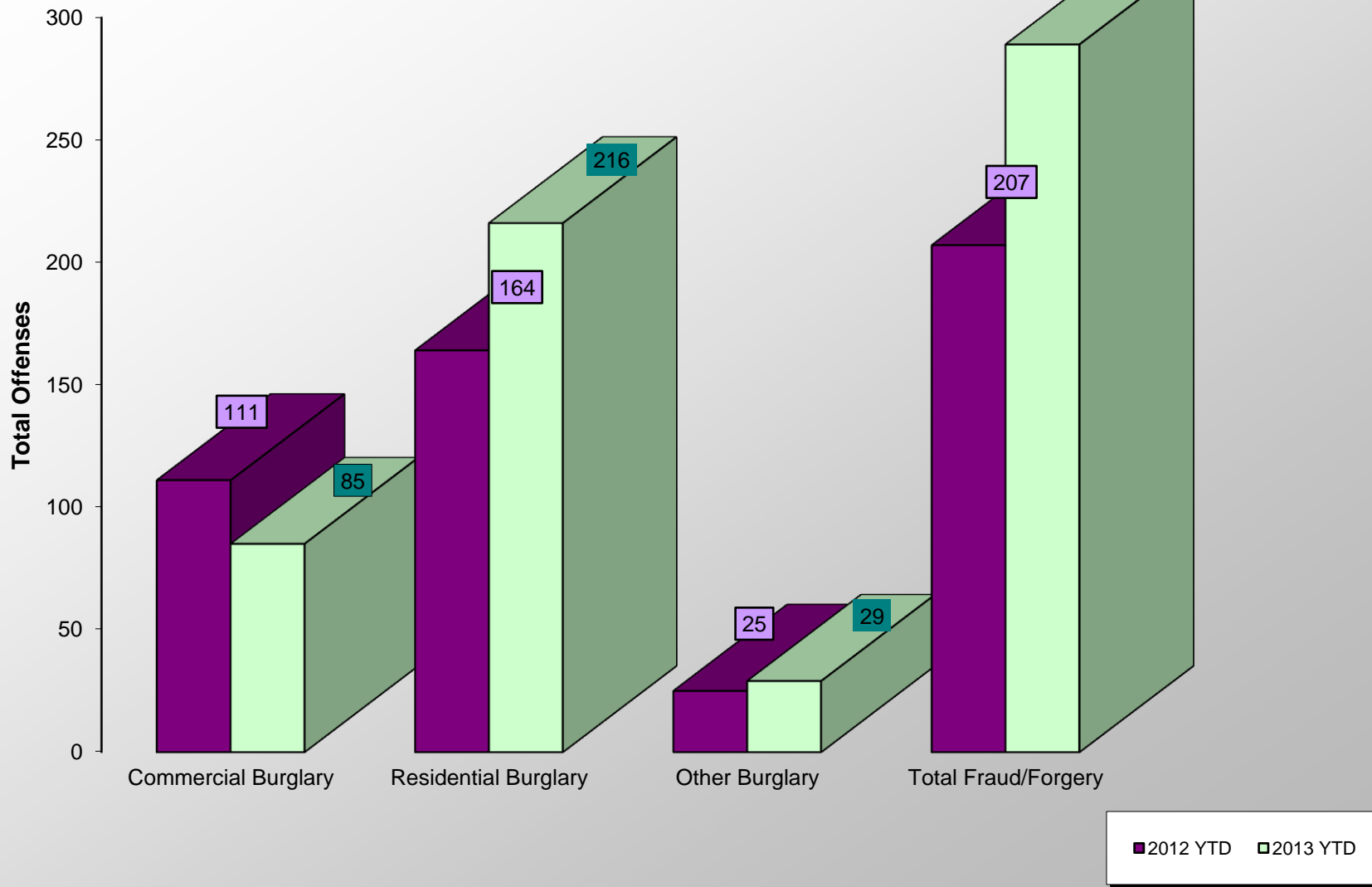
ACCIDENT COMPARISON 2012 - 2013 Year to Date



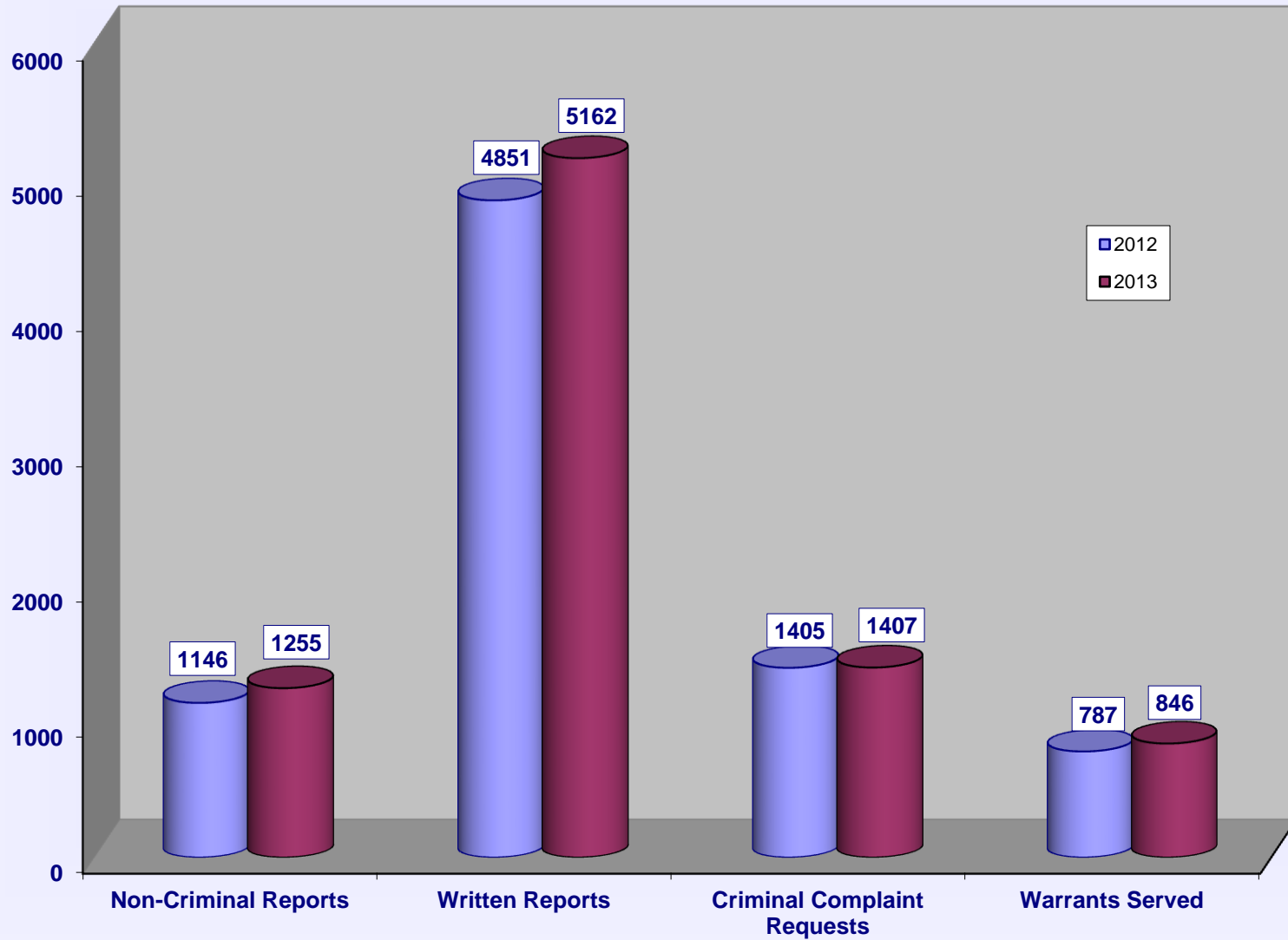
VEHICLE THEFTS



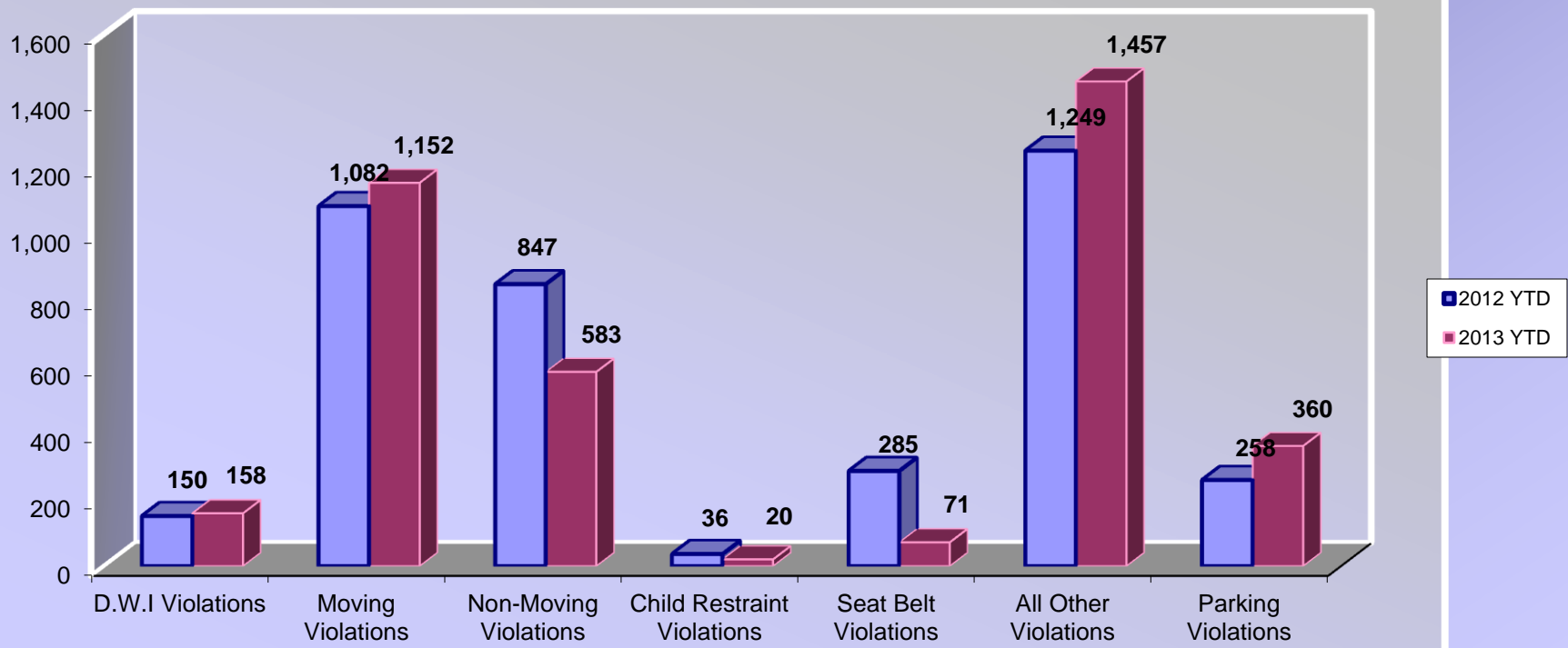
BURGLARIES 2012 - 2013 Year to Date



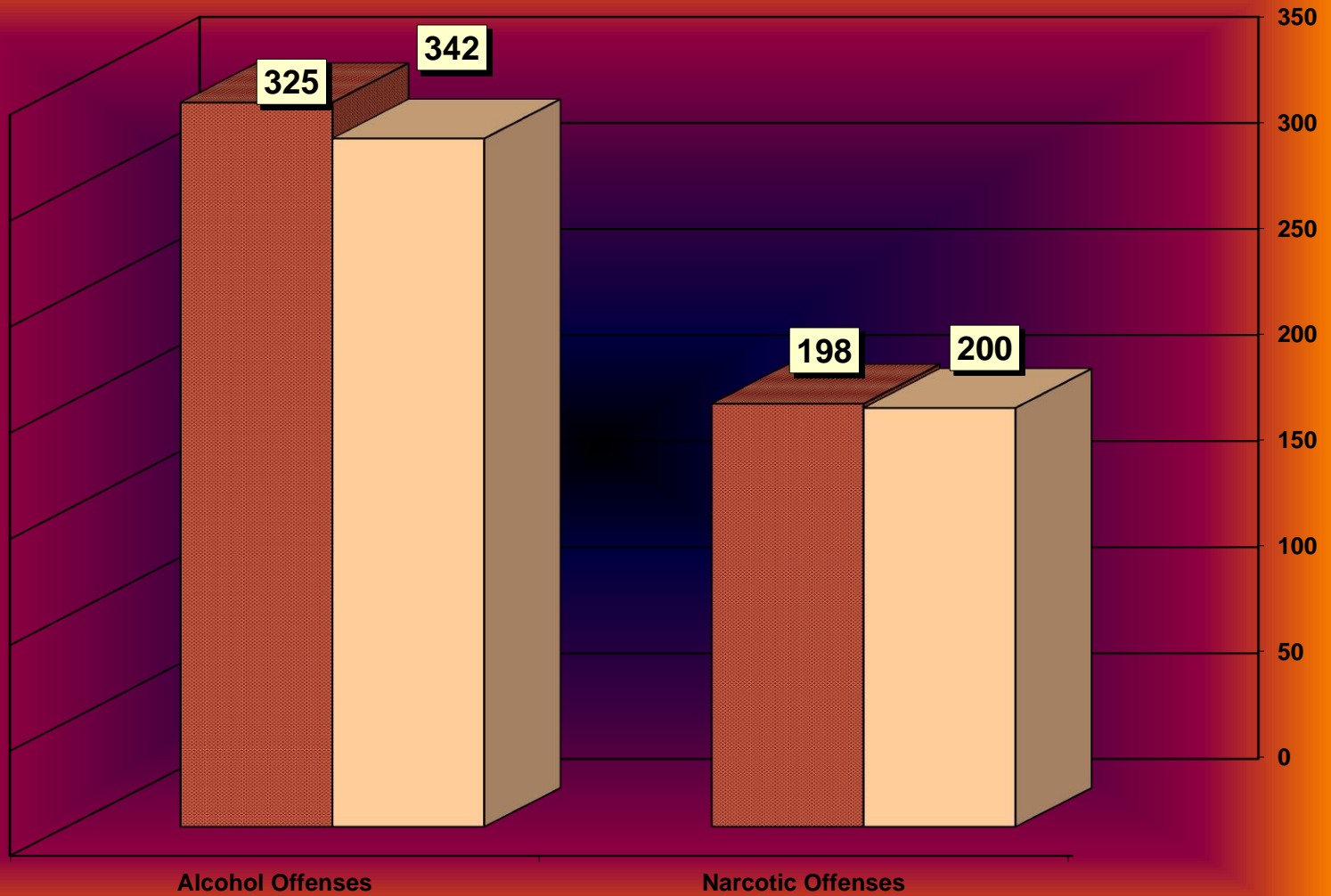
SERVICE & NON-SERVICE REQUESTS 2012 - 2013



TRAFFIC CITATIONS



NARCOTIC / ALCOHOL OFFENSES 2012 - 2013



□ 2012 ■ 2013

Department Actions

