

MANTECA POLICE DEPARTMENT
MONTHLY CRIME STATISTICS REPORT
SEPTEMBER 2013

Part One Crime Offenses	Current Month	This Month Last Year	% Change Month/Month 2013- 2012	2013 Cleared Offenses YTD	2013 Clearance RATE YTD	2013 Offenses YTD	2012 Offenses YTD	% Change YTD/YTD 2013 - 2012	2012 Cleared Offenses YTD	2012 Clearance RATE YTD
Homicide	0	0	N.C.	0	N.C.	0	0	N/C	0	N/C
Rape/Unlawful Interc	1	3	-66.67%	4	44%	9	16	-43.75%	7	44%
Robbery	8	7	14.29%	17	30%	56	60	-6.67%	14	23%
Aggravated Assault	11	7	57.14%	36	50%	72	77	-6.49%	31	40%
Commercial Burglary	18	14	28.57%	17	17%	103	125	-17.60%	40	32%
Residential Burglary	12	19	-36.84%	24	11%	228	183	24.59%	19	10%
Other Burglary	2	1	100.00%	1	3%	31	26	19.23%	2	8%
Auto Burglary	45	53	-15.09%	16	5%	349	404	-13.61%	15	4%
Grand Theft	10	6	66.67%	16	12%	132	96	37.50%	13	14%
Vehicle Theft	24	24	N.C.	26	11%	239	282	-15.25%	21	7%
Arson	1	1	N.C.	1	5%	19	15	26.67%	1	7%
All Other Felonies	50	35	42.86%	277	74%	372	385	-3.38%	296	77%
Total Felonies	182	170	7.06%	435	27%	1610	1669	-3.54%	459	28%
Total Burglaries	77	87	-11.49%	58	8%	711	738	-3.66%	76	10%
Misdemeanor Offenses	Current Month	This Month Last Year	% Change Month/Month 2013 - 2012	2013 Cleared Offenses YTD	2013 Clearance RATE YTD	2013 Offenses YTD	2012 Offenses YTD	% Change YTD/YTD 2013 - 2012	2012 Cleared Offenses YTD	2012 Clearance RATE YTD
Misdemeanor Thefts	96	113	-15.04%	330	35%	953	851	11.99%	325	38%
All Other Misdemeanors	188	200	-6.00%	1186	66%	1809	1660	8.98%	1191	72%
Total Misdemeanors	284	313	-9.27%	1516	55%	2762	2511	10.00%	1516	60%
Miscellaneous Offenses	Current Month	This Month Last Year	% Change Month/Month 2013 - 2012	2013 Cleared Offenses YTD	2013 Clearance RATE YTD	2013 Offenses YTD	2012 Offenses YTD	% Change YTD/YTD 2013 - 2012	2012 Cleared Offenses YTD	2012 Clearance RATE YTD
Total Narcotic Offenses	28	26	7.69%	224	98%	228	223	2.24%	229	103%
Total Alcohol Offenses	25	34	-26.47%	360	98%	367	374	-1.87%	362	97%
Total Domestic Violence	31	34	-8.82%	221	89%	249	276	-9.78%	234	85%
Total Fraud/Forgery	42	15	180.00%	40	12%	331	233	42.06%	52	22%
Total Vehicle Abatements	0	2	-100.00%	11	100%	11	4	175.00%	2	50%
	126	111	13.51%	856	72%	1186	1110	6.85%	879	79%
*N.C. - not calculable	*N/C - no change									
Chief _____										
						0				

MANTECA POLICE DEPARTMENT
MONTHLY CRIME STATISTICS REPORT
SEPTEMBER 2013

Non-Criminal Reports & Services	Current Month	2013 YTD	2012 YTD	% Change YTD/YTD 2013 - 2012
Non-Criminal Reports	156	1411	1293	9.13%
Service Requests	2933	26167	25154	4.03%
Written Reports	623	5785	5481	5.55%
Criminal Complaint Requests	166	1573	1587	-0.88%
Warrants Served	123	969	883	9.74%

Property Value	Current Month	2013 YTD	2012 YTD	% Change YTD/YTD 2013 - 2012
Property Stolen	\$264,864.00	\$3,364,971.00	\$3,257,070.00	3.31%
Property Recovered	\$95,748.00	\$1,449,079.00	\$1,015,042.00	42.76%
% Property Value Recovered	36.15%	43.06%	31.16%	38.18%

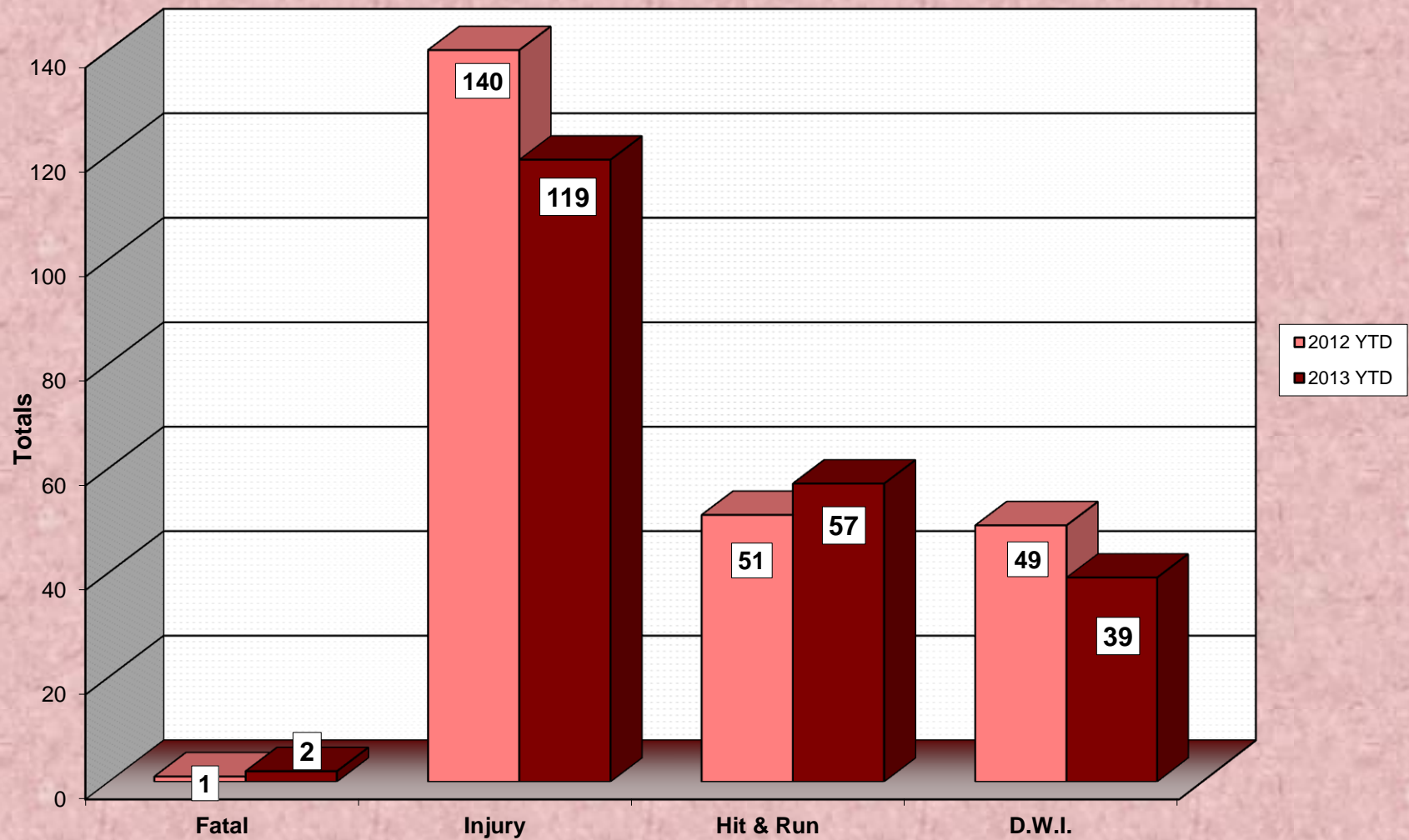
Accidents	Current Month	2013 YTD	2012 YTD	% Change YTD/YTD 2013 - 2012
Total Accidents	69	564	485	16.29%
Property Damage Only	52	443	341	29.91%
Fatal	0	2	1	100.00%
Injury	17	119	140	-15.00%
Hit & Run	7	57	51	11.76%
D.W.I.	0	39	49	-20.41%

Arrests	Current Month	2013 YTD	2012 YTD	% Change YTD/YTD 2013 - 2012
Adult Arrests	236	2072	1954	6.04%
Juvenile Arrests	15	139	147	-5.44%
Total Arrests	251	2211	2101	5.24%

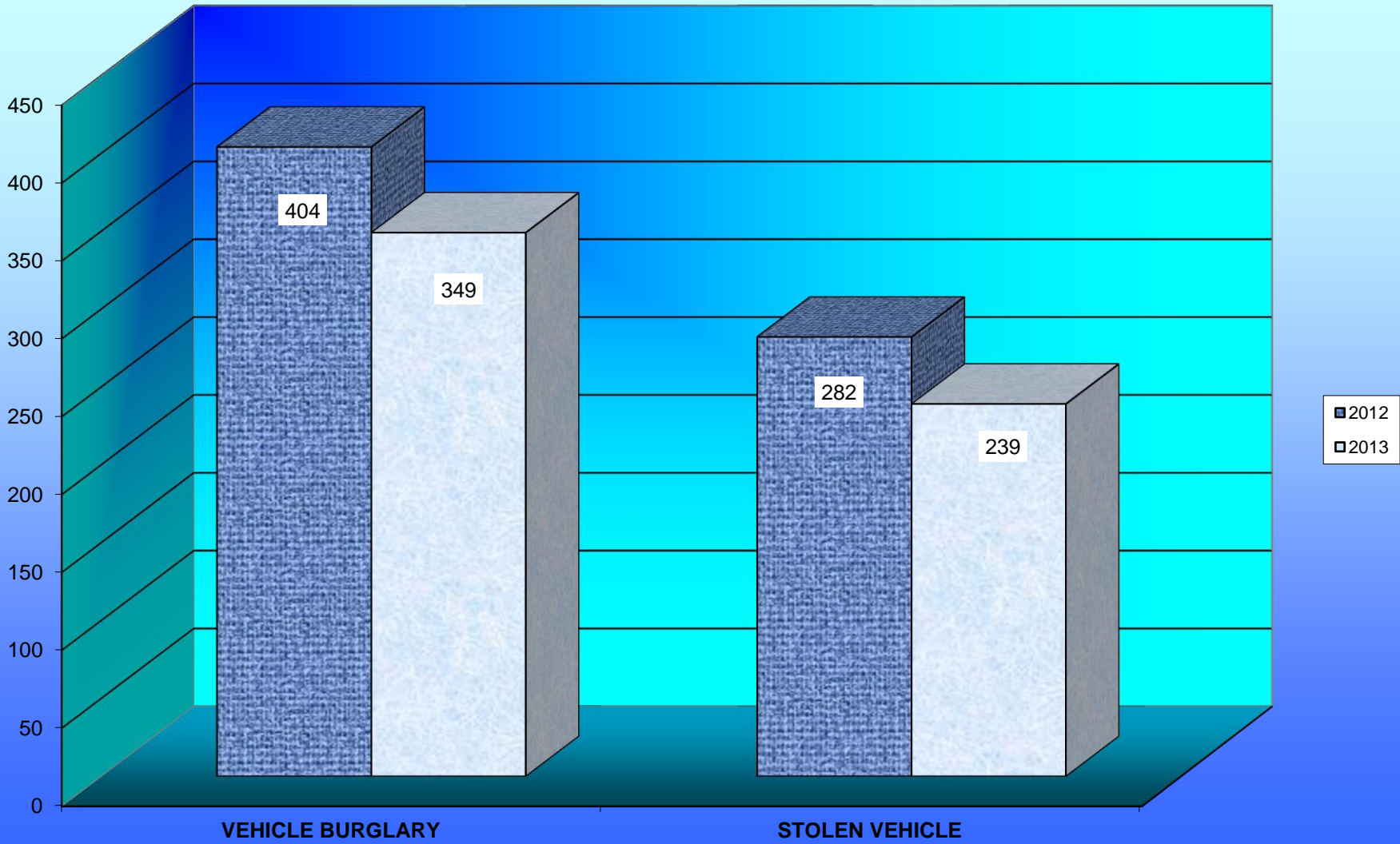
Citations	Current Month	2013 YTD	2012 YTD	% Change YTD/YTD 2013 - 2012
Total Citation Violations	421	3,885	3,864	0.54%
D.W.I Violations	7	165	175	-5.71%
Moving Violations	124	1,276	1,192	7.05%
Non-Moving Violations	104	687	924	-25.65%
Child Restraint Violations	1	21	41	-48.78%
Seat Belt Violations	5	76	311	-75.56%
All Other Violations	179	1,636	1,414	15.70%
Parking Violations	62	422	307	37.46%

Department Actions	Current Month	2013 YTD	2012 YTD	% Change YTD/YTD 2013 - 2012
Pursuits	0	12	15	-20.00%
Use of Force	4	32	18	77.78%

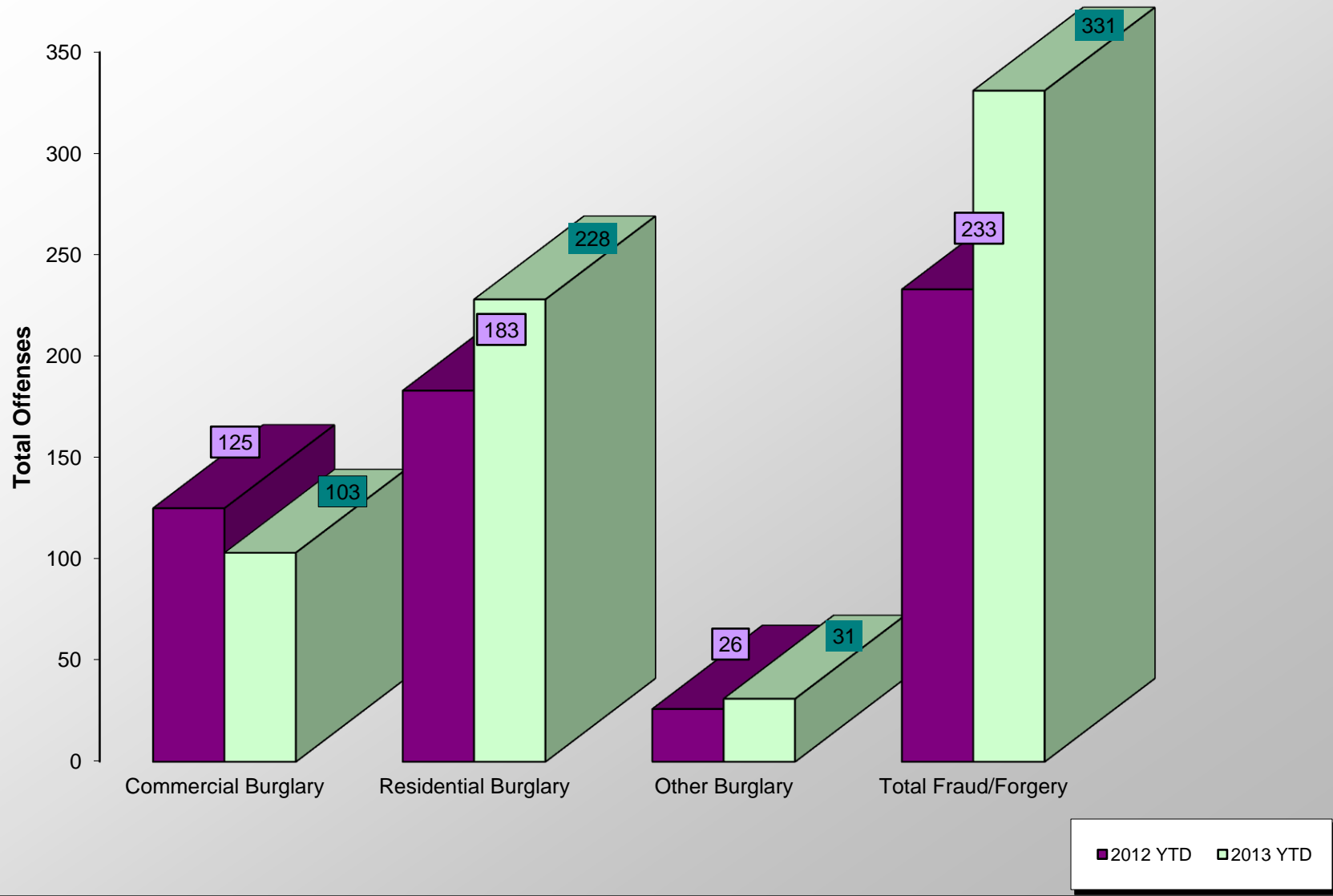
ACCIDENT COMPARISON 2012 - 2013 Year to Date



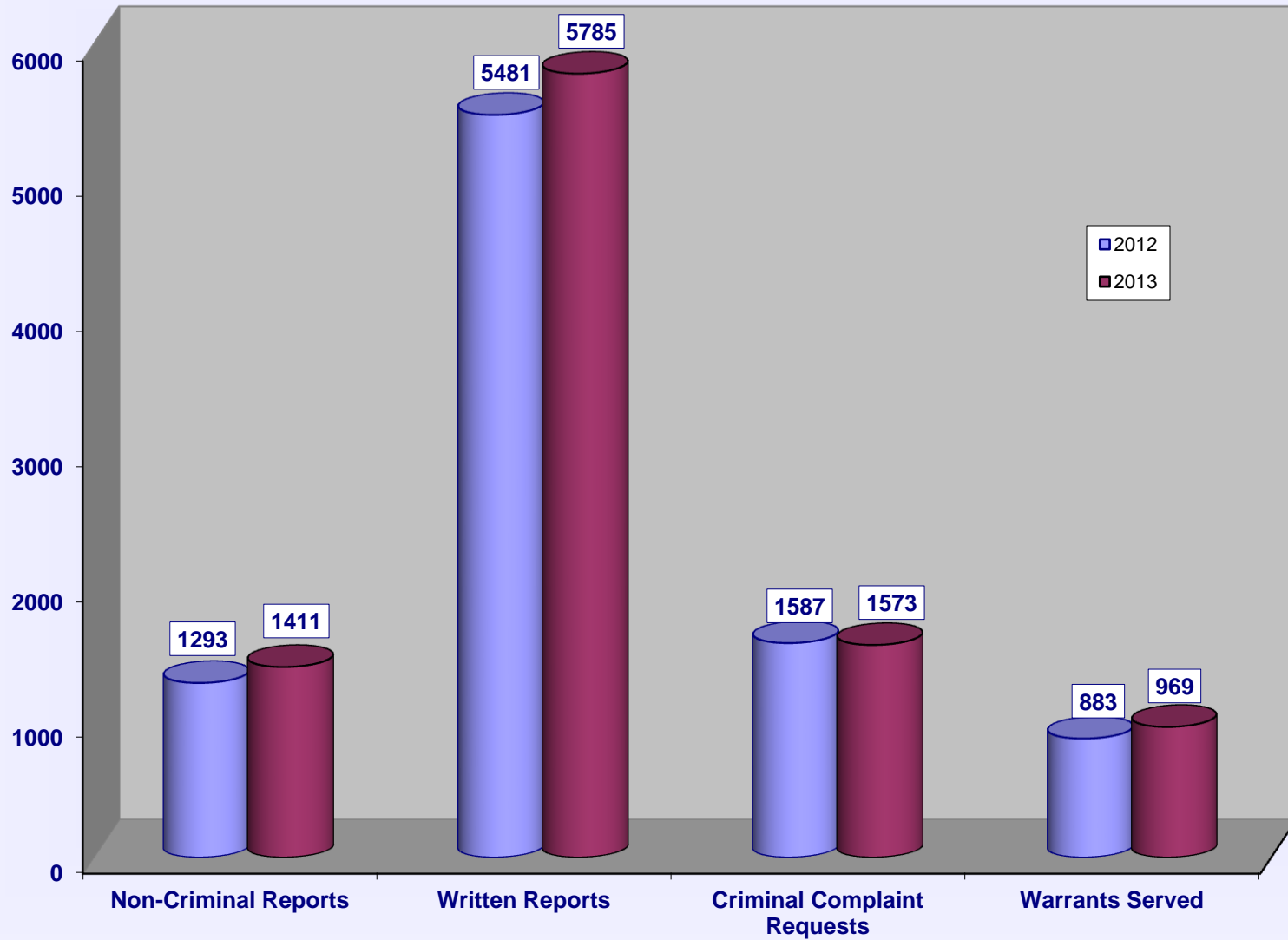
VEHICLE THEFTS



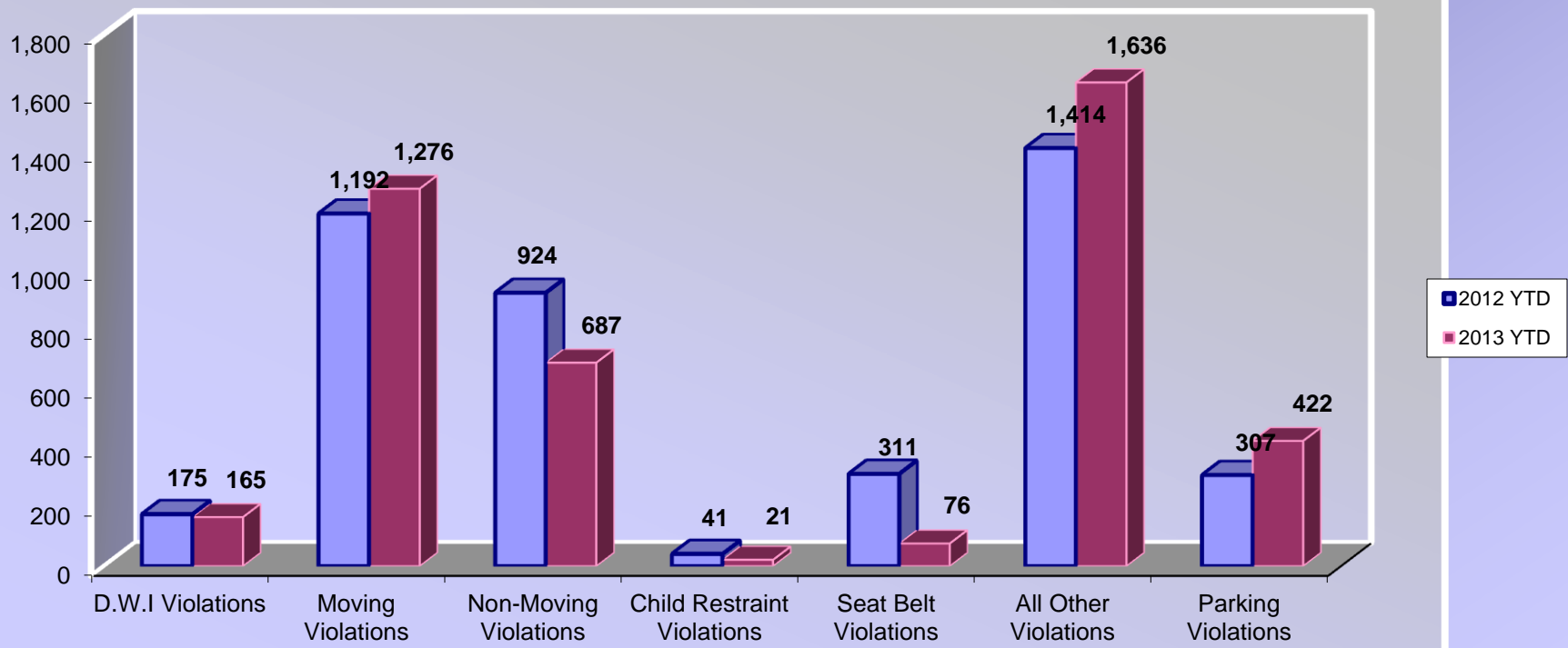
BURGLARIES 2012 - 2013 Year to Date



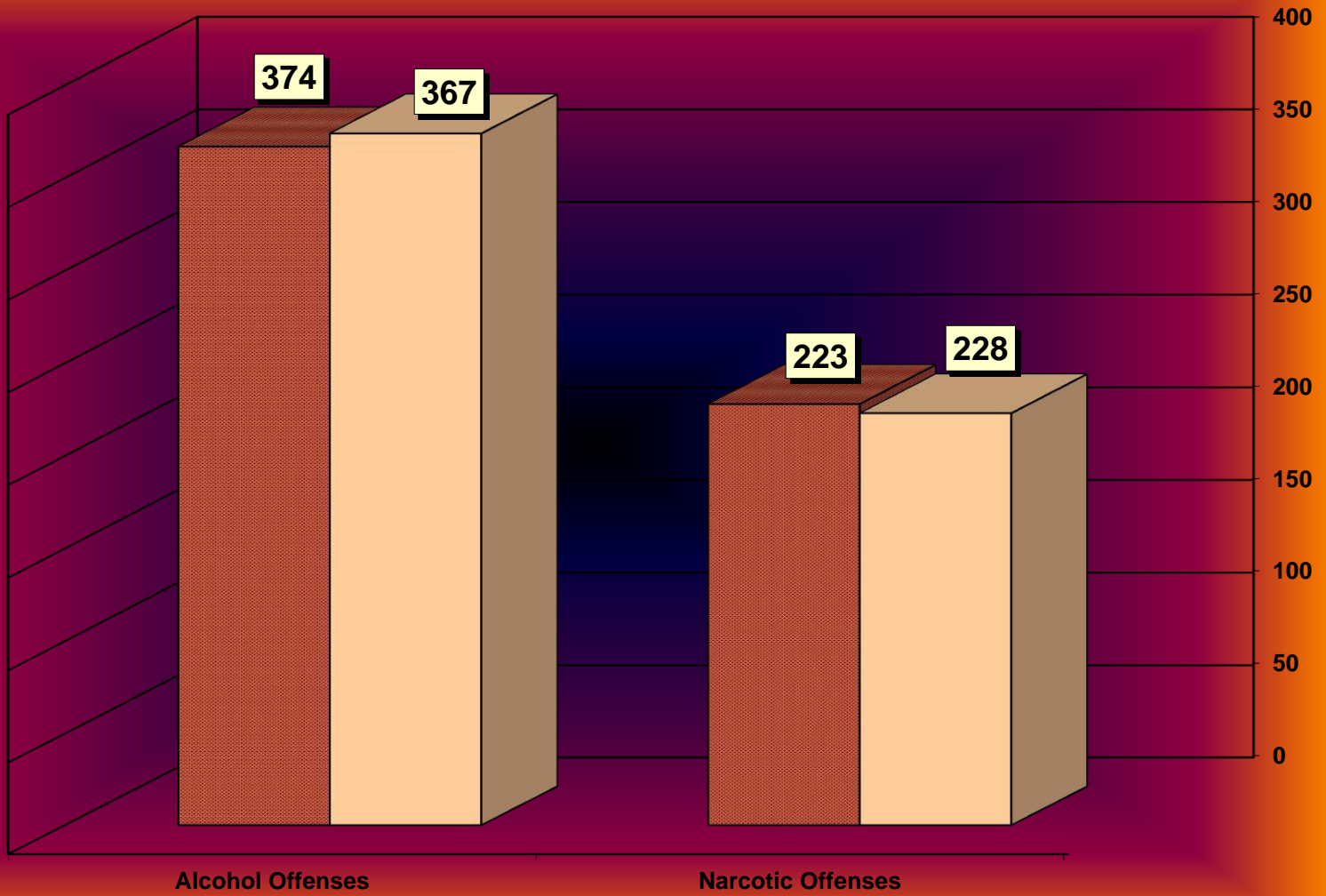
SERVICE & NON-SERVICE REQUESTS 2012 - 2013



TRAFFIC CITATIONS



NARCOTIC / ALCOHOL OFFENSES 2012 - 2013



□ 2012 ■ 2013

Department Actions

