

MANTECA POLICE DEPARTMENT
MONTHLY CRIME STATISTICS REPORT
OCTOBER 2013

Part One Crime Offenses	Current Month	This Month Last Year	% Change Month/Month 2013- 2012	2013 Cleared Offenses YTD	2013 Clearance RATE YTD	2013 Offenses YTD	2012 Offenses YTD	% Change YTD/YTD 2013 - 2012	2012 Cleared Offenses YTD	2012 Clearance RATE YTD
Homicide	0	0	N/C	0	N.C.	0	0	N/C	0	N.C.
Rape/Unlawful Interc	4	4	N/C	5	38%	13	20	-35.00%	7	35%
Robbery	8	7	14.29%	18	28%	64	67	-4.48%	17	25%
Aggravated Assault	9	13	-30.77%	42	52%	81	90	-10.00%	37	41%
Commercial Burglary	21	10	110.00%	17	14%	124	135	-8.15%	40	30%
Residential Burglary	23	18	27.78%	25	10%	251	201	24.88%	20	10%
Other Burglary	1	4	-75.00%	1	3%	32	30	6.67%	2	7%
Auto Burglary	38	51	-25.49%	18	5%	387	455	-14.95%	15	3%
Grand Theft	13	13	N/C	17	12%	145	109	33.03%	15	14%
Vehicle Theft	27	31	-12.90%	29	11%	266	313	-15.02%	23	7%
Arson	2	3	-33.33%	2	10%	21	18	16.67%	1	6%
All Other Felonies	26	34	-23.53%	297	75%	398	419	-5.01%	329	79%
Total Felonies	172	188	-8.51%	471	26%	1782	1857	-4.04%	506	27%
Total Burglaries	83	83	N/C	61	8%	794	821	-3.29%	77	9%
Misdemeanor Offenses	Current Month	This Month Last Year	% Change Month/Month 2013 - 2012	2013 Cleared Offenses YTD	2013 Clearance RATE YTD	2013 Offenses YTD	2012 Offenses YTD	% Change YTD/YTD 2013 - 2012	2012 Cleared Offenses YTD	2012 Clearance RATE YTD
Misdemeanor Thefts	96	102	-5.88%	362	35%	1049	953	10.07%	352	37%
All Other Misdemeanors	188	207	-9.18%	1300	65%	1997	1867	6.96%	1316	70%
Total Misdemeanors	284	309	-8.09%	1662	55%	3046	2820	8.01%	1668	59%
Miscellaneous Offenses	Current Month	This Month Last Year	% Change Month/Month 2013 - 2012	2013 Cleared Offenses YTD	2013 Clearance RATE YTD	2013 Offenses YTD	2012 Offenses YTD	% Change YTD/YTD 2013 - 2012	2012 Cleared Offenses YTD	2012 Clearance RATE YTD
Total Narcotic Offenses	14	27	-48.15%	238	98%	242	250	-3.20%	255	102%
Total Alcohol Offenses	28	44	-36.36%	388	98%	395	418	-5.50%	403	96%
Total Domestic Violence	31	27	14.81%	246	88%	280	303	-7.59%	247	82%
Total Fraud/Forgery	38	29	31.03%	42	11%	369	262	40.84%	60	23%
Total Vehicle Abatements	0	0	N/C	11	100%	11	4	175.00%	3	75%
	111	127	-12.60%	925	71%	1297	1237	4.85%	968	78%
*N.C. - not calculable	*N/C - no change									
Chief _____										
						0				

MANTECA POLICE DEPARTMENT
MONTHLY CRIME STATISTICS REPORT
OCTOBER 2013

Non-Criminal Reports & Services	Current Month	2013 YTD	2012 YTD	% Change YTD/YTD 2013 - 2012
Non-Criminal Reports	170	1581	1446	9.34%
Service Requests	2961	29128	28108	3.63%
Written Reports	626	6411	6131	4.57%
Criminal Complaint Requests	176	1749	1768	-1.07%
Warrants Served	124	1093	986	10.85%

Property Value	Current Month	2013 YTD	2012 YTD	% Change YTD/YTD 2013 - 2012
Property Stolen	\$542,791.00	\$3,907,762.00	\$3,656,794.00	6.86%
Property Recovered	\$201,321.00	\$1,650,400.00	\$1,222,583.00	34.99%
% Property Value Recovered	37.09%	42.23%	33.43%	26.32%

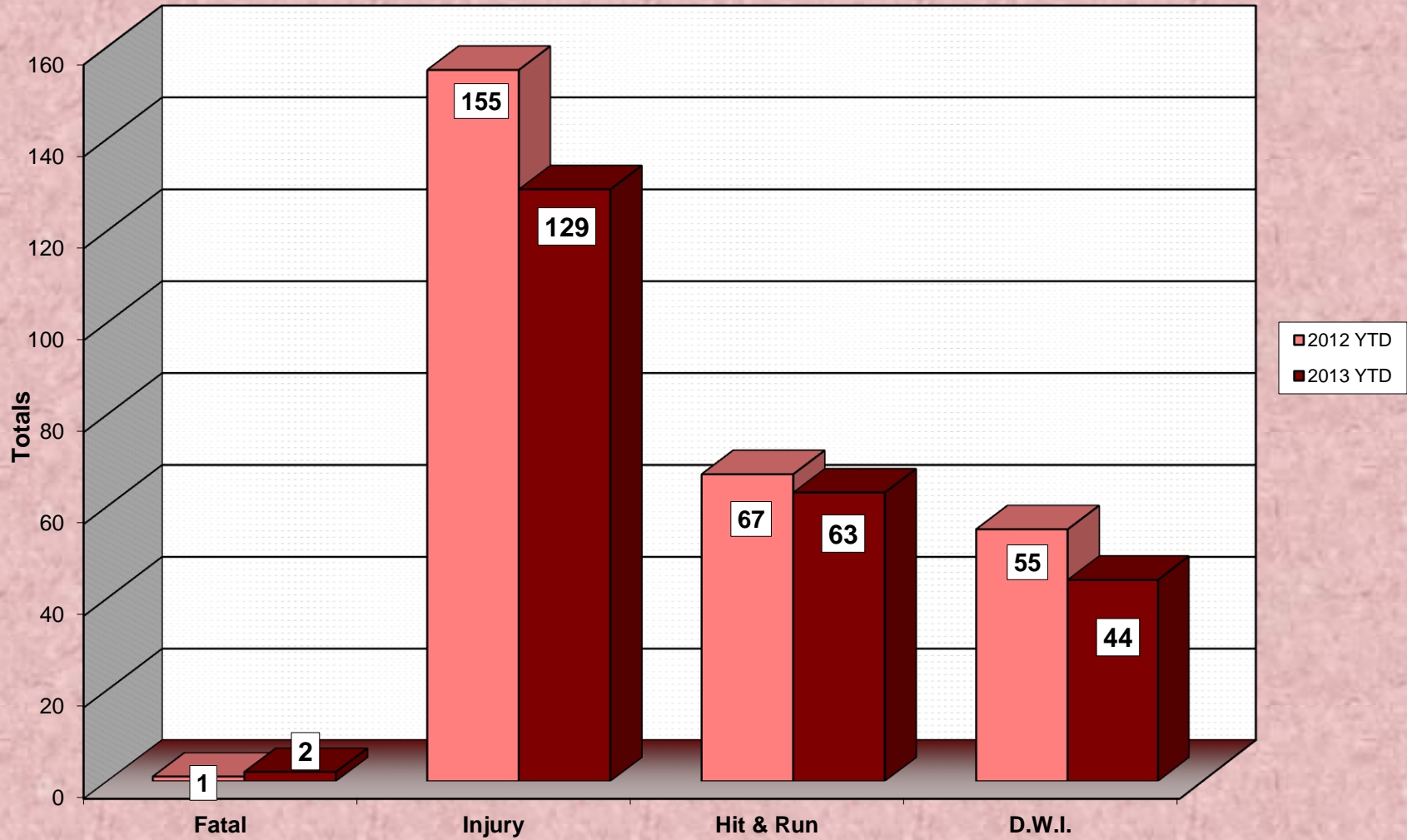
Accidents	Current Month	2013 YTD	2012 YTD	% Change YTD/YTD 2013 - 2012
Total Accidents	59	623	552	12.86%
Property Damage Only	49	492	393	25.19%
Fatal	0	2	1	100.00%
Injury	10	129	155	-16.77%
Hit & Run	6	63	67	-5.97%
D.W.I.	5	44	55	-20.00%

Arrests	Current Month	2013 YTD	2012 YTD	% Change YTD/YTD 2013 - 2012
Adult Arrests	184	2256	2185	3.25%
Juvenile Arrests	17	156	165	-5.45%
Total Arrests	201	2412	2350	2.64%

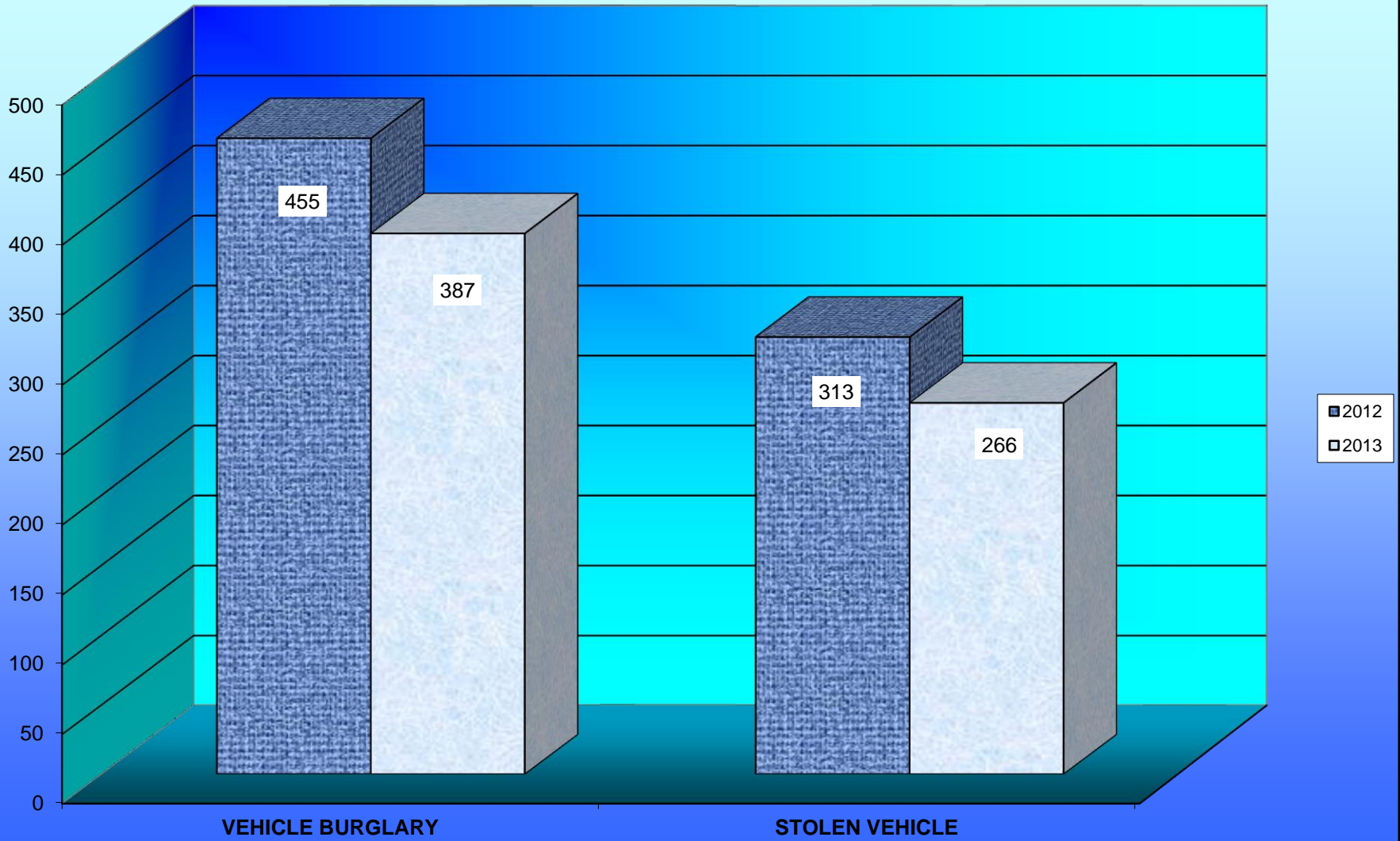
Citations	Current Month	2013 YTD	2012 YTD	% Change YTD/YTD 2013 - 2012
Total Citation Violations	353	4,238	4,264	-0.61%
D.W.I Violations	14	179	198	-9.60%
Moving Violations	109	1,385	1,293	7.12%
Non-Moving Violations	46	733	996	-26.41%
Child Restraint Violations	1	22	42	-47.62%
Seat Belt Violations	11	87	329	-73.56%
All Other Violations	172	1,808	1,602	12.86%
Parking Violations	89	511	341	49.85%

Department Actions	Current Month	2013 YTD	2012 YTD	% Change YTD/YTD 2013 - 2012
Pursuits	1	13	18	-27.78%
Use of Force	4	36	21	71.43%

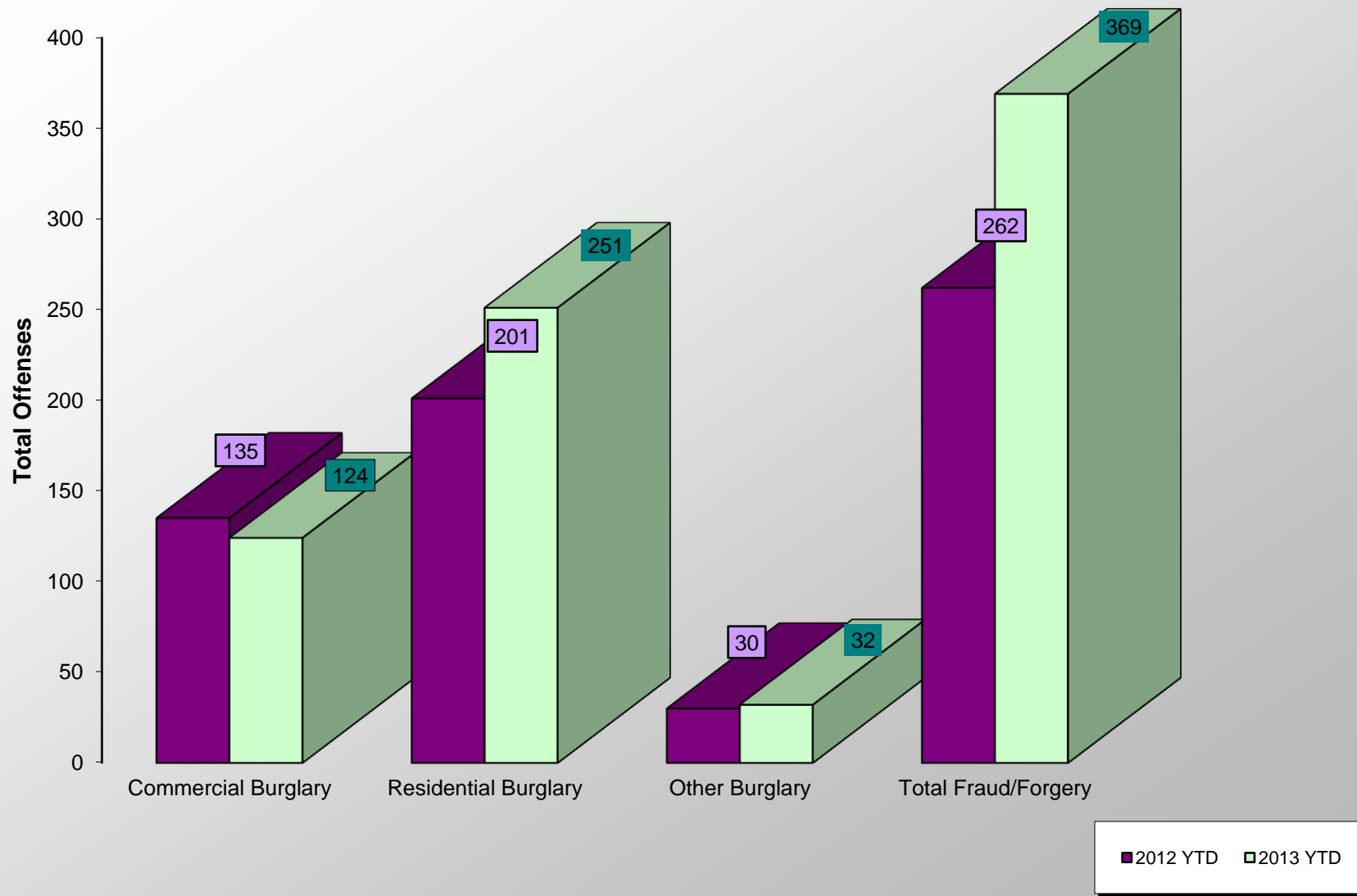
ACCIDENT COMPARISON 2012 - 2013 Year to Date



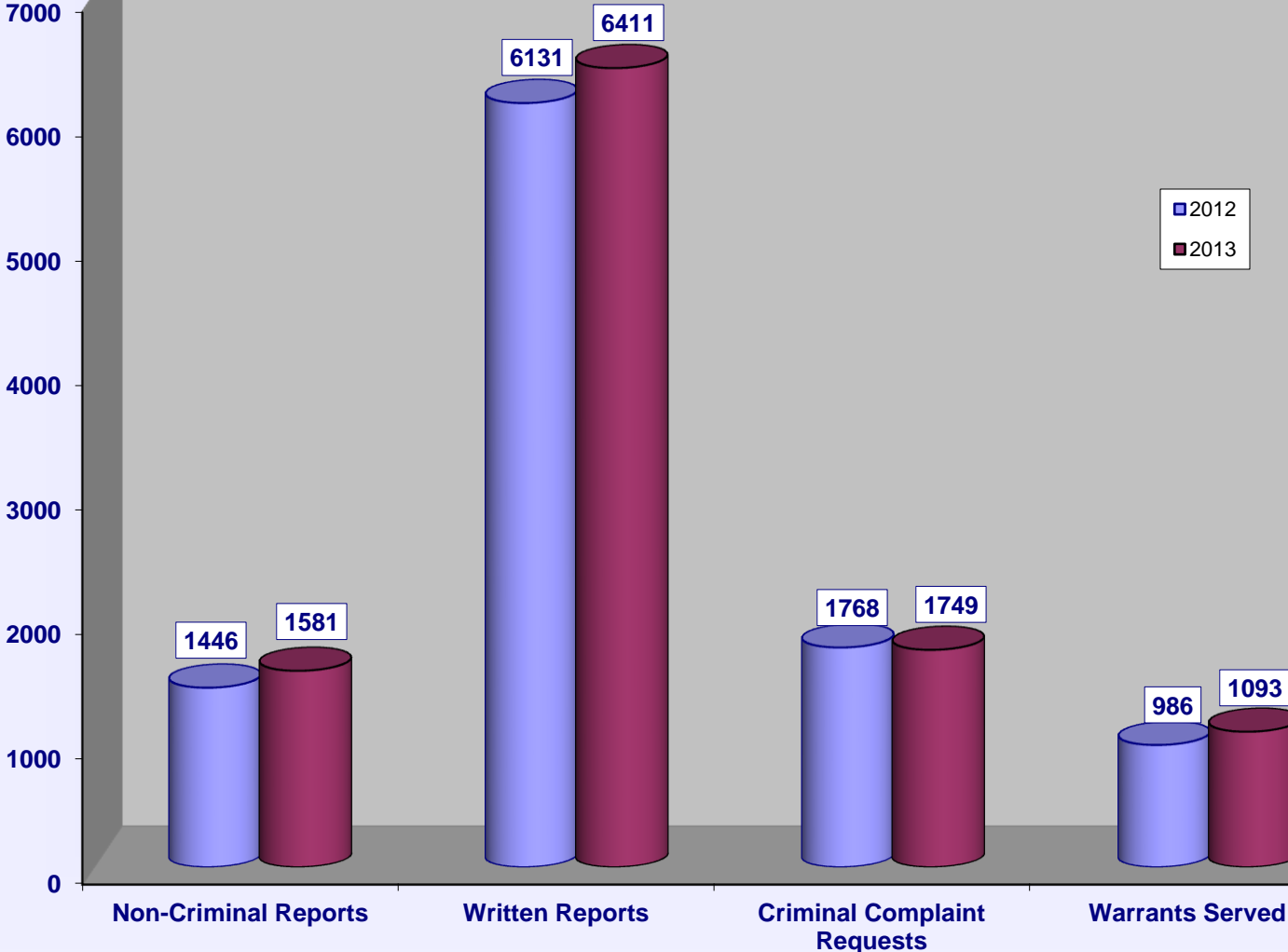
VEHICLE THEFTS



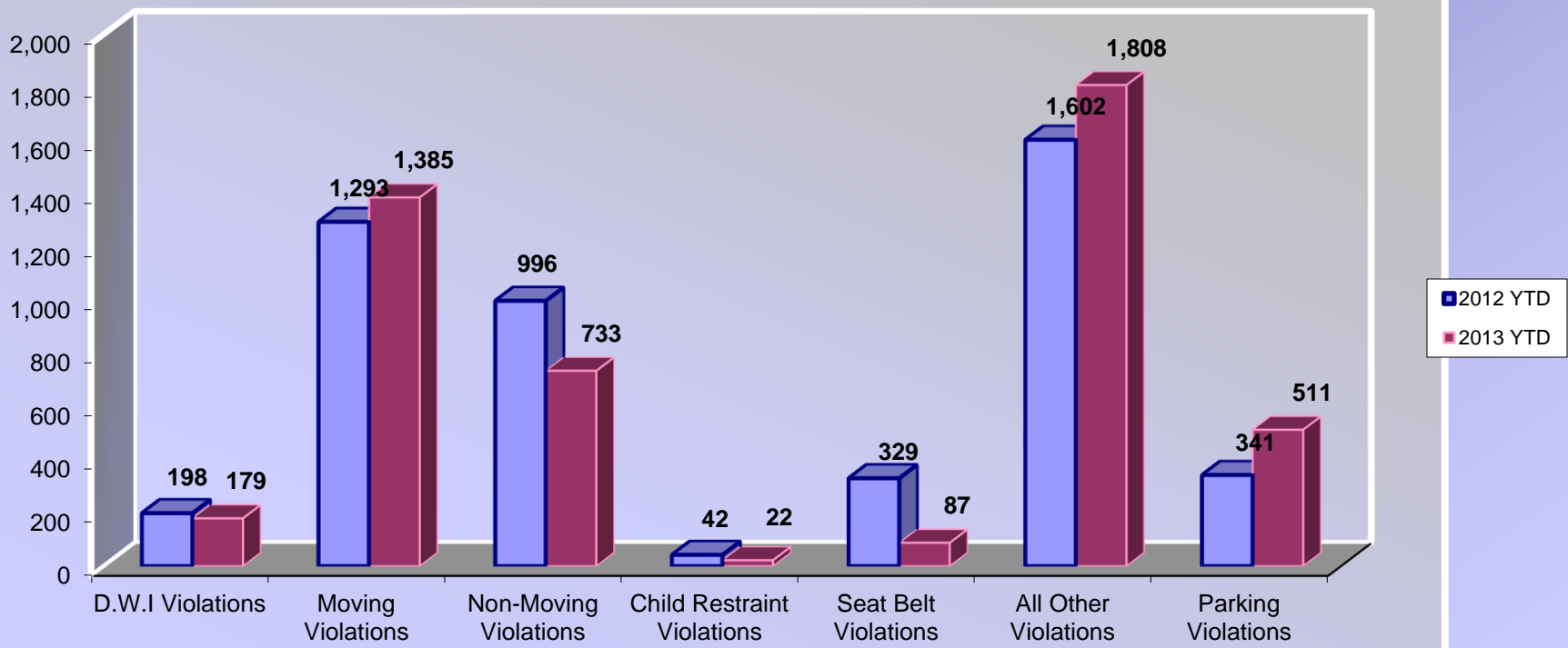
BURGLARIES 2012 - 2013 Year to Date



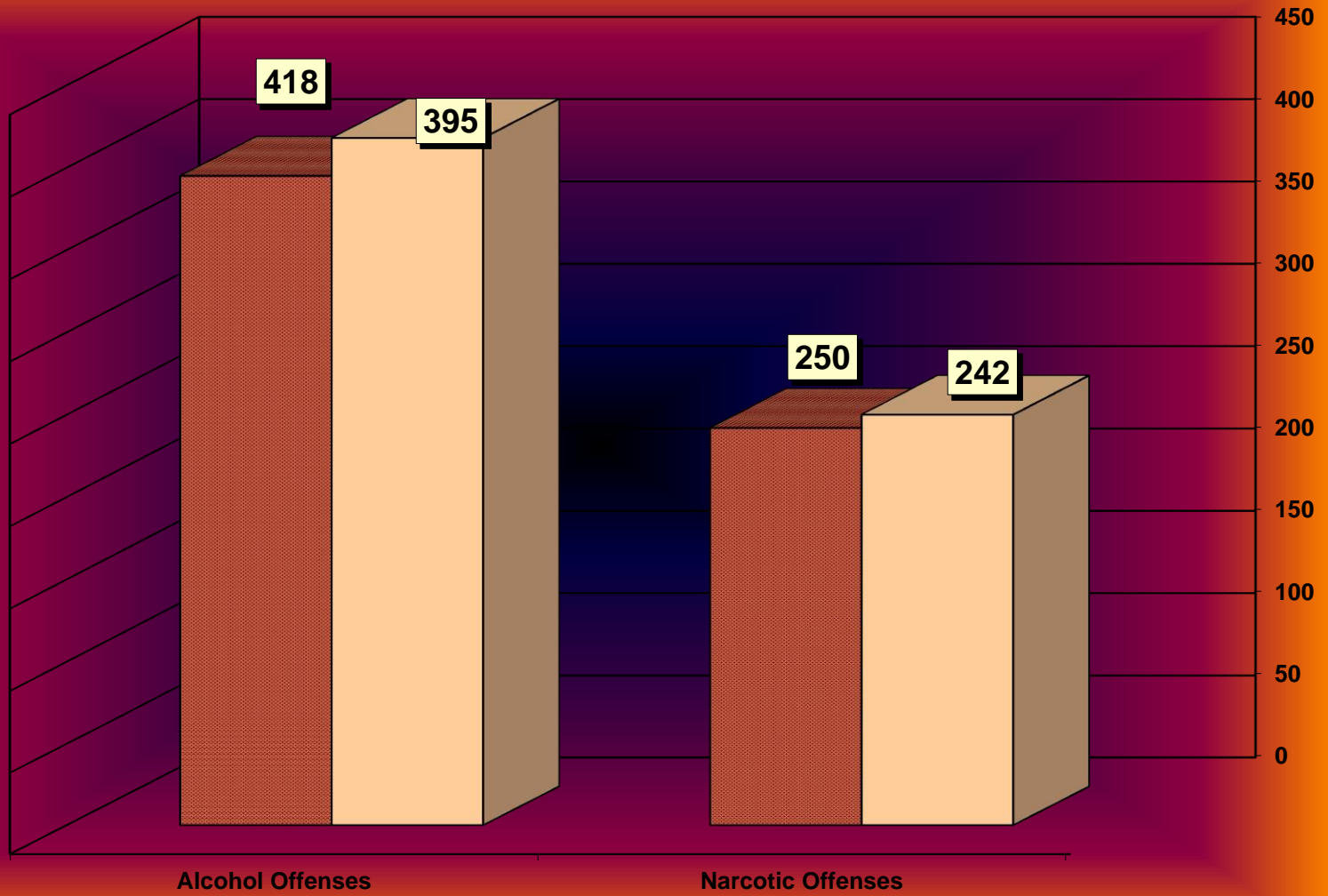
SERVICE & NON-SERVICE REQUESTS 2012 - 2013



TRAFFIC CITATIONS



NARCOTIC / ALCOHOL OFFENSES 2012 - 2013



□ 2012 ■ 2013

Department Actions

