

MANTECA POLICE DEPARTMENT
MONTHLY CRIME STATISTICS REPORT
NOVEMBER 2013

Part One Crime Offenses	Current Month	This Month Last Year	% Change Month/Month 2013- 2012	2013 Cleared Offenses YTD	2013 Clearance RATE YTD	2013 Offenses YTD	2012 Offenses YTD	% Change YTD/YTD 2013 - 2012	2012 Cleared Offenses YTD	2012 Clearance RATE YTD
Homicide	0	0	0.00%	0	0%	0	0	0.00%	0	0%
Rape/Unlawful Interc	0	0	0.00%	5	38%	13	20	-35.00%	7	35%
Robbery	8	4	100.00%	20	28%	72	71	1.41%	19	27%
Aggravated Assault	5	9	-44.44%	45	52%	86	99	-13.13%	43	43%
Commercial Burglary	19	14	35.71%	18	13%	143	149	-4.03%	41	28%
Residential Burglary	9	27	-66.67%	26	10%	260	228	14.04%	20	9%
Other Burglary	2	3	-33.33%	1	3%	34	33	3.03%	2	6%
Auto Burglary	46	43	6.98%	18	4%	433	498	-13.05%	15	3%
Grand Theft	11	11	0.00%	17	11%	156	120	30.00%	15	13%
Vehicle Theft	31	39	-20.51%	30	10%	297	352	-15.63%	24	7%
Arson	1	1	0.00%	2	9%	22	19	15.79%	2	11%
All Other Felonies	33	38	-13.16%	321	74%	431	457	-5.69%	359	79%
Total Felonies	165	189	-12.70%	503	26%	1947	2046	-4.84%	547	27%
Total Burglaries	76	87	-12.64%	63	7%	870	908	-4.19%	78	9%
Misdemeanor Offenses	Current Month	This Month Last Year	% Change Month/Month 2013 - 2012	2013 Cleared Offenses YTD	2013 Clearance RATE YTD	2013 Offenses YTD	2012 Offenses YTD	% Change YTD/YTD 2013 - 2012	2012 Cleared Offenses YTD	2012 Clearance RATE YTD
Misdemeanor Thefts	104	84	23.81%	401	35%	1153	1037	11.19%	378	36%
All Other Misdemeanors	154	181	-14.92%	1399	65%	2151	2048	5.03%	1435	70%
Total Misdemeanors	258	265	-2.64%	1800	54%	3304	3085	7.10%	1813	59%
Miscellaneous Offenses	Current Month	This Month Last Year	% Change Month/Month 2013 - 2012	2013 Cleared Offenses YTD	2013 Clearance RATE YTD	2013 Offenses YTD	2012 Offenses YTD	% Change YTD/YTD 2013 - 2012	2012 Cleared Offenses YTD	2012 Clearance RATE YTD
Total Narcotic Offenses	21	18	16.67%	258	98%	263	268	-1.87%	273	102%
Total Alcohol Offenses	29	41	-29.27%	417	98%	424	459	-7.63%	446	97%
Total Domestic Violence	20	28	-28.57%	270	90%	300	331	-9.37%	280	85%
Total Fraud/Forgery	25	42	-40.48%	43	11%	394	304	29.61%	65	21%
Total Vehicle Abatements	1	1	0.00%	12	100%	12	5	140.00%	3	60%
	96	130	-26.15%	1000	72%	1393	1367	1.90%	1067	78%
*N.C. - not calculable										
Chief _____										
						0				

MANTECA POLICE DEPARTMENT
MONTHLY CRIME STATISTICS REPORT
NOVEMBER 2013

Non-Criminal Reports & Services	Current Month	2013 YTD	2012 YTD	% Change YTD/YTD 2013 - 2012
Non-Criminal Reports	160	1741	1593	9.29%
Service Requests	2683	31811	30632	3.85%
Written Reports	583	6994	6732	3.89%
Criminal Complaint Requests	107	1856	1879	-1.22%
Warrants Served	94	1187	1062	11.77%

Property Value	Current Month	2013 YTD	2012 YTD	% Change YTD/YTD 2013 - 2012
Property Stolen	\$418,717.00	\$4,326,479.00	\$4,120,820.00	4.99%
Property Recovered	\$134,383.00	\$1,784,783.00	\$1,379,906.00	29.34%
% Property Value Recovered	32.09%	41.25%	33.49%	23.19%

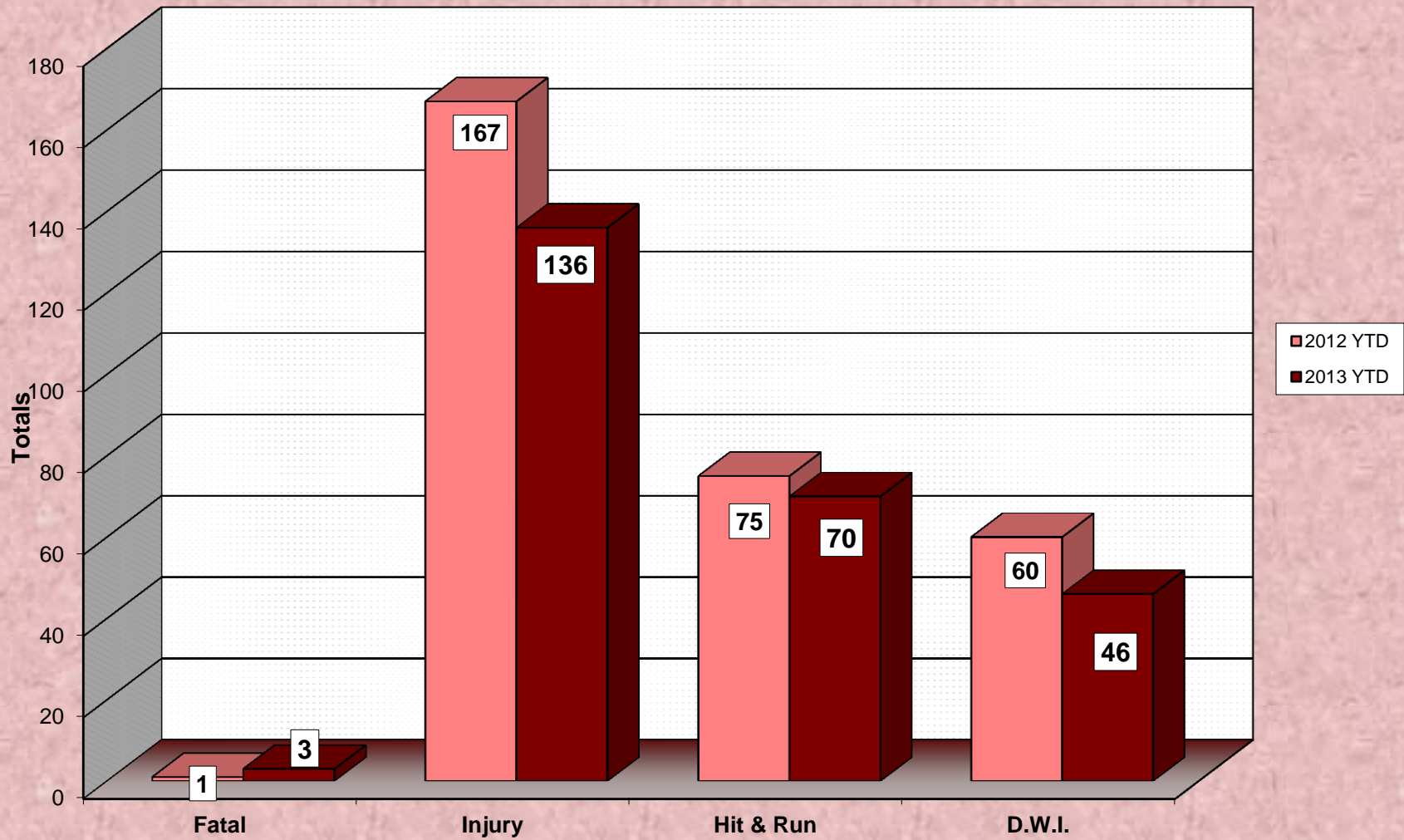
Accidents	Current Month	2013 YTD	2012 YTD	% Change YTD/YTD 2013 - 2012
Total Accidents	50	673	616	9.25%
Property Damage Only	42	534	445	20.00%
Fatal	1	3	1	200.00%
Injury	7	136	167	-18.56%
Hit & Run	7	70	75	-6.67%
D.W.I.	2	46	60	-23.33%

Arrests	Current Month	2013 YTD	2012 YTD	% Change YTD/YTD 2013 - 2012
Adult Arrests	164	2420	2356	2.72%
Juvenile Arrests	20	176	176	0.00%
Total Arrests	184	2596	2532	2.53%

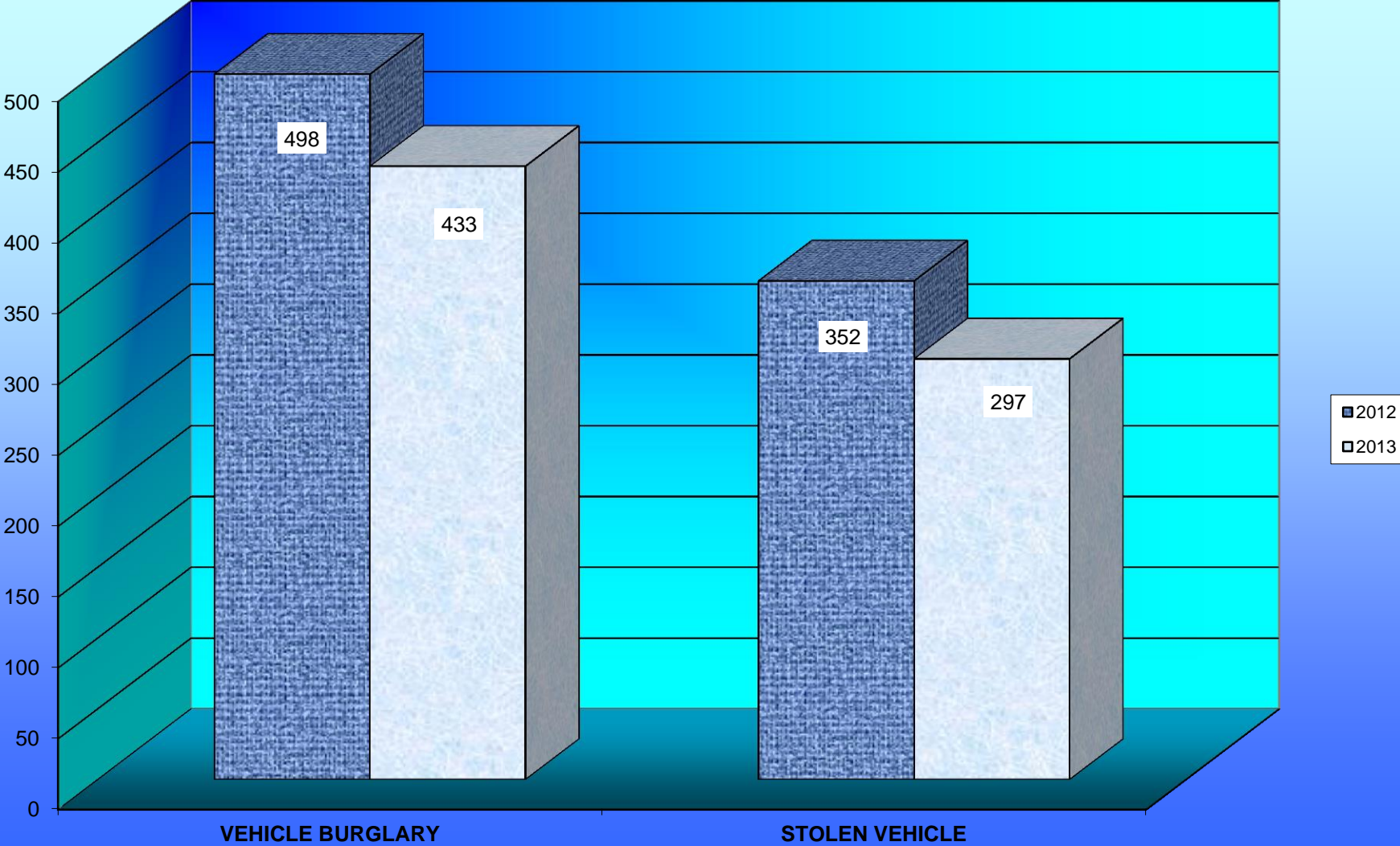
Citations	Current Month	2013 YTD	2012 YTD	% Change YTD/YTD 2013 - 2012
Total Citation Violations	343	4,581	4,557	0.53%
D.W.I Violations	9	188	219	-14.16%
Moving Violations	6	1,391	1,383	0.58%
Non-Moving Violations	50	783	1,053	-25.64%
Child Restraint Violations	1	23	43	-46.51%
Seat Belt Violations	4	91	341	-73.31%
All Other Violations	207	2,015	1,710	17.84%
Parking Violations	37	548	372	47.31%

Department Actions	Current Month	2013 YTD	2012 YTD	% Change YTD/YTD 2013 - 2012
Pursuits	2	15	22	-31.82%
Use of Force	4	40	25	60.00%

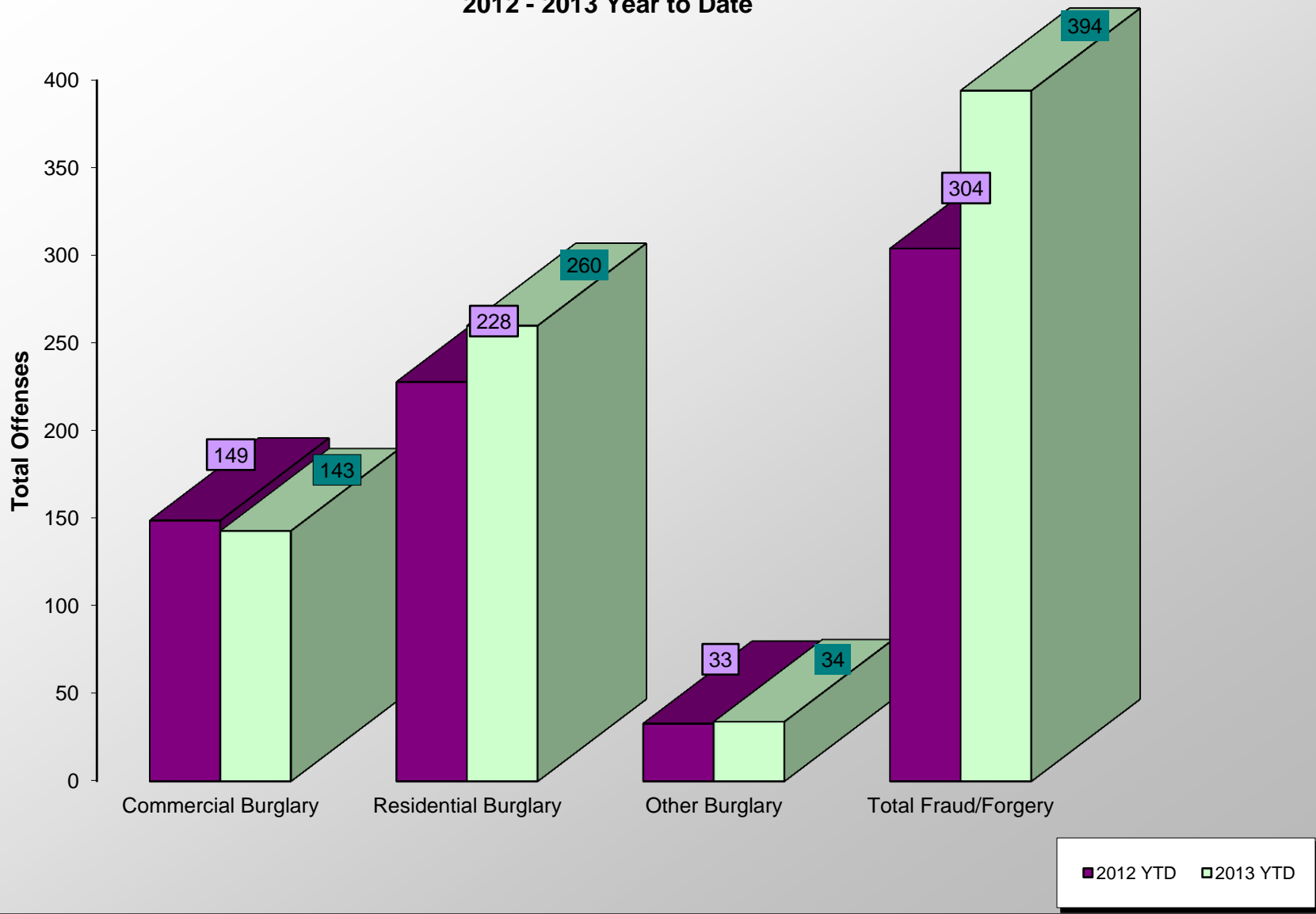
ACCIDENT COMPARISON 2012 - 2013 Year to Date



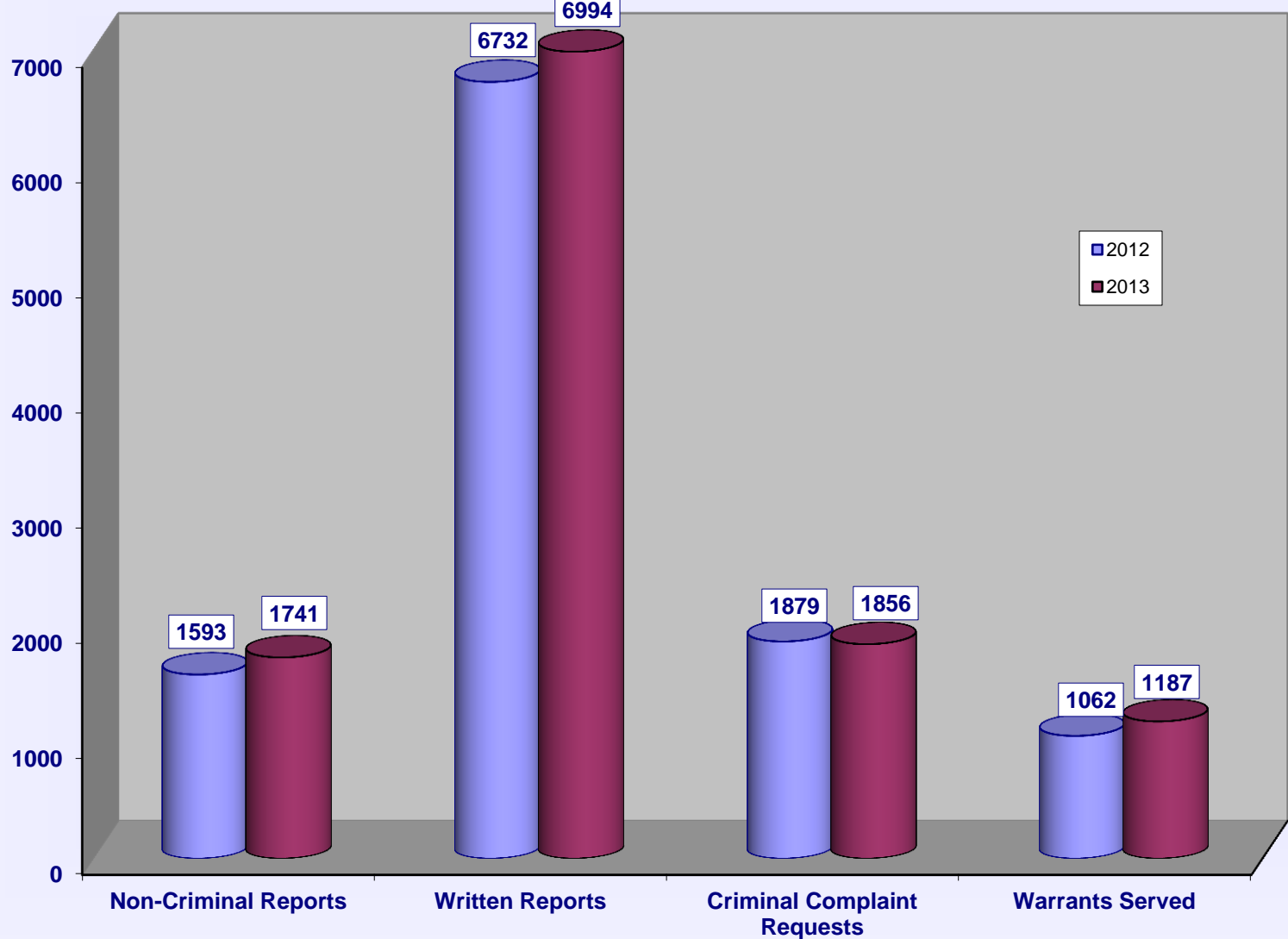
VEHICLE THEFTS



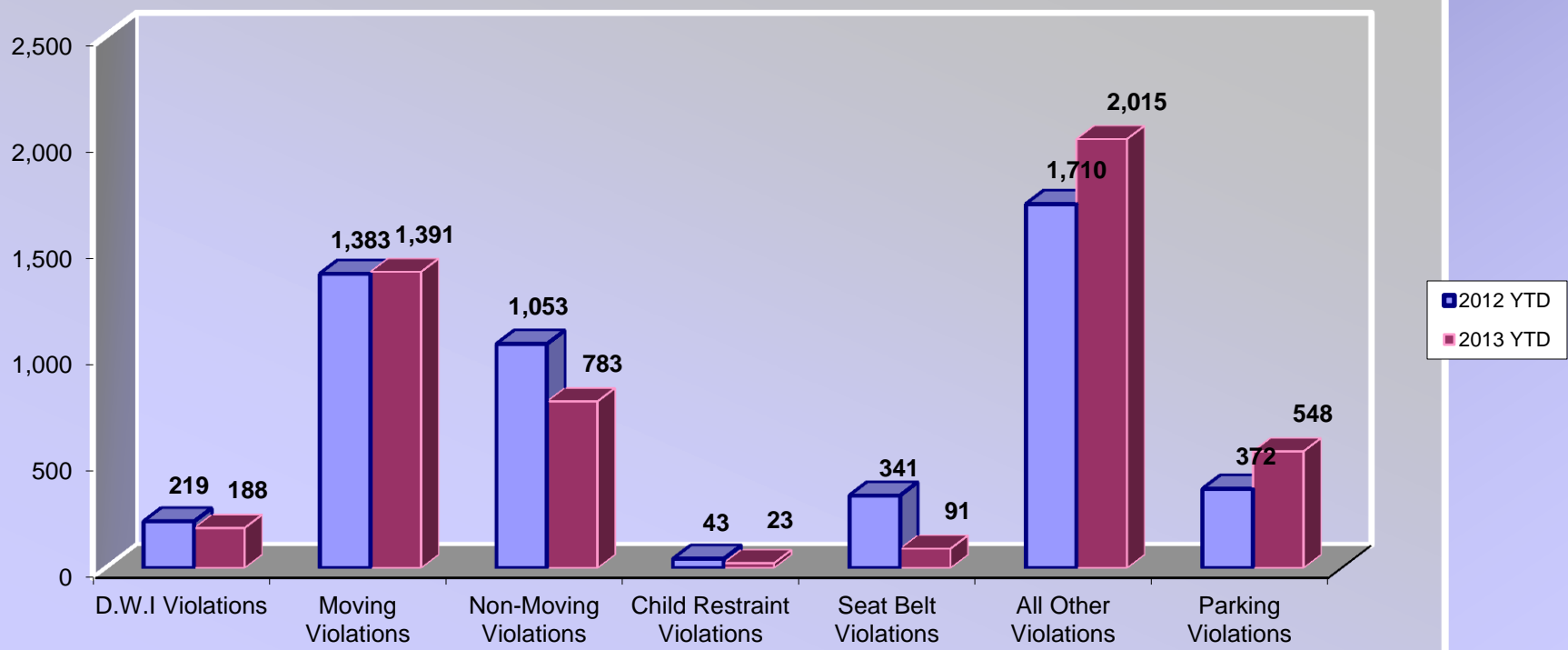
BURGLARIES 2012 - 2013 Year to Date



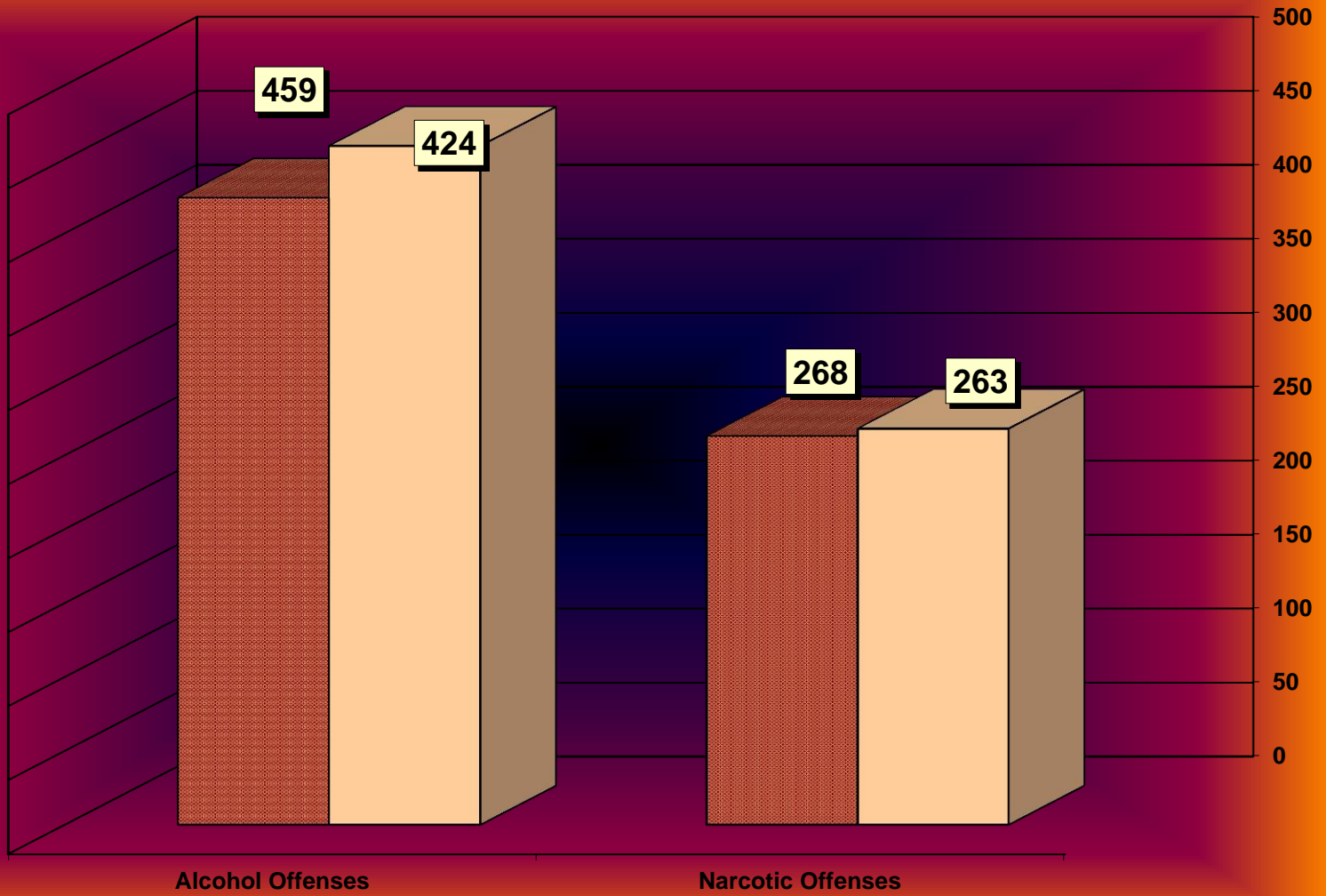
SERVICE & NON-SERVICE REQUESTS 2012 - 2013



TRAFFIC CITATIONS



NARCOTIC / ALCOHOL OFFENSES 2012 - 2013



□ 2012 ■ 2013

Department Actions

