

MANTECA POLICE DEPARTMENT
MONTHLY CRIME STATISTICS REPORT
DECEMBER 2013

Part One Crime Offenses	Current Month	This Month Last Year	% Change Month/Month 2013- 2012	2013 Cleared Offenses YTD	2013 Clearance RATE YTD	2013 Offenses YTD	2012 Offenses YTD	% Change YTD/YTD 2013 - 2012	2012 Cleared Offenses YTD	2012 Clearance RATE YTD
Homicide	0	0	0.00%	0	0%	0	0	0.00%	0	0%
Rape/Unlawful Interc	0	0	0.00%	5	38%	13	20	-35.00%	7	35%
Robbery	7	12	-41.67%	21	27%	79	83	-4.82%	21	25%
Aggravated Assault	4	12	-66.67%	47	52%	90	111	-18.92%	49	44%
Commercial Burglary	26	12	116.67%	21	12%	169	161	4.97%	43	27%
Residential Burglary	23	31	-25.81%	27	10%	283	259	9.27%	21	8%
Other Burglary	3	2	50.00%	1	3%	37	35	5.71%	3	9%
Auto Burglary	42	64	-34.38%	20	4%	475	562	-15.48%	15	3%
Grand Theft	17	9	88.89%	17	10%	173	129	34.11%	17	13%
Vehicle Theft	30	32	-6.25%	35	11%	327	384	-14.84%	28	7%
Arson	0	1	-100.00%	2	9%	22	20	10.00%	2	10%
All Other Felonies	35	34	2.94%	349	75%	466	491	-5.09%	386	79%
Total Felonies	187	209	-10.53%	545	26%	2134	2255	-5.37%	592	26%
Total Burglaries	94	109	-13.76%	69	7%	964	1017	-5.21%	82	8%
Misdemeanor Offenses	Current Month	This Month Last Year	% Change Month/Month 2013 - 2012	2013 Cleared Offenses YTD	2013 Clearance RATE YTD	2013 Offenses YTD	2012 Offenses YTD	% Change YTD/YTD 2013 - 2012	2012 Cleared Offenses YTD	2012 Clearance RATE YTD
Misdemeanor Thefts	82	117	-29.91%	430	35%	1235	1154	7.02%	420	36%
All Other Misdemeanors	147	192	-23.44%	1486	65%	2298	2240	2.59%	1540	69%
Total Misdemeanors	229	309	-25.89%	1916	54%	3533	3394	4.10%	1960	58%
Miscellaneous Offenses	Current Month	This Month Last Year	% Change Month/Month 2013 - 2012	2013 Cleared Offenses YTD	2013 Clearance RATE YTD	2013 Offenses YTD	2012 Offenses YTD	% Change YTD/YTD 2013 - 2012	2012 Cleared Offenses YTD	2012 Clearance RATE YTD
Total Narcotic Offenses	20	22	-9.09%	278	98%	283	290	-2.41%	295	102%
Total Alcohol Offenses	29	47	-38.30%	444	98%	453	506	-10.47%	489	97%
Total Domestic Violence	29	16	81.25%	289	88%	329	347	-5.19%	286	82%
Total Fraud/Forgery	27	42	-35.71%	47	11%	421	346	21.68%	70	20%
Total Vehicle Abatements	0	1	-100.00%	12	100%	12	6	100.00%	4	67%
	105	128	-17.97%	1070	71%	1498	1495	0.20%	1144	77%
*N.C. - not calculable	*N/C - no change									
Chief										
						0				

MANTECA POLICE DEPARTMENT
MONTHLY CRIME STATISTICS REPORT
DECEMBER 2013

Non-Criminal Reports & Services	Current Month	2013 YTD	2012 YTD	% Change YTD/YTD 2013 - 2012
Non-Criminal Reports	119	1860	1763	5.50%
Service Requests	2546	34357	33348	3.03%
Written Reports	537	7531	7420	1.50%
Criminal Complaint Requests	155	2011	2039	-1.37%
Warrants Served	71	1258	1186	6.07%

Property Value	Current Month	2013 YTD	2012 YTD	% Change YTD/YTD 2013 - 2012
Property Stolen	\$507,177.00	\$4,833,656.00	\$4,591,788.00	5.27%
Property Recovered	\$202,761.00	\$1,987,544.00	\$1,526,769.00	30.18%
% Property Value Recovered	39.98%	41.12%	33.25%	23.67%

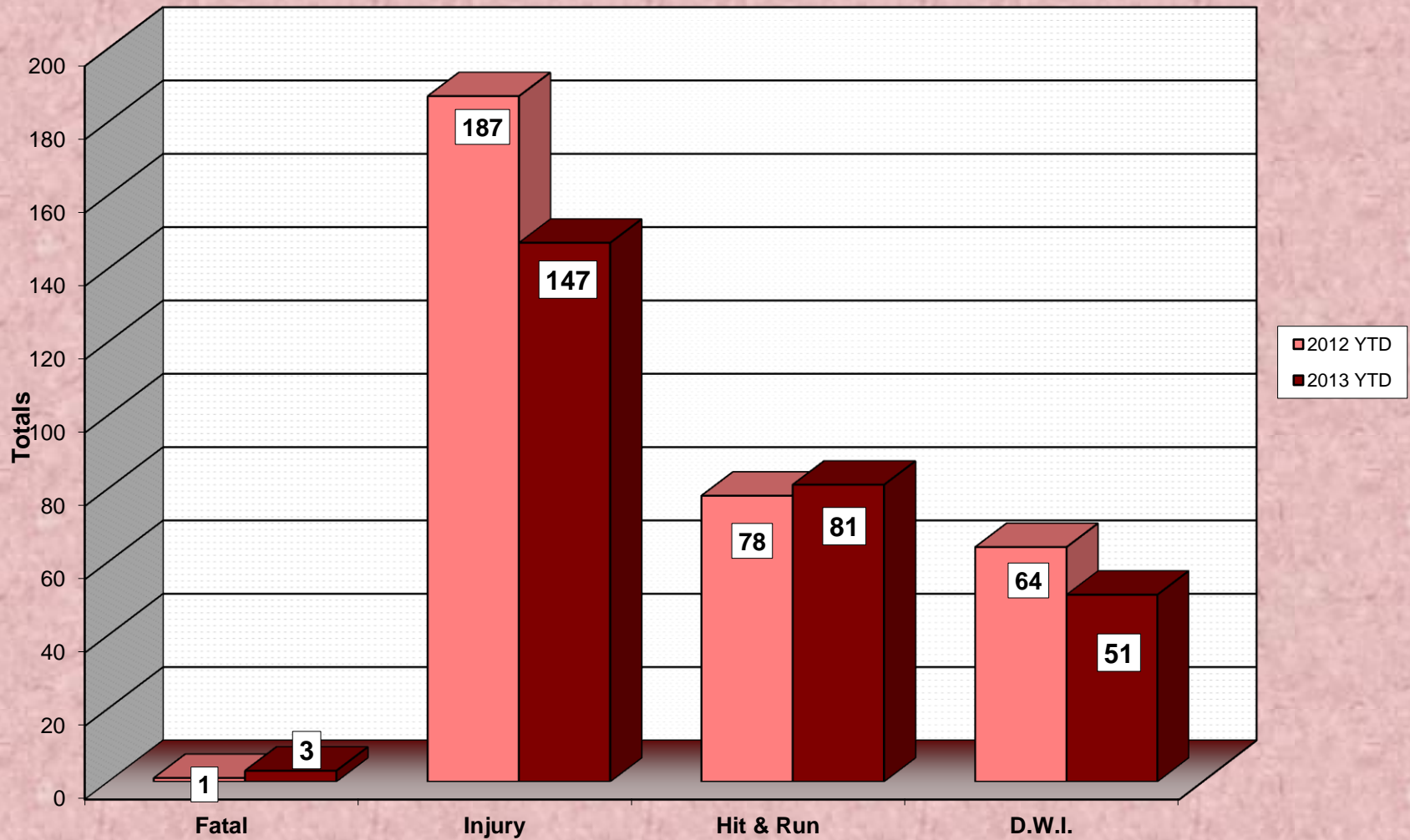
Accidents	Current Month	2013 YTD	2012 YTD	% Change YTD/YTD 2013 - 2012
Total Accidents	63	736	674	9.20%
Property Damage Only	51	585	483	21.12%
Fatal	0	3	1	200.00%
Injury	11	147	187	-21.39%
Hit & Run	11	81	78	3.85%
D.W.I.	5	51	64	-20.31%

Arrests	Current Month	2013 YTD	2012 YTD	% Change YTD/YTD 2013 - 2012
Adult Arrests	176	2596	2585	0.43%
Juvenile Arrests	7	183	186	-1.61%
Total Arrests	183	2779	2771	0.29%

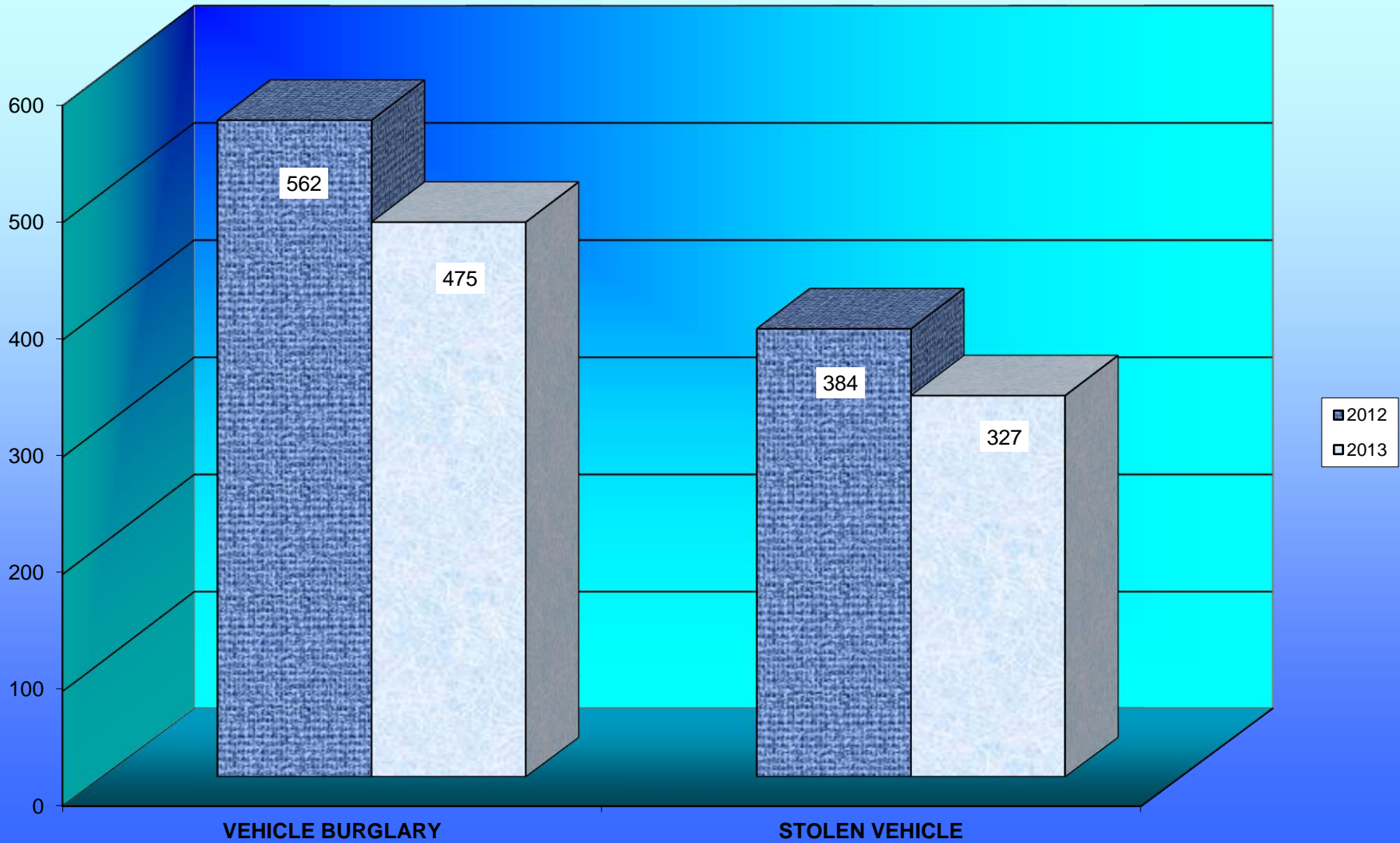
Citations	Current Month	2013 YTD	2012 YTD	% Change YTD/YTD 2013 - 2012
Total Citation Violations	287	4,868	4,914	-0.94%
D.W.I Violations	6	194	236	-17.80%
Moving Violations	73	1,464	1,533	-4.50%
Non-Moving Violations	14	797	1,102	-27.68%
Child Restraint Violations	2	25	46	-45.65%
Seat Belt Violations	0	91	349	-73.93%
All Other Violations	177	2,192	1,837	19.32%
Parking Violations	24	572	408	40.20%

Department Actions	Current Month	2013 YTD	2012 YTD	% Change YTD/YTD 2013 - 2012
Pursuits	1	16	23	-30.43%
Use of Force	1	41	27	51.85%

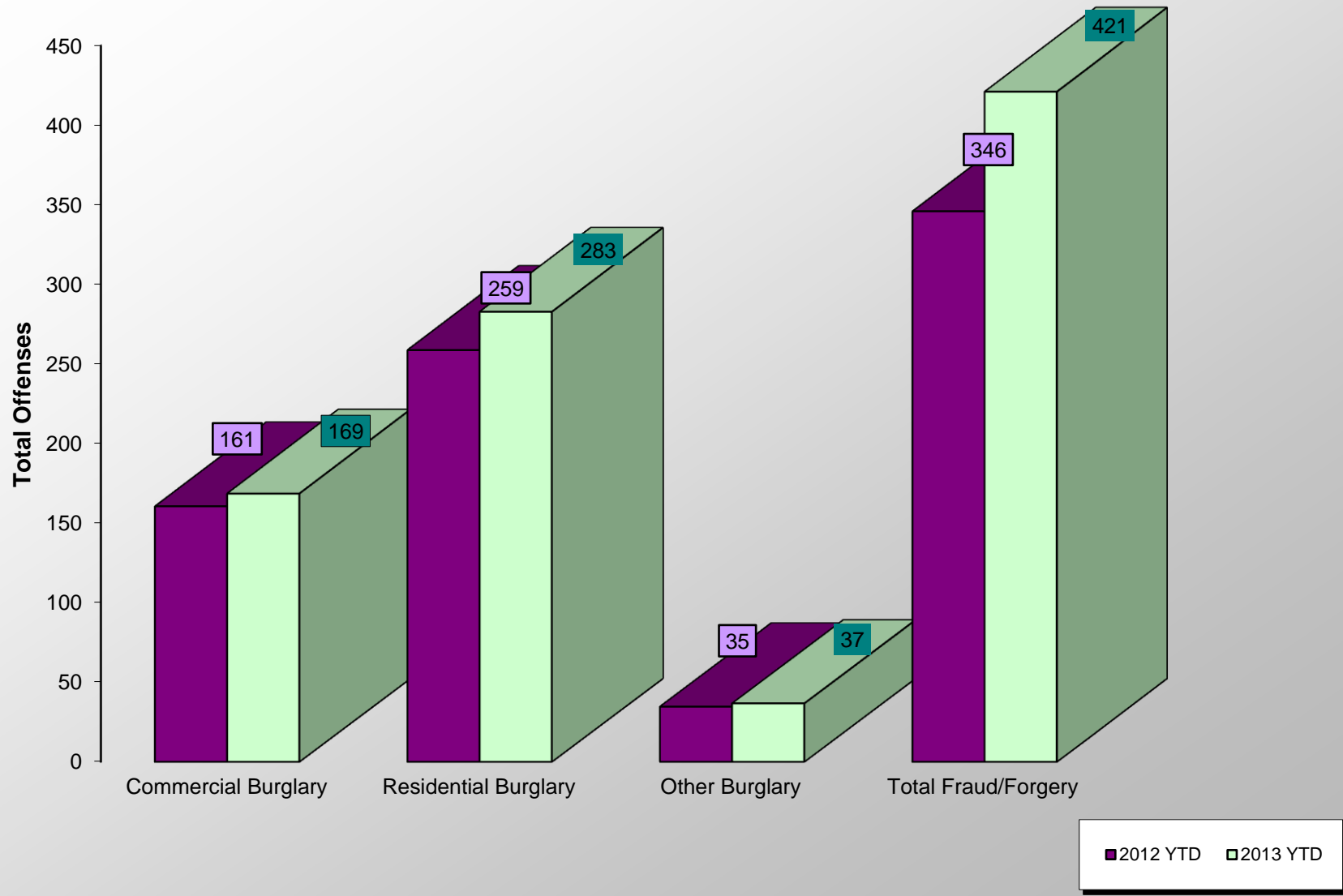
ACCIDENT COMPARISON 2012 - 2013 Year to Date



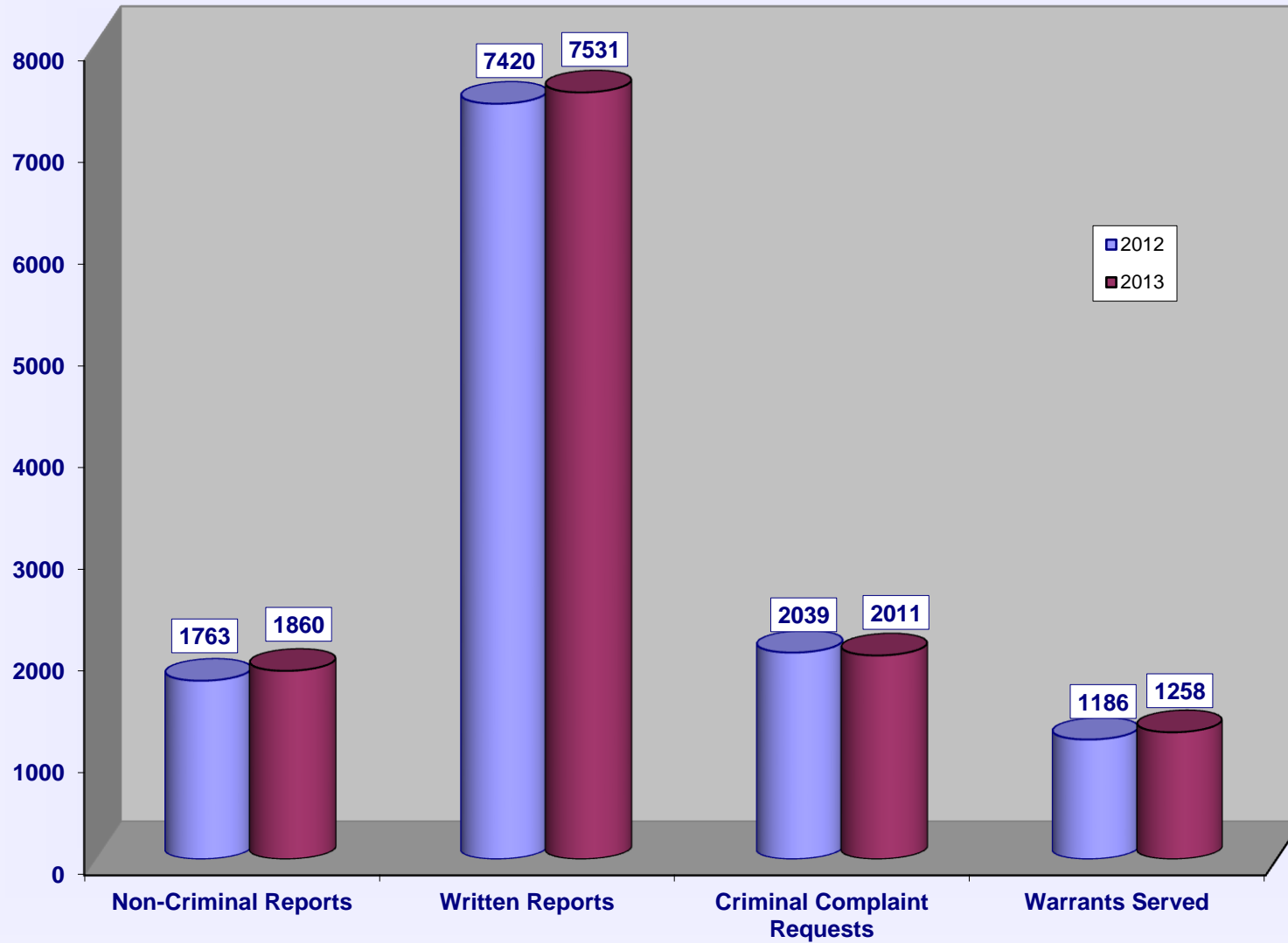
VEHICLE THEFTS



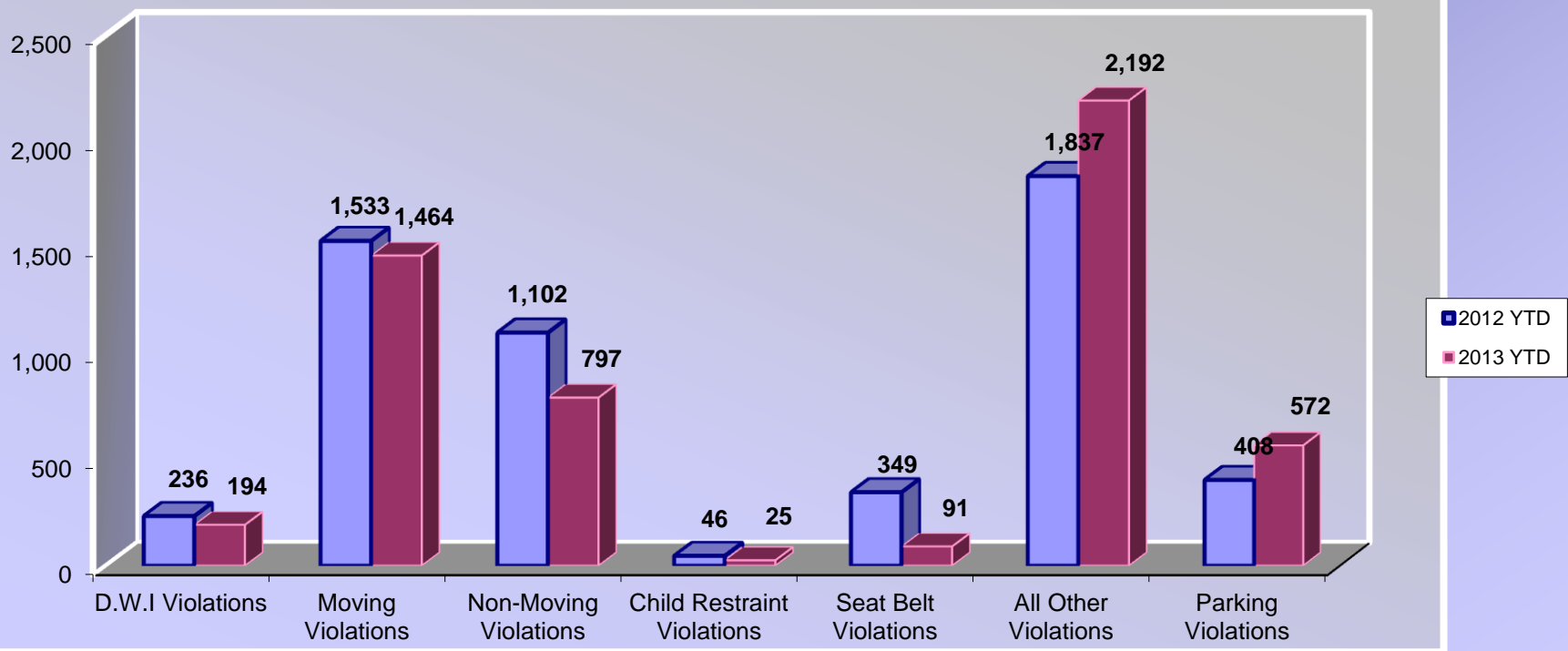
BURGLARIES 2012 - 2013 Year to Date



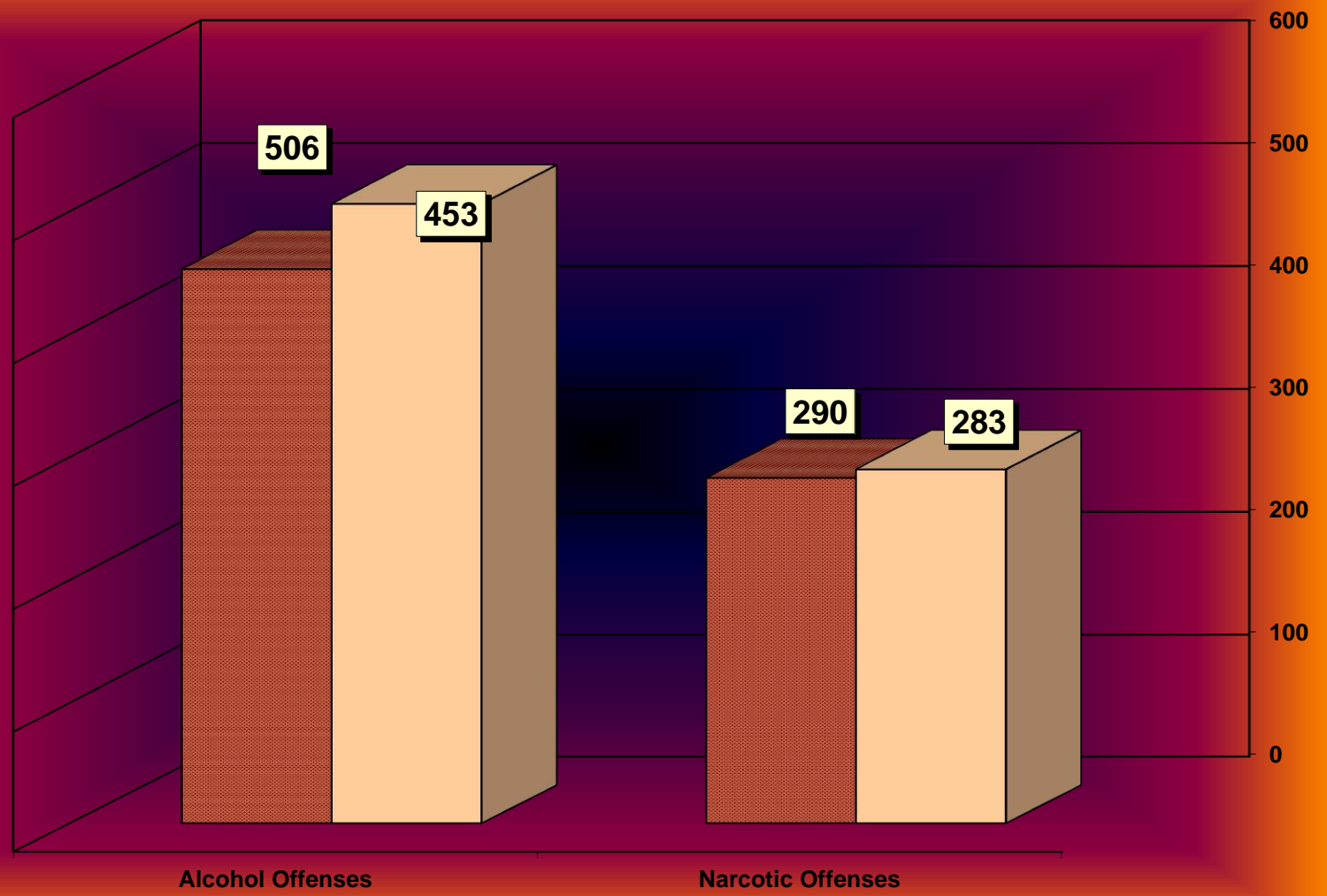
SERVICE & NON-SERVICE REQUESTS 2012 - 2013



TRAFFIC CITATIONS



NARCOTIC / ALCOHOL OFFENSES 2012 - 2013



□ 2012 ■ 2013

Department Actions

