

MANTECA POLICE DEPARTMENT
MONTHLY CRIME STATISTICS REPORT
MARCH 2014

Part One Crime Offenses	Current Month	This Month Last Year	% Change Month/Month 2014- 2013	2014 Cleared Offenses YTD	2014 Clearance RATE YTD	2014 Offenses YTD	2013 Offenses YTD	% Change YTD/YTD 2014 - 2013	2013 Cleared Offenses YTD	2013 Clearance RATE YTD
Homicide	1	0	N.C.	1	50%	2	0	N.C.	0	N.C.
Rape/Unlawful Interc	1	3	-66.67%	0	0%	3	4	-25.00%	2	50%
Robbery	8	5	60.00%	7	25%	28	16	75.00%	5	31%
Aggravated Assault	6	7	-14.29%	8	40%	20	18	11.11%	7	39%
Commercial Burglary	8	12	-33.33%	2	7%	30	24	25.00%	7	29%
Residential Burglary	19	37	-48.65%	3	7%	43	95	-54.74%	9	9%
Other Burglary	2	1	100.00%	0	0%	7	13	-46.15%	1	8%
Auto Burglary	38	37	2.70%	4	4%	106	142	-25.35%	8	6%
Grand Theft	16	14	14.29%	2	5%	39	49	-20.41%	8	16%
Vehicle Theft	9	32	-71.88%	14	17%	82	97	-15.46%	9	9%
Arson	1	5	-80.00%	1	25%	4	14	-71.43%	1	7%
All Other Felonies	39	38	2.63%	89	83%	107	121	-11.57%	96	79%
Total Felonies	148	191	-22.51%	131	28%	471	593	-20.57%	153	26%
Total Burglaries	67	87	-22.99%	9	5%	186	274	-32.12%	25	9%
Misdemeanor Offenses	Current Month	This Month Last Year	% Change Month/Month 2014 - 2013	2014 Cleared Offenses YTD	2014 Clearance RATE YTD	2014 Offenses YTD	2013 Offenses YTD	% Change YTD/YTD 2014 - 2013	2013 Cleared Offenses YTD	2013 Clearance RATE YTD
Misdemeanor Thefts	91	117	-22.22%	106	37%	287	337	-14.84%	123	36%
All Other Misdemeanors	208	232	-10.34%	346	58%	596	582	2.41%	380	65%
Total Misdemeanors	299	349	-14.33%	452	51%	883	919	-3.92%	503	55%
Miscellaneous Offenses	Current Month	This Month Last Year	% Change Month/Month 2014 - 2013	2014 Cleared Offenses YTD	2014 Clearance RATE YTD	2014 Offenses YTD	2013 Offenses YTD	% Change YTD/YTD 2014 - 2013	2013 Cleared Offenses YTD	2013 Clearance RATE YTD
Total Narcotic Offenses	29	29	0.00%	69	91%	76	83	-8.43%	80	96%
Total Alcohol Offenses	36	53	-32.08%	84	93%	90	130	-30.77%	128	98%
Total Domestic Violence	22	30	-26.67%	57	89%	64	65	-1.54%	53	82%
Total Fraud/Forgery	47	28	67.86%	16	10%	158	78	102.56%	8	10%
Total Vehicle Abatements	3	0	N.C.	5	71%	7	2	250.00%	3	150%
	137	140	-2.14%	231	58%	395	358	10.34%	272	76%
*N.C. - not calculable	*N/C - no change									
Chief _____										
						0				

MANTECA POLICE DEPARTMENT
MONTHLY CRIME STATISTICS REPORT
MARCH 2014

Non-Criminal Reports & Services	Current Month	2014 YTD	2013 YTD	% Change YTD/YTD 2014 - 2013
Non-Criminal Reports	128	450	464	-3.02%
Service Requests	2761	7833	8171	-4.14%
Written Reports	575	1802	1976	-8.81%
Criminal Complaint Requests	134	444	525	-15.43%
Warrants Served	116	321	276	16.30%

Property Value	Current Month	2014 YTD	2013 YTD	% Change YTD/YTD 2014 - 2013
Property Stolen	\$289,610.00	\$1,047,578.00	\$1,312,343.00	-20.17%
Property Recovered	\$139,130.00	\$522,922.00	\$646,739.00	-19.14%
% Property Value Recovered	48.04%	49.92%	49.28%	1.29%

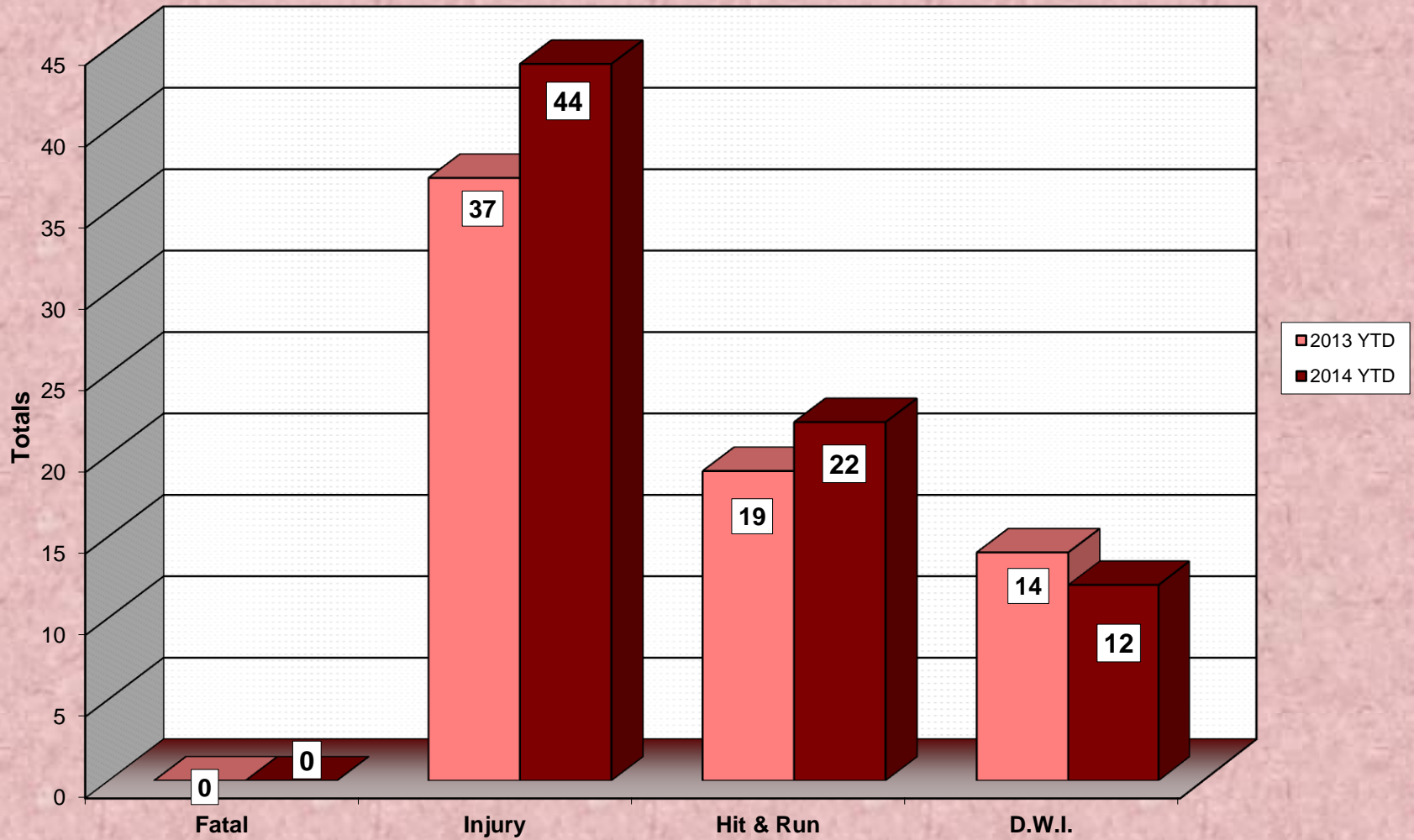
Accidents	Current Month	2014 YTD	2013 YTD	% Change YTD/YTD 2014 - 2013
Total Accidents	65	207	160	29.38%
Property Damage Only	51	163	123	32.52%
Fatal	0	0	0	N/C
Injury	14	44	37	18.92%
Hit & Run	8	22	19	15.79%
D.W.I.	5	12	14	-14.29%

Arrests	Current Month	2014 YTD	2013 YTD	% Change YTD/YTD 2014 - 2013
Adult Arrests	206	564	631	-10.62%
Juvenile Arrests	14	39	52	-25.00%
Total Arrests	220	603	683	-11.71%

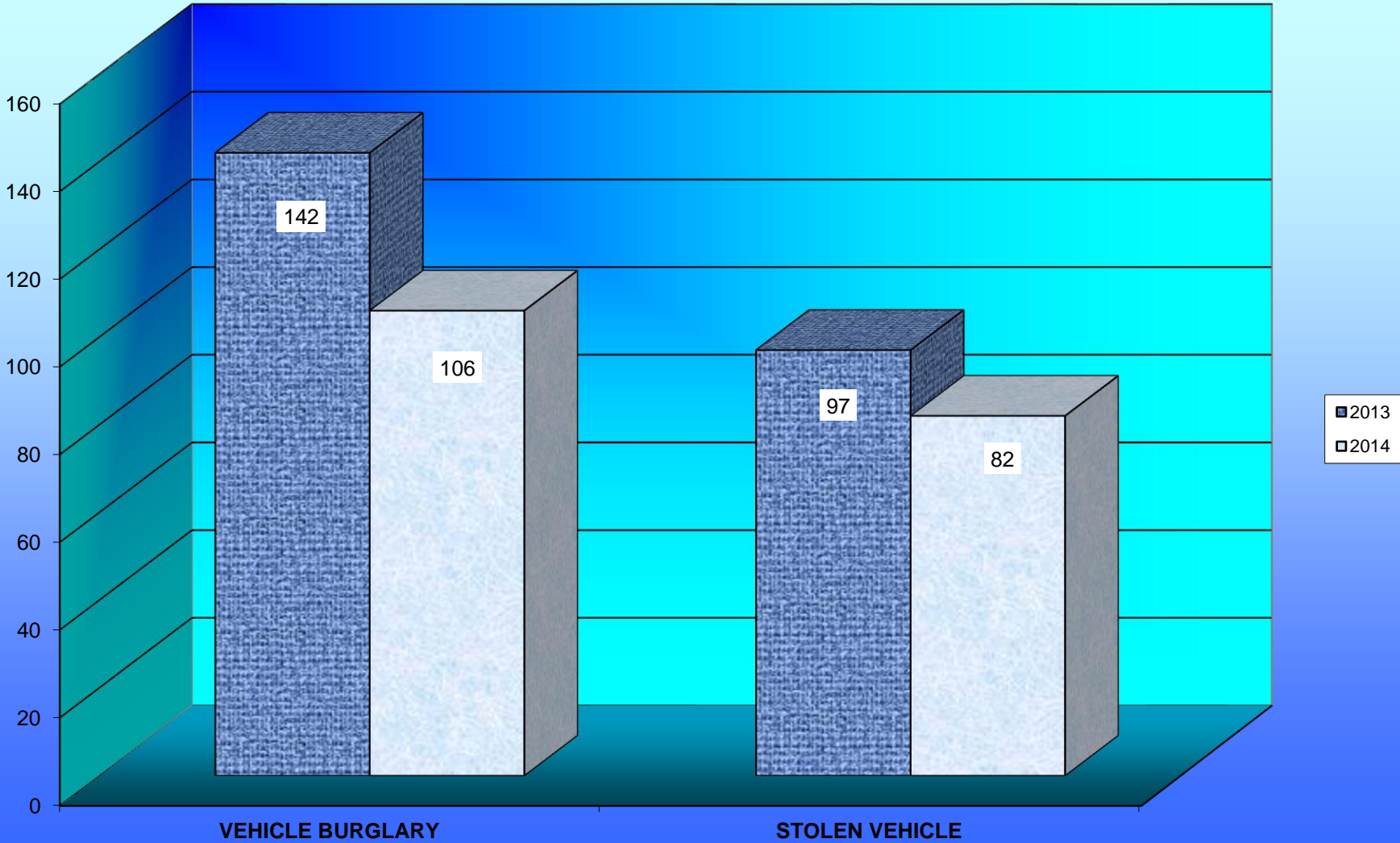
Citations	Current Month	2014 YTD	2013 YTD	% Change YTD/YTD 2014 - 2013
Total Citation Violations	471	1,119	1,422	-21.31%
D.W.I Violations	16	34	68	-50.00%
Moving Violations	74	223	438	-49.09%
Non-Moving Violations	72	179	277	-35.38%
Child Restraint Violations	0	2	6	-66.67%
Seat Belt Violations	6	26	29	-10.34%
All Other Violations	201	570	603	-5.47%
Parking Violations	41	116	100	16.00%

Department Actions	Current Month	2014 YTD	2013 YTD	% Change YTD/YTD 2014 - 2013
Pursuits	1	10	6	66.67%
Use of Force	3	14	10	40.00%

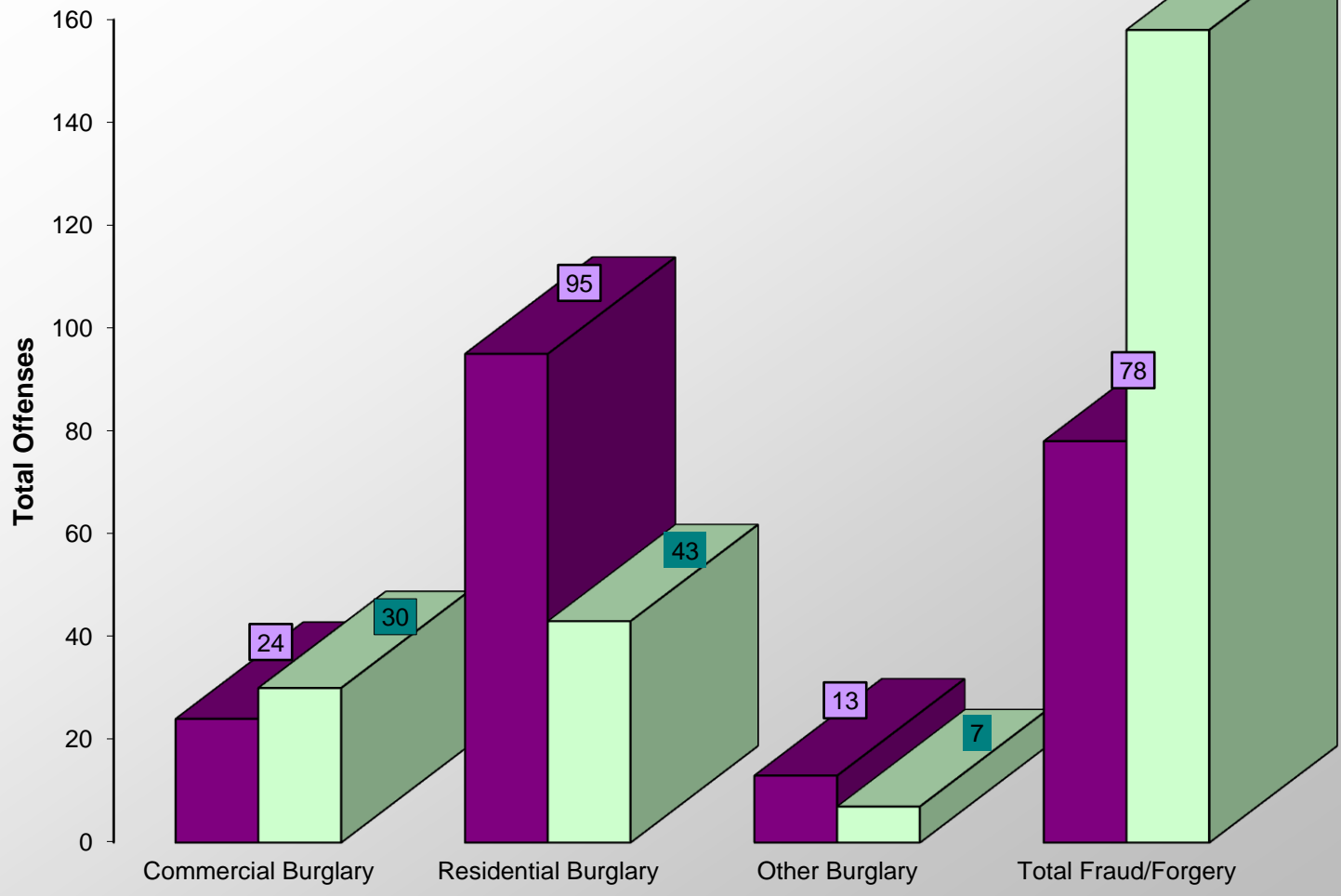
ACCIDENT COMPARISON 2013 - 2014 Year to Date



VEHICLE THEFTS

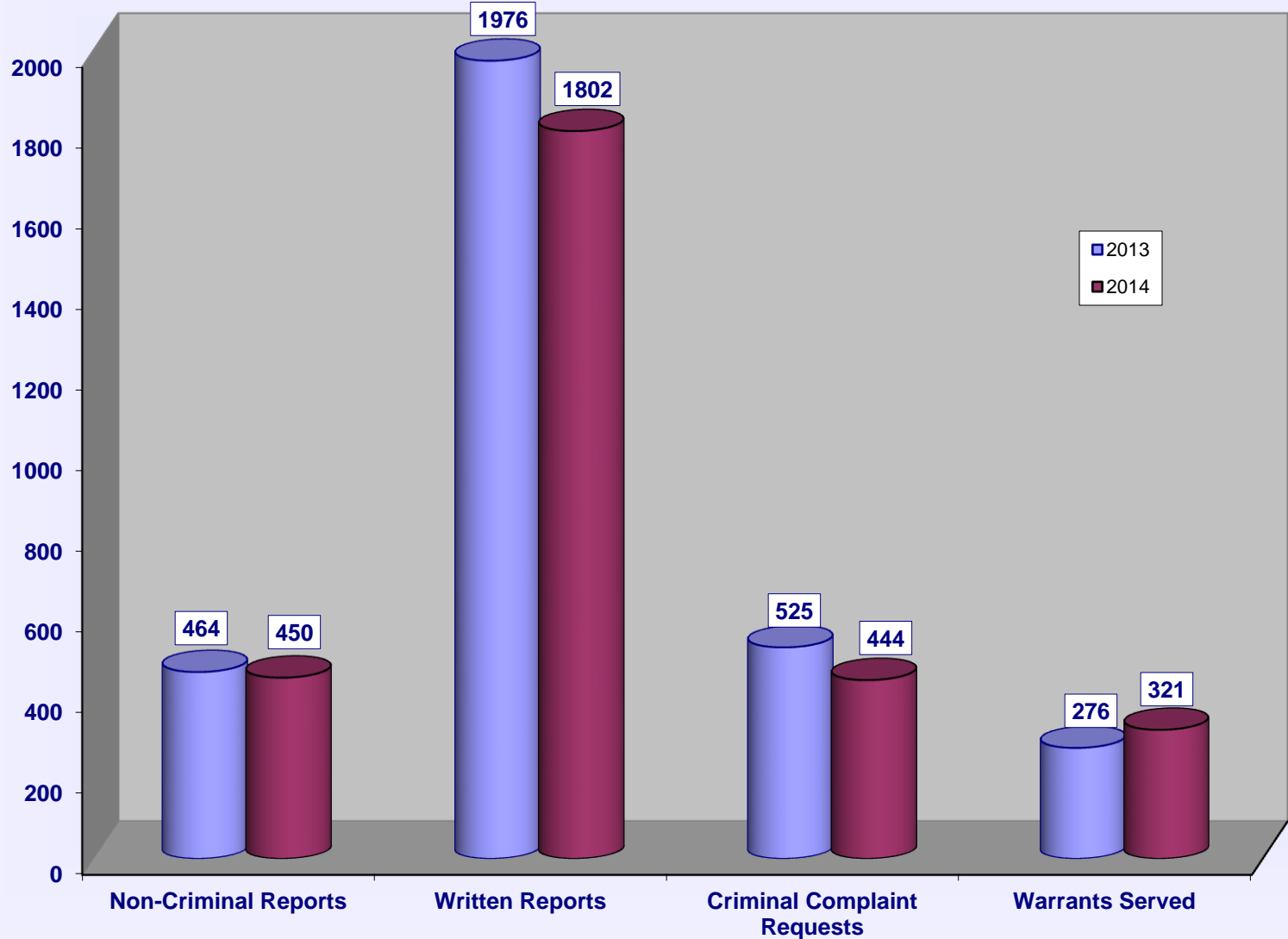


BURGLARIES 2013 - 2014 Year to Date

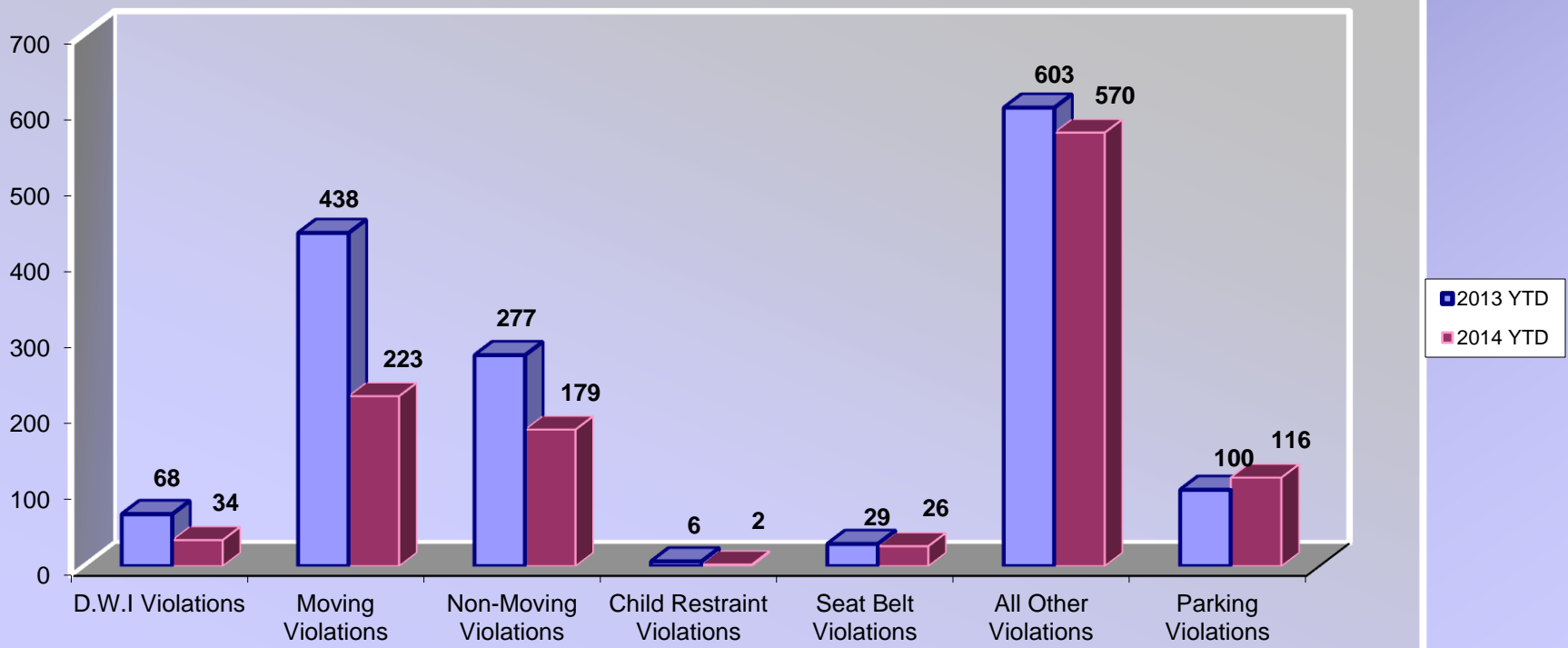


■ 2013 YTD ■ 2014 YTD

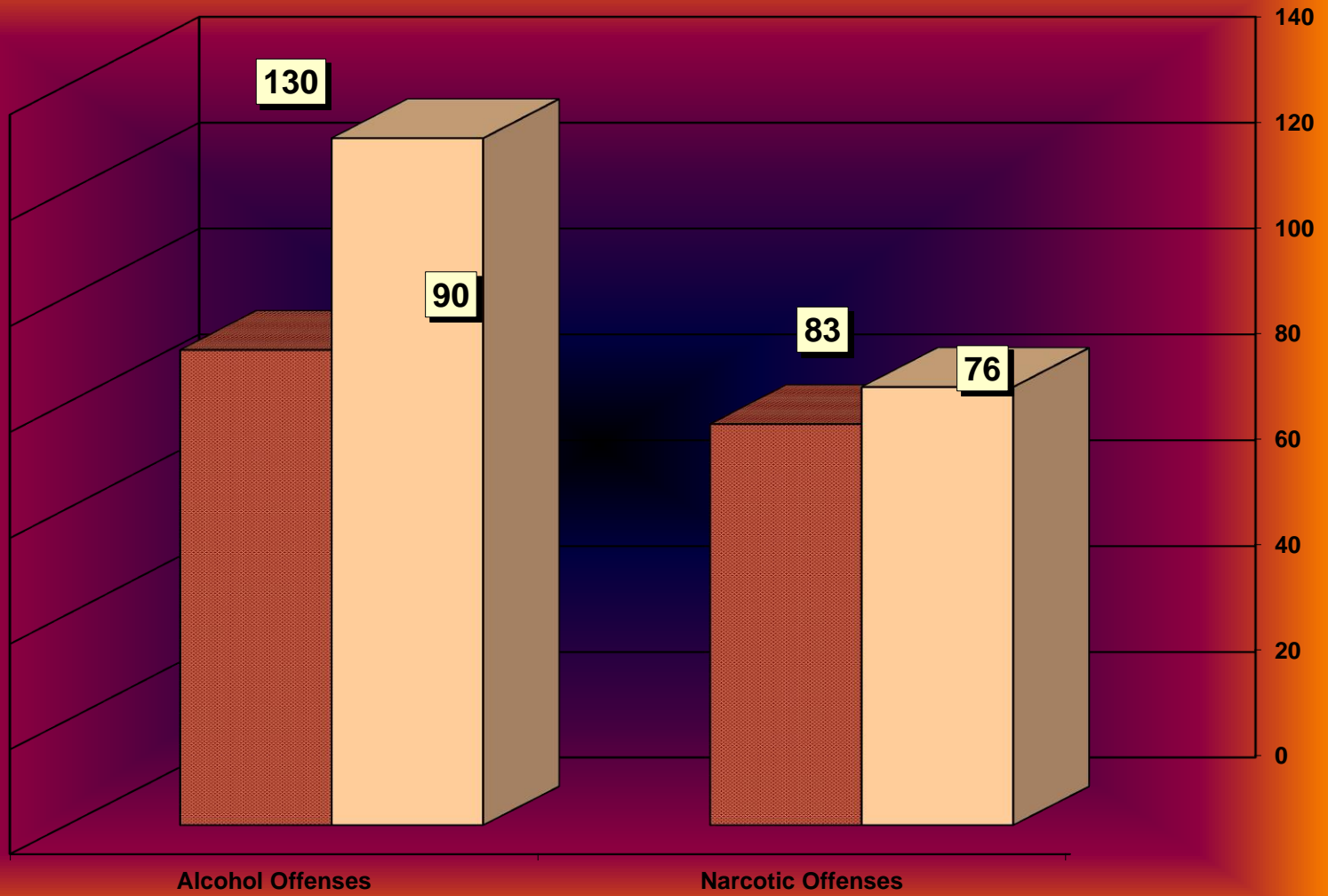
SERVICE & NON-SERVICE REQUESTS 2013 - 2014



TRAFFIC CITATIONS



NARCOTIC / ALCOHOL OFFENSES 2013 - 2014



□ 2013

■ 2014

Department Actions

