

MANTECA POLICE DEPARTMENT
MONTHLY CRIME STATISTICS REPORT
APRIL 2014

Part One Crime Offenses	Current Month	This Month Last Year	% Change Month/Month 2014- 2013	2014 Cleared Offenses YTD	2014 Clearance RATE YTD	2014 Offenses YTD	2013 Offenses YTD	% Change YTD/YTD 2014 - 2013	2013 Cleared Offenses YTD	2013 Clearance RATE YTD
Homicide	0	0	N/C	1	50%	2	0	N.C.	0	N.C.
Rape/Unlawful Interc	1	1	0.00%	0	0%	4	5	-20.00%	3	60%
Robbery	4	8	-50.00%	9	28%	32	24	33.33%	6	25%
Aggravated Assault	8	7	14.29%	11	39%	28	25	12.00%	14	56%
Commercial Burglary	6	10	-40.00%	2	6%	36	34	5.88%	10	29%
Residential Burglary	16	37	-56.76%	3	5%	59	132	-55.30%	13	10%
Other Burglary	1	4	-75.00%	1	13%	8	17	-52.94%	1	6%
Auto Burglary	46	25	84.00%	5	3%	152	167	-8.98%	10	6%
Grand Theft	14	14	0.00%	2	4%	53	63	-15.87%	9	14%
Vehicle Theft	33	27	22.22%	19	17%	115	124	-7.26%	11	9%
Arson	0	0	N/C	1	25%	4	14	-71.43%	1	7%
All Other Felonies	36	43	-16.28%	115	80%	143	164	-12.80%	132	80%
Total Felonies	165	176	-6.25%	169	27%	636	769	-17.30%	210	27%
Total Burglaries	69	76	-9.21%	11	4%	255	350	-27.14%	34	10%
Misdemeanor Offenses	Current Month	This Month Last Year	% Change Month/Month 2014 - 2013	2014 Cleared Offenses YTD	2014 Clearance RATE YTD	2014 Offenses YTD	2013 Offenses YTD	% Change YTD/YTD 2014 - 2013	2013 Cleared Offenses YTD	2013 Clearance RATE YTD
Misdemeanor Thefts	71	143	-50.35%	129	36%	358	480	-25.42%	172	36%
All Other Misdemeanors	178	223	-20.18%	471	61%	774	805	-3.85%	519	64%
Total Misdemeanors	249	366	-31.97%	600	53%	1132	1285	-11.91%	691	54%
Miscellaneous Offenses	Current Month	This Month Last Year	% Change Month/Month 2014 - 2013	2014 Cleared Offenses YTD	2014 Clearance RATE YTD	2014 Offenses YTD	2013 Offenses YTD	% Change YTD/YTD 2014 - 2013	2013 Cleared Offenses YTD	2013 Clearance RATE YTD
Total Narcotic Offenses	16	28	-42.86%	84	91%	92	111	-17.12%	109	98%
Total Alcohol Offenses	39	45	-13.33%	123	95%	129	175	-26.29%	169	97%
Total Domestic Violence	18	32	-43.75%	76	93%	82	97	-15.46%	76	78%
Total Fraud/Forgery	36	41	-12.20%	19	10%	194	119	63.03%	19	16%
Total Vehicle Abatements	1	0	N.C.	10	125%	8	2	300.00%	3	150%
	0	146	-100.00%	312	62%	505	504	0.20%	376	75%
*N.C. - not calculable	*N/C - no change									
Chief _____										
						0				

MANTECA POLICE DEPARTMENT
MONTHLY CRIME STATISTICS REPORT
APRIL 2014

Non-Criminal Reports & Services	Current Month	2014 YTD	2013 YTD	% Change YTD/YTD 2014 - 2013
Non-Criminal Reports	120	570	616	-7.47%
Service Requests	2699	10532	11065	-4.82%
Written Reports	535	2337	2670	-12.47%
Criminal Complaint Requests	146	590	741	-20.38%
Warrants Served	70	391	371	5.39%

Property Value	Current Month	2014 YTD	2013 YTD	% Change YTD/YTD 2014 - 2013
Property Stolen	\$256,470.00	\$1,304,048.00	\$1,660,521.00	-21.47%
Property Recovered	\$72,404.00	\$595,326.00	\$747,833.00	-20.39%
% Property Value Recovered	28.23%	45.65%	45.04%	1.37%

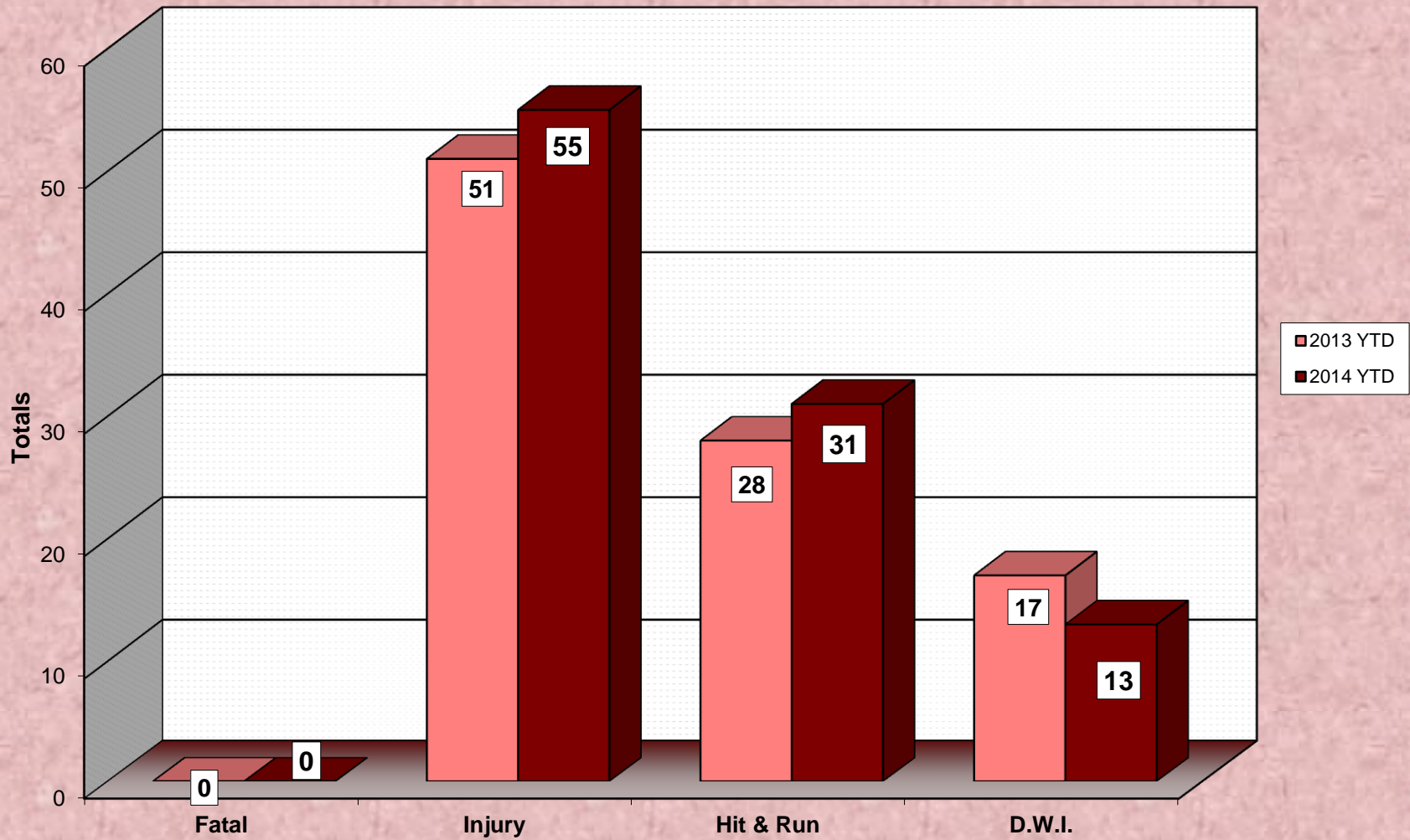
Accidents	Current Month	2014 YTD	2013 YTD	% Change YTD/YTD 2014 - 2013
Total Accidents	60	267	233	14.59%
Property Damage Only	49	212	182	16.48%
Fatal	0	0	0	N/C
Injury	11	55	51	7.84%
Hit & Run	9	31	28	10.71%
D.W.I.	1	13	17	-23.53%

Arrests	Current Month	2014 YTD	2013 YTD	% Change YTD/YTD 2014 - 2013
Adult Arrests	171	735	884	-16.86%
Juvenile Arrests	14	53	71	-25.35%
Total Arrests	185	788	955	-17.49%

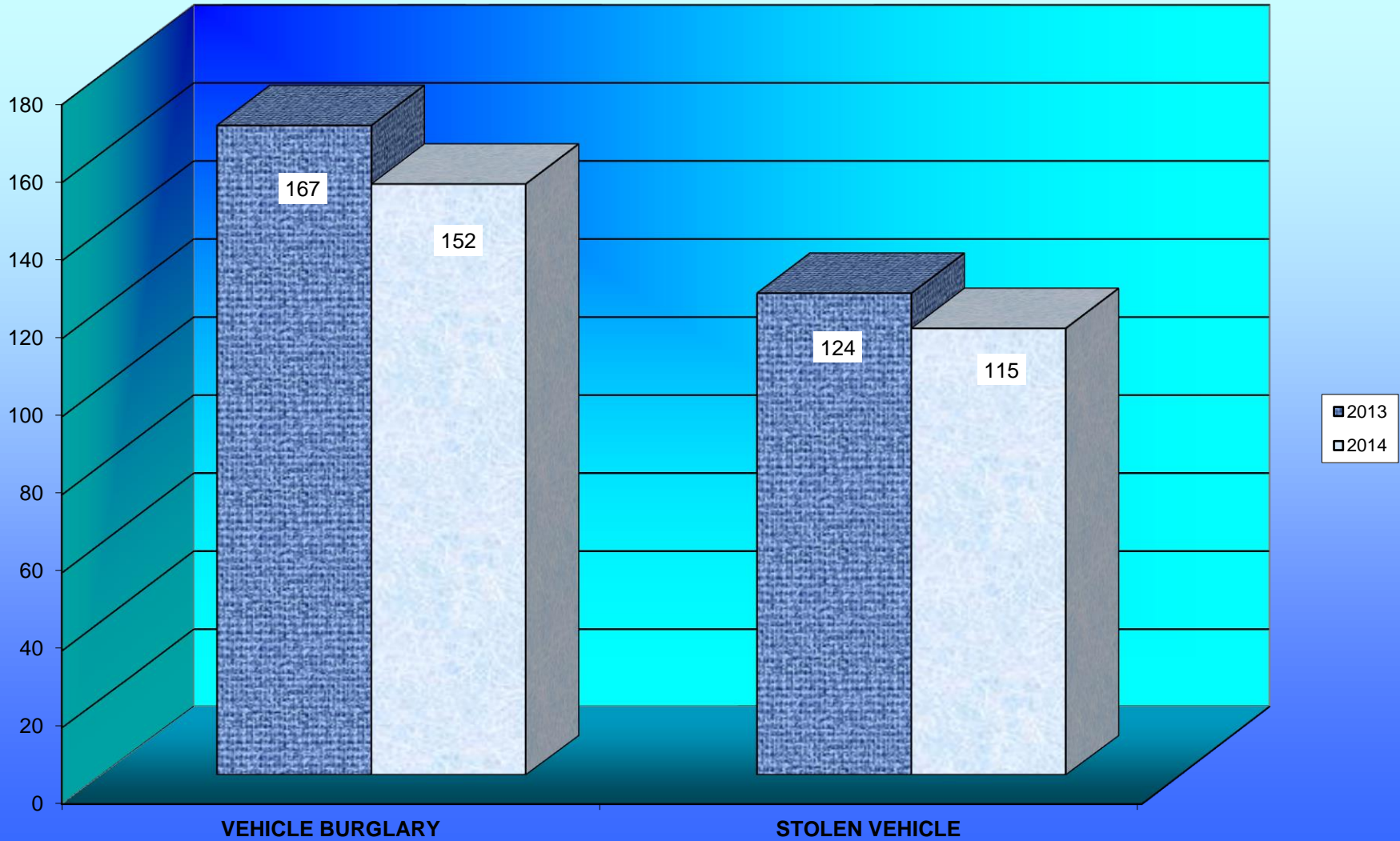
Citations	Current Month	2014 YTD	2013 YTD	% Change YTD/YTD 2014 - 2013
Total Citation Violations	519	1,638	1,852	-11.56%
D.W.I Violations	9	43	87	-50.57%
Moving Violations	166	389	547	-28.88%
Non-Moving Violations	79	258	347	-25.65%
Child Restraint Violations	4	6	7	-14.29%
Seat Belt Violations	26	52	35	48.57%
All Other Violations	167	737	821	-10.23%
Parking Violations	63	179	122	46.72%

Department Actions	Current Month	2014 YTD	2013 YTD	% Change YTD/YTD 2014 - 2013
Pursuits	1	11	10	10.00%
Use of Force	4	18	15	20.00%

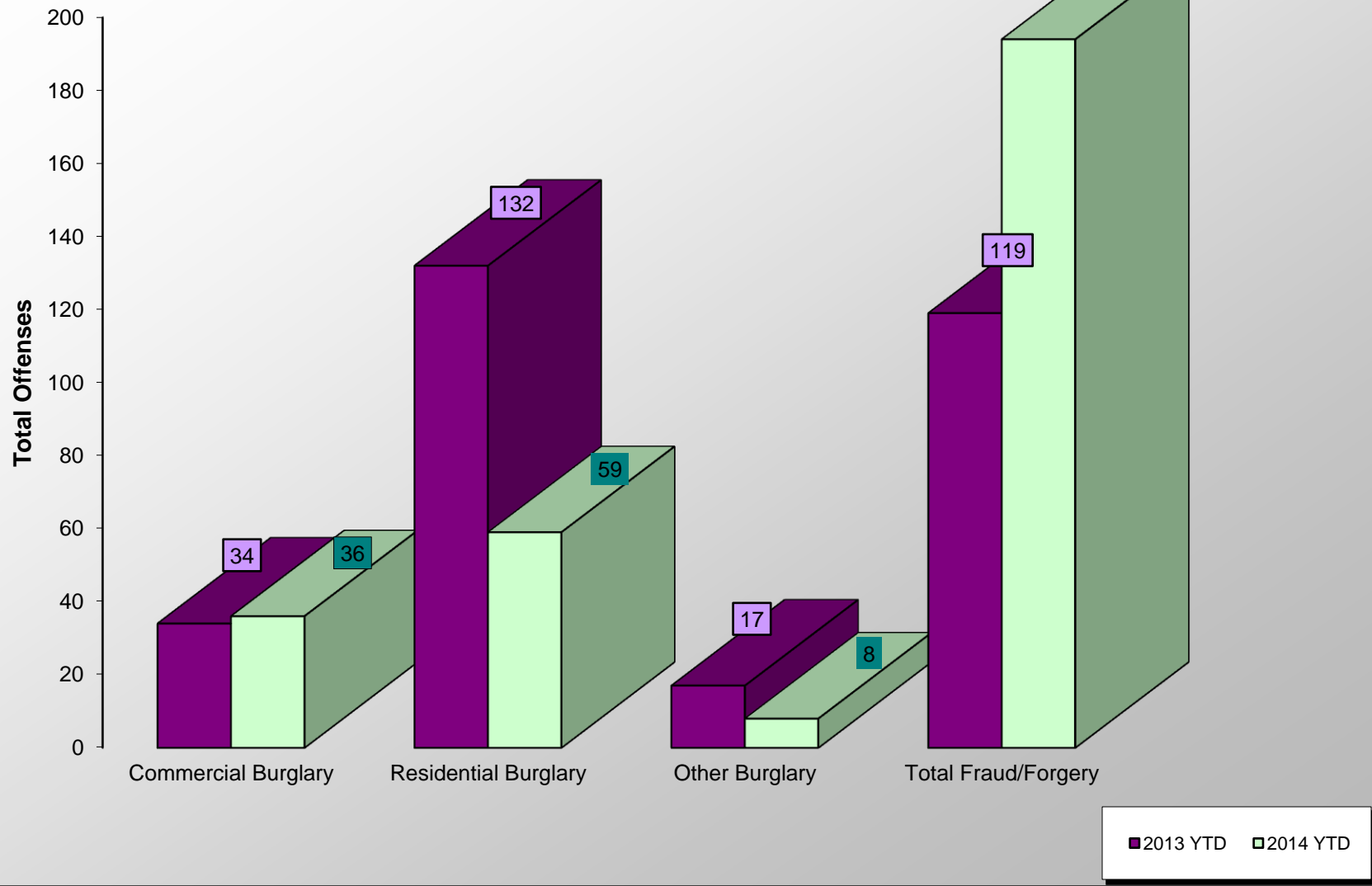
ACCIDENT COMPARISON 2013 - 2014 Year to Date



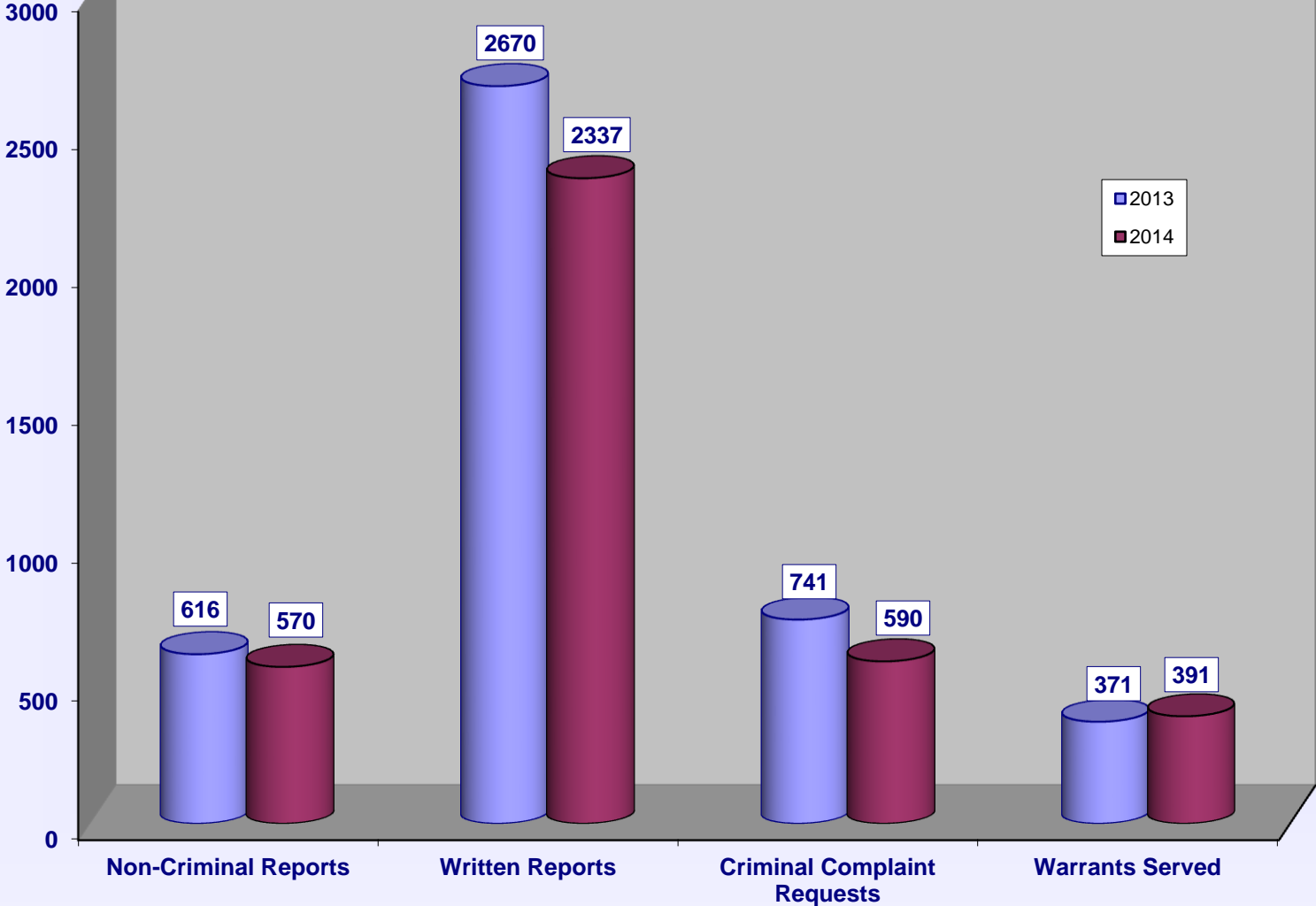
VEHICLE THEFTS



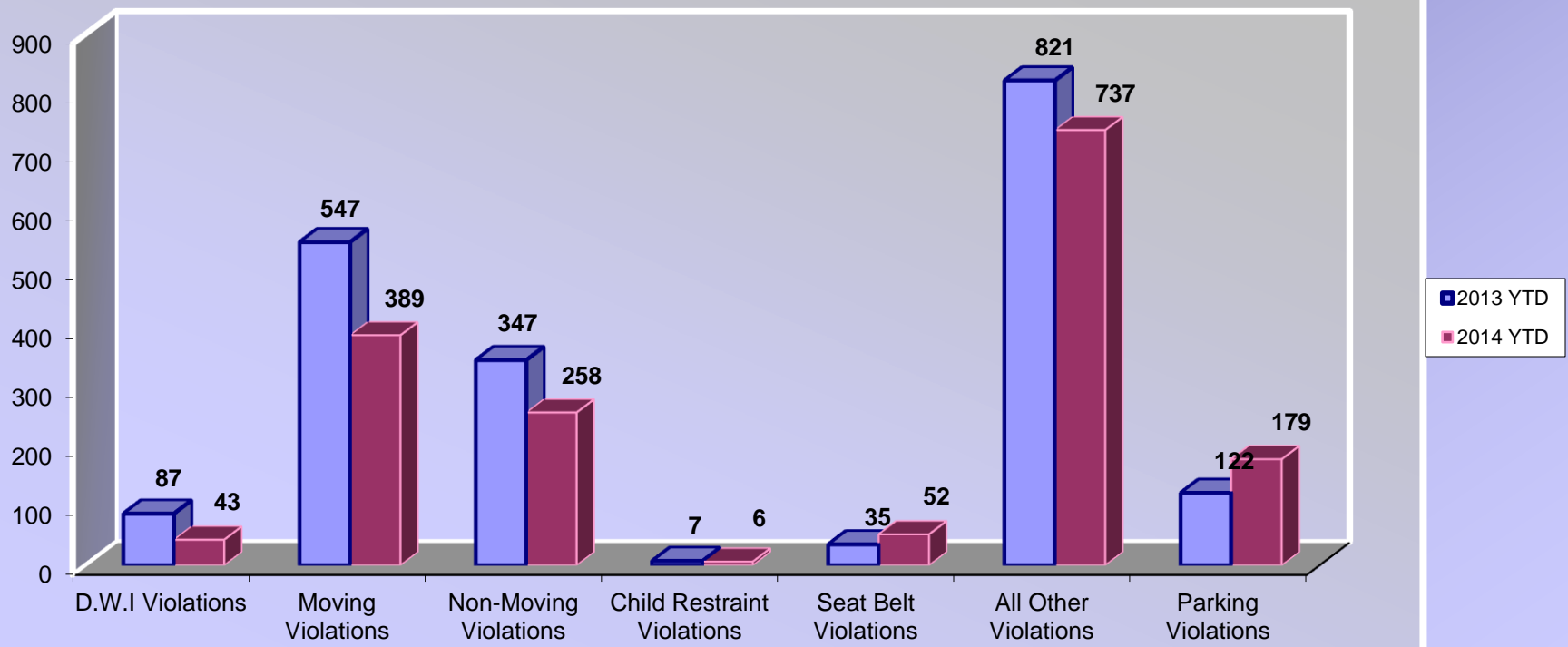
BURGLARIES 2013 - 2014 Year to Date



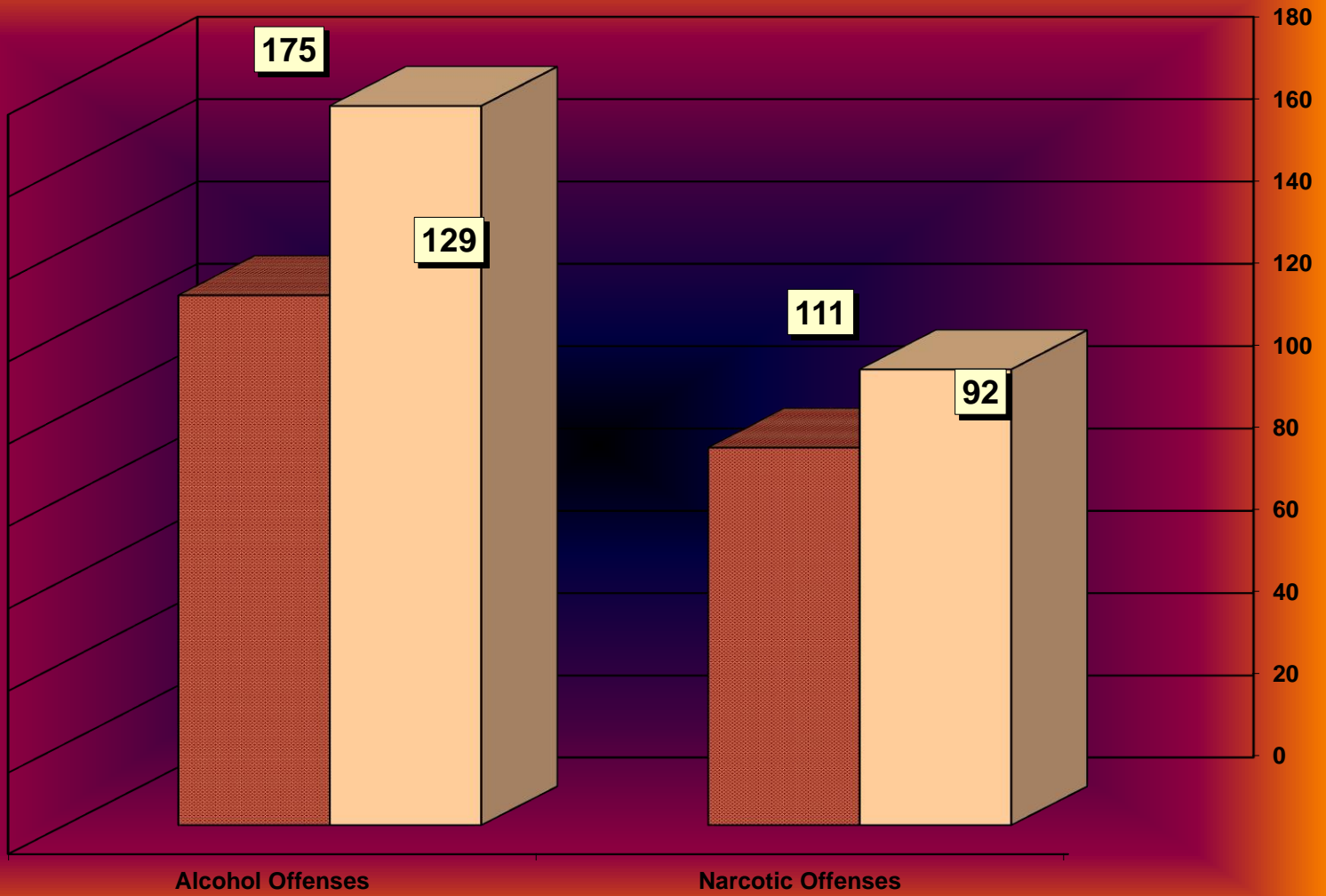
SERVICE & NON-SERVICE REQUESTS 2013 - 2014



TRAFFIC CITATIONS



NARCOTIC / ALCOHOL OFFENSES 2013 - 2014



□ 2013 ■ 2014

Department Actions

