

MANTECA POLICE DEPARTMENT
MONTHLY CRIME STATISTICS REPORT
MAY 2014

Part One Crime Offenses	Current Month	This Month Last Year	% Change Month/Month 2014- 2013	2014 Cleared Offenses YTD	2014 Clearance RATE YTD	2014 Offenses YTD	2013 Offenses YTD	% Change YTD/YTD 2014 - 2013	2013 Cleared Offenses YTD	2013 Clearance RATE YTD
Homicide	0	0	N/C	1	50%	2	0	N.C.	0	N.C.
Rape/Unlawful Interc	3	0	N.C.	2	29%	7	5	40.00%	3	60%
Robbery	6	5	20.00%	12	32%	38	29	31.03%	8	28%
Aggravated Assault	6	11	-45.45%	14	41%	34	36	-5.56%	17	47%
Commercial Burglary	14	20	-30.00%	10	20%	50	54	-7.41%	11	20%
Residential Burglary	12	21	-42.86%	4	6%	71	153	-53.59%	17	11%
Other Burglary	2	5	-60.00%	1	10%	10	22	-54.55%	1	5%
Auto Burglary	27	33	-18.18%	6	3%	179	200	-10.50%	12	6%
Grand Theft	12	10	20.00%	4	6%	65	73	-10.96%	9	12%
Vehicle Theft	35	24	45.83%	27	18%	150	148	1.35%	17	11%
Arson	2	1	100.00%	1	17%	6	15	-60.00%	1	7%
All Other Felonies	47	51	-7.84%	148	78%	190	215	-11.63%	165	77%
Total Felonies	166	181	-8.29%	230	29%	802	950	-15.58%	261	27%
Total Burglaries	55	79	-30.38%	21	7%	310	429	-27.74%	41	10%
Misdemeanor Offenses	Current Month	This Month Last Year	% Change Month/Month 2014 - 2013	2014 Cleared Offenses YTD	2014 Clearance RATE YTD	2014 Offenses YTD	2013 Offenses YTD	% Change YTD/YTD 2014 - 2013	2013 Cleared Offenses YTD	2013 Clearance RATE YTD
Misdemeanor Thefts	93	91	2.20%	168	37%	451	571	-21.02%	210	37%
All Other Misdemeanors	204	196	4.08%	609	62%	978	1001	-2.30%	676	68%
Total Misdemeanors	297	287	3.48%	777	54%	1429	1572	-9.10%	886	56%
Miscellaneous Offenses	Current Month	This Month Last Year	% Change Month/Month 2014 - 2013	2014 Cleared Offenses YTD	2014 Clearance RATE YTD	2014 Offenses YTD	2013 Offenses YTD	% Change YTD/YTD 2014 - 2013	2013 Cleared Offenses YTD	2013 Clearance RATE YTD
Total Narcotic Offenses	28	31	-9.68%	107	89%	120	142	-15.49%	138	97%
Total Alcohol Offenses	45	56	-19.64%	166	95%	174	231	-24.68%	224	97%
Total Domestic Violence	26	24	8.33%	102	94%	108	121	-10.74%	116	96%
Total Fraud/Forgery	34	34	0.00%	20	9%	228	153	49.02%	24	16%
Total Vehicle Abatements	0	2	-100.00%	12	150%	8	4	100.00%	3	75%
	133	147	-9.52%	407	64%	638	651	-2.00%	505	78%
*N.C. - not calculable	*N/C - no change									
Chief _____										
						0				

MANTECA POLICE DEPARTMENT
MONTHLY CRIME STATISTICS REPORT
MAY 2014

Non-Criminal Reports & Services	Current Month	2014 YTD	2013 YTD	% Change YTD/YTD 2014 - 2013
Non-Criminal Reports	171	761	797	-4.52%
Service Requests	3090	13622	14049	-3.04%
Written Reports	635	2972	3319	-10.45%
Criminal Complaint Requests	171	761	901	-15.54%
Warrants Served	107	498	483	3.11%

Property Value	Current Month	2014 YTD	2013 YTD	% Change YTD/YTD 2014 - 2013
Property Stolen	\$322,030.00	\$1,626,078.00	\$1,942,110.00	-16.27%
Property Recovered	\$137,927.00	\$730,253.00	\$853,579.00	-14.45%
% Property Value Recovered	42.83%	44.91%	43.95%	2.18%

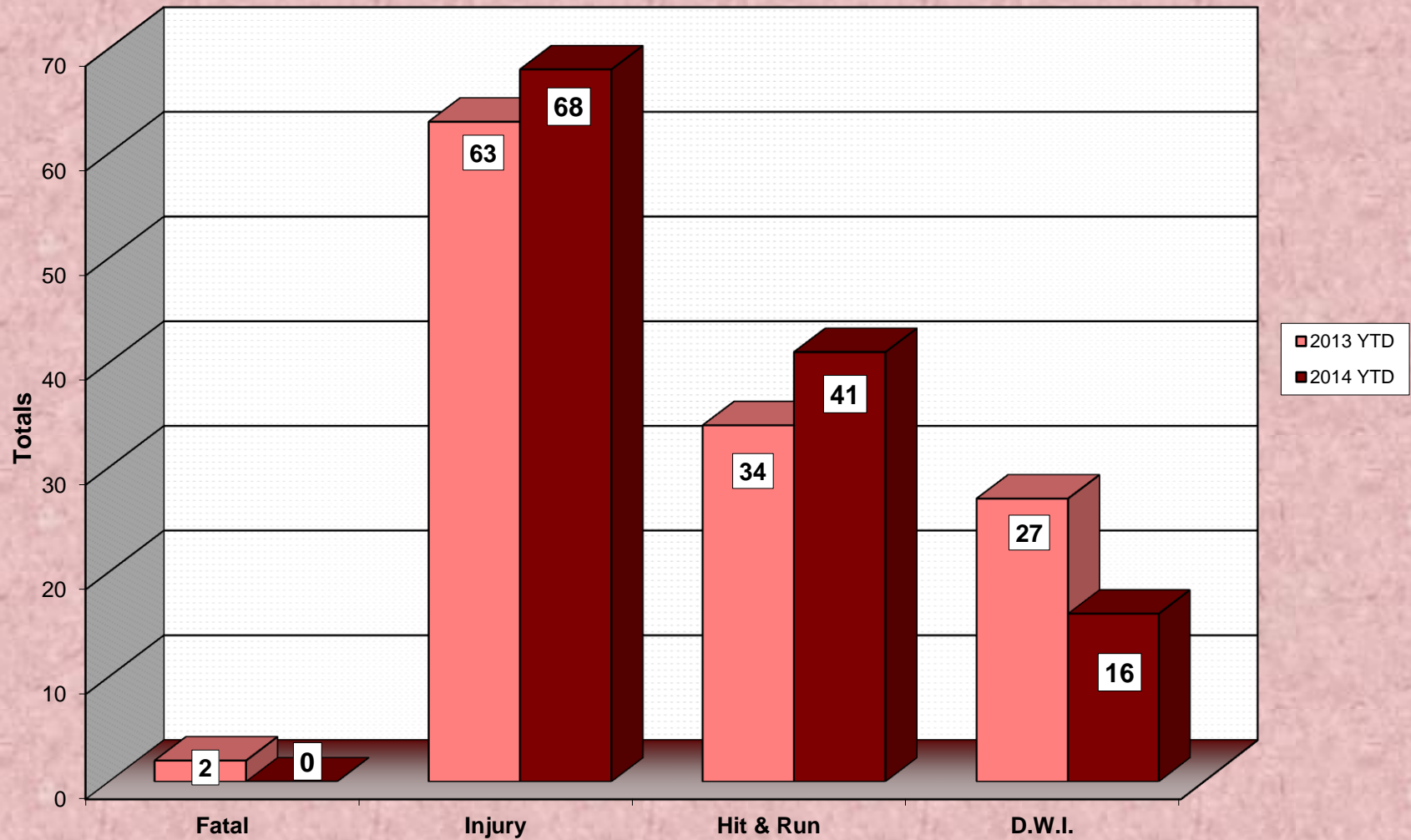
Accidents	Current Month	2014 YTD	2013 YTD	% Change YTD/YTD 2014 - 2013
Total Accidents	82	349	306	14.05%
Property Damage Only	69	281	241	16.60%
Fatal	0	0	2	-100.00%
Injury	13	68	63	7.94%
Hit & Run	10	41	34	20.59%
D.W.I.	3	16	27	-40.74%

Arrests	Current Month	2014 YTD	2013 YTD	% Change YTD/YTD 2014 - 2013
Adult Arrests	208	943	1127	-16.33%
Juvenile Arrests	13	66	93	-29.03%
Total Arrests	221	1009	1220	-17.30%

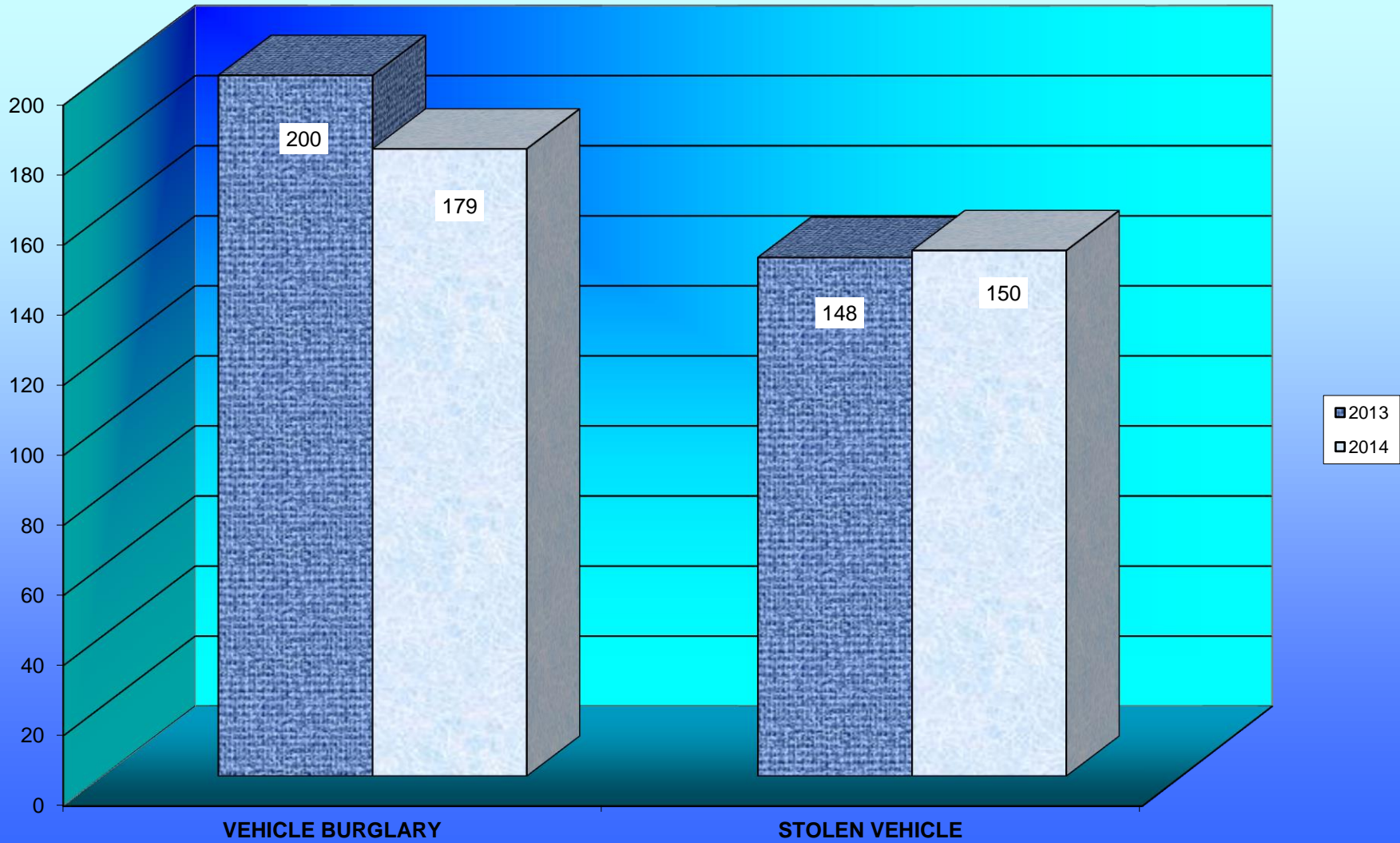
Citations	Current Month	2014 YTD	2013 YTD	% Change YTD/YTD 2014 - 2013
Total Citation Violations	400	2,038	2,258	-9.74%
D.W.I Violations	16	59	110	-46.36%
Moving Violations	48	437	654	-33.18%
Non-Moving Violations	58	316	401	-21.20%
Child Restraint Violations	0	6	9	-33.33%
Seat Belt Violations	9	61	47	29.79%
All Other Violations	147	884	1,023	-13.59%
Parking Violations	77	256	169	51.48%

Department Actions	Current Month	2014 YTD	2013 YTD	% Change YTD/YTD 2014 - 2013
Pursuits	5	16	10	60.00%
Use of Force	2	20	16	25.00%

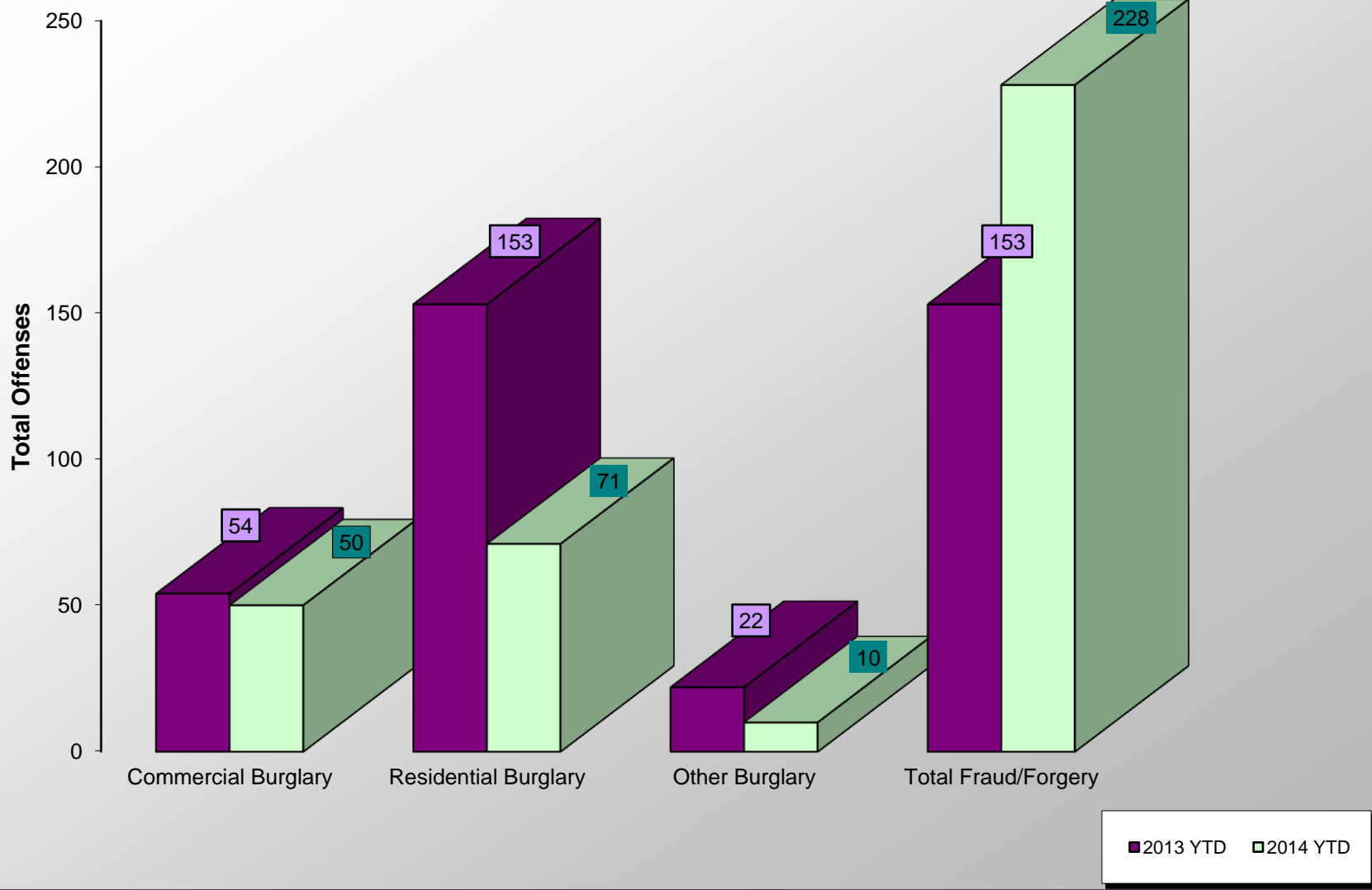
ACCIDENT COMPARISON 2013 - 2014 Year to Date



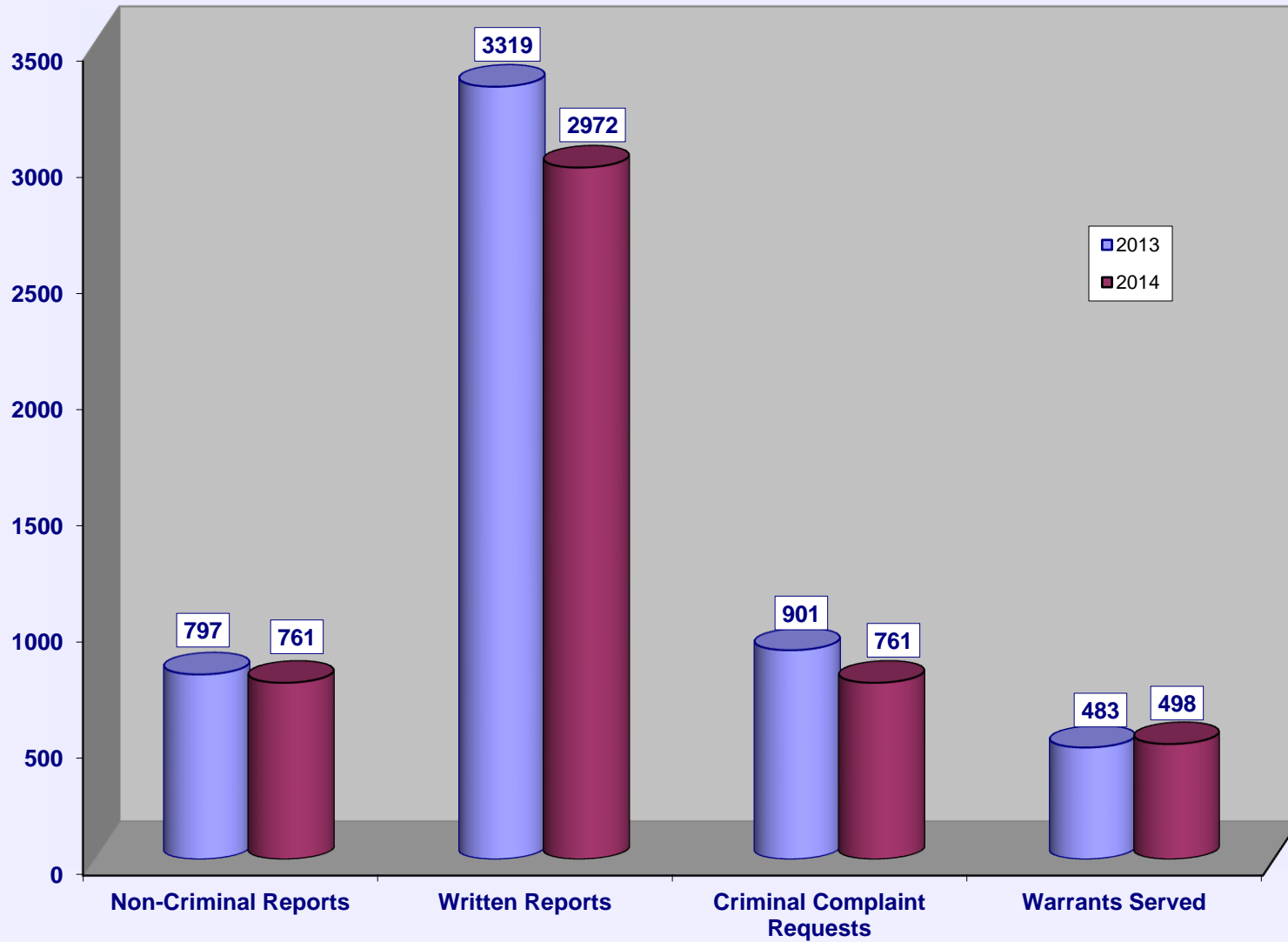
VEHICLE THEFTS



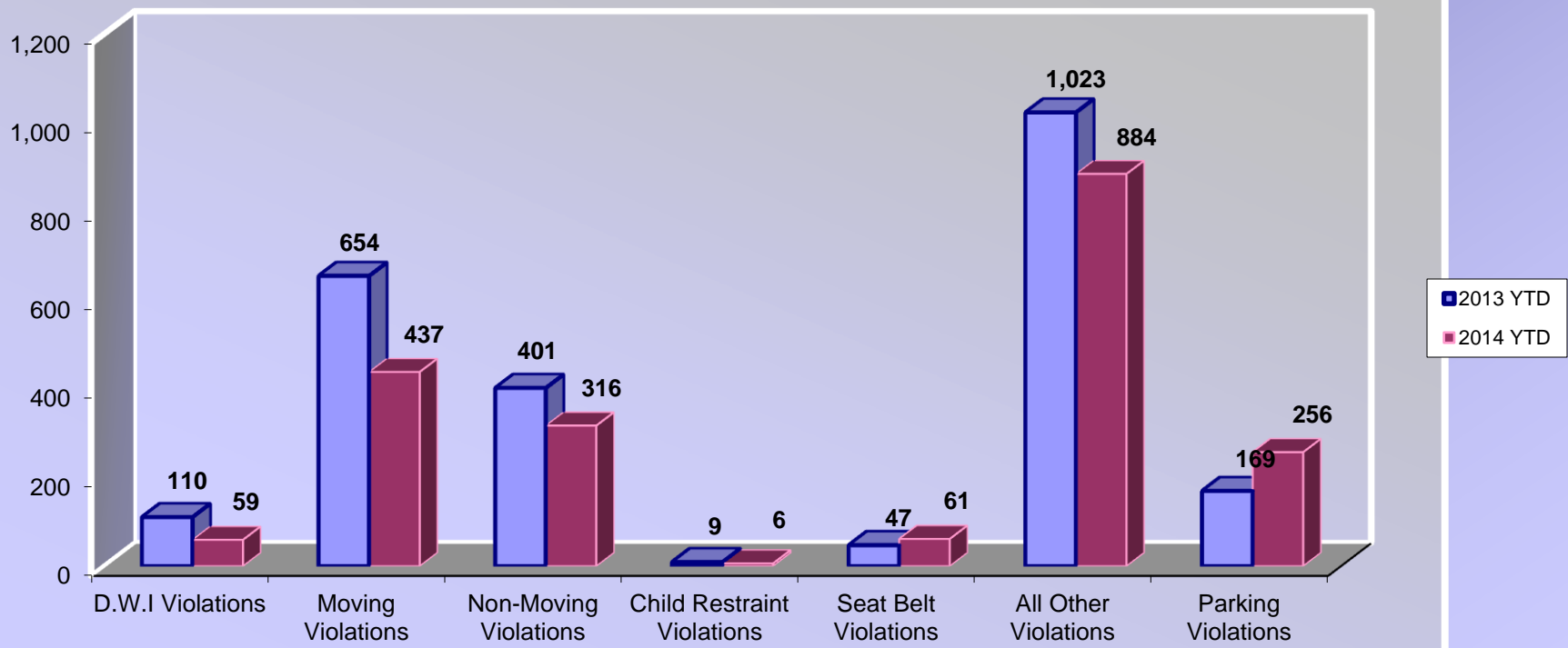
BURGLARIES 2013 - 2014 Year to Date



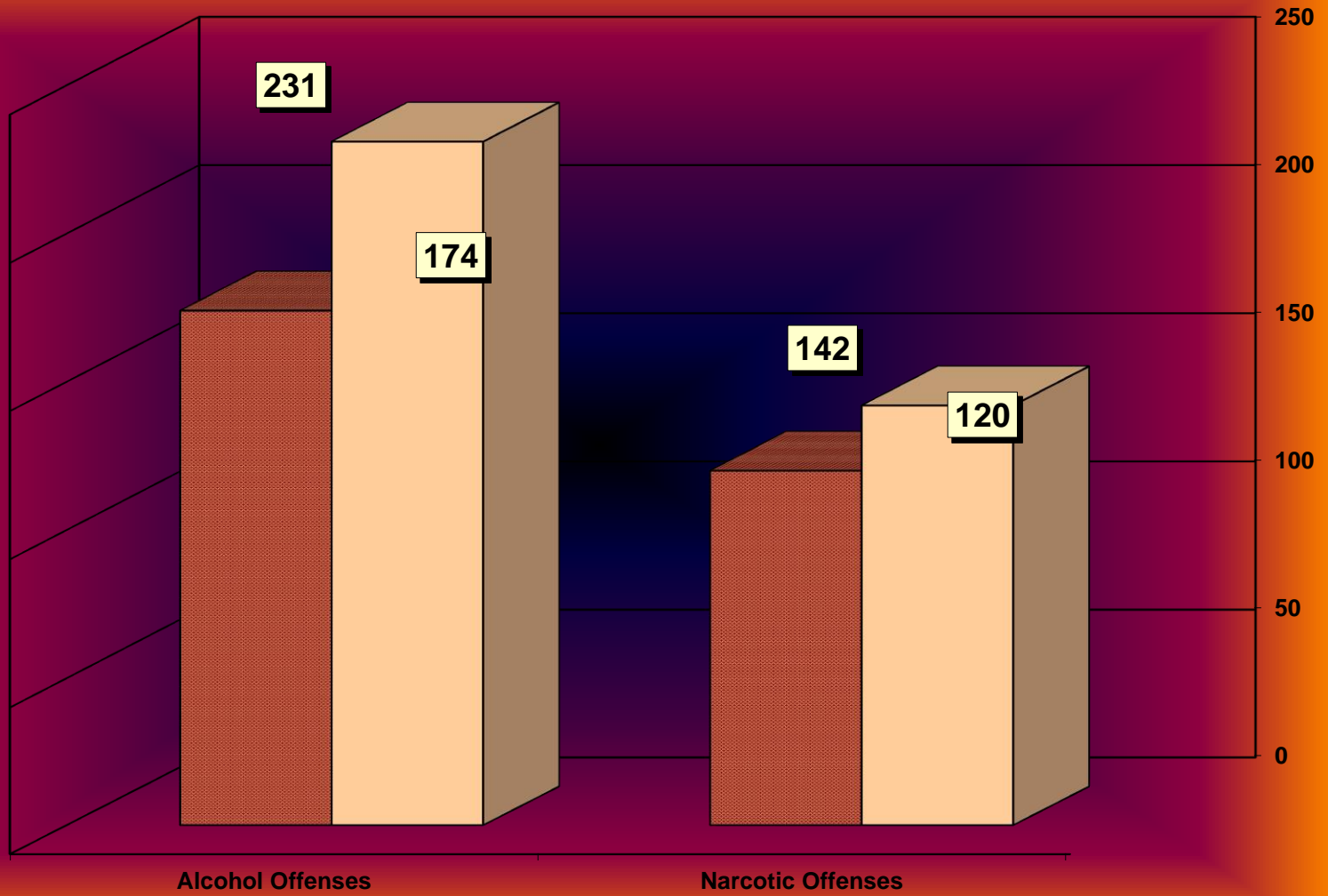
SERVICE & NON-SERVICE REQUESTS 2013 - 2014



TRAFFIC CITATIONS



NARCOTIC / ALCOHOL OFFENSES 2013 - 2014



□ 2013

■ 2014

Department Actions

