

MANTECA POLICE DEPARTMENT
MONTHLY CRIME STATISTICS REPORT
JUNE 2014

Part One Crime Offenses	Current Month	This Month Last Year	% Change Month/Month 2014- 2013	2014 Cleared Offenses YTD	2014 Clearance RATE YTD	2014 Offenses YTD	2013 Offenses YTD	% Change YTD/YTD 2014 - 2013	2013 Cleared Offenses YTD	2013 Clearance RATE YTD
Homicide	0	0	N/C	1	50%	2	0	N.C.	0	#DIV/0!
Rape/Unlawful Interc	1	1	0.00%	3	38%	8	6	33.33%	3	50%
Robbery	8	7	14.29%	13	28%	46	36	27.78%	8	22%
Aggravated Assault	9	9	0.00%	20	47%	43	45	-4.44%	24	53%
Commercial Burglary	5	9	-44.44%	11	20%	55	63	-12.70%	12	19%
Residential Burglary	9	20	-55.00%	5	6%	80	173	-53.76%	19	11%
Other Burglary	2	1	100.00%	1	8%	12	23	-47.83%	1	4%
Auto Burglary	23	39	-41.03%	7	3%	202	239	-15.48%	13	5%
Grand Theft	10	14	-28.57%	6	8%	75	87	-13.79%	11	13%
Vehicle Theft	32	30	6.67%	29	16%	182	178	2.25%	23	13%
Arson	0	1	-100.00%	1	17%	6	16	-62.50%	1	6%
All Other Felonies	30	34	-11.76%	167	76%	220	249	-11.65%	192	77%
Total Felonies	129	165	-21.82%	264	28%	931	1115	-16.50%	307	28%
Total Burglaries	39	69	-43.48%	24	7%	349	498	-29.92%	45	9%
Misdemeanor Offenses	Current Month	This Month Last Year	% Change Month/Month 2014 - 2013	2014 Cleared Offenses YTD	2014 Clearance RATE YTD	2014 Offenses YTD	2013 Offenses YTD	% Change YTD/YTD 2014 - 2013	2013 Cleared Offenses YTD	2013 Clearance RATE YTD
Misdemeanor Thefts	80	73	9.59%	200	38%	531	644	-17.55%	230	36%
All Other Misdemeanors	188	209	-10.05%	724	62%	1166	1210	-3.64%	803	66%
Total Misdemeanors	268	282	-4.96%	924	54%	1697	1854	-8.47%	1033	56%
Miscellaneous Offenses	Current Month	This Month Last Year	% Change Month/Month 2014 - 2013	2014 Cleared Offenses YTD	2014 Clearance RATE YTD	2014 Offenses YTD	2013 Offenses YTD	% Change YTD/YTD 2014 - 2013	2013 Cleared Offenses YTD	2013 Clearance RATE YTD
Total Narcotic Offenses	11	21	-47.62%	117	89%	131	163	-19.63%	161	99%
Total Alcohol Offenses	28	49	-42.86%	193	96%	202	280	-27.86%	273	98%
Total Domestic Violence	34	36	-5.56%	132	93%	142	157	-9.55%	137	87%
Total Fraud/Forgery	32	31	3.23%	25	10%	260	184	41.30%	24	13%
Total Vehicle Abatements	1	1	0.00%	12	133%	9	5	80.00%	4	80%
	106	138	-23.19%	479	64%	744	789	-5.70%	599	76%
*N.C. - not calculable	*N/C - no change									
Chief _____										
						0				

MANTECA POLICE DEPARTMENT
MONTHLY CRIME STATISTICS REPORT
JUNE 2014

Non-Criminal Reports & Services	Current Month	2014 YTD	2013 YTD	% Change YTD/YTD 2014 - 2013
Non-Criminal Reports	166	907	952	-4.73%
Service Requests	2963	16585	17061	-2.79%
Written Reports	568	3540	3922	-9.74%
Criminal Complaint Requests	167	928	1078	-13.91%
Warrants Served	98	596	602	-1.00%

Property Value	Current Month	2014 YTD	2013 YTD	% Change YTD/YTD 2014 - 2013
Property Stolen	\$220,443.00	\$1,846,521.00	\$2,349,685.00	-21.41%
Property Recovered	\$96,115.00	\$826,368.00	\$1,029,872.00	-19.76%
% Property Value Recovered	43.60%	44.75%	43.83%	2.10%

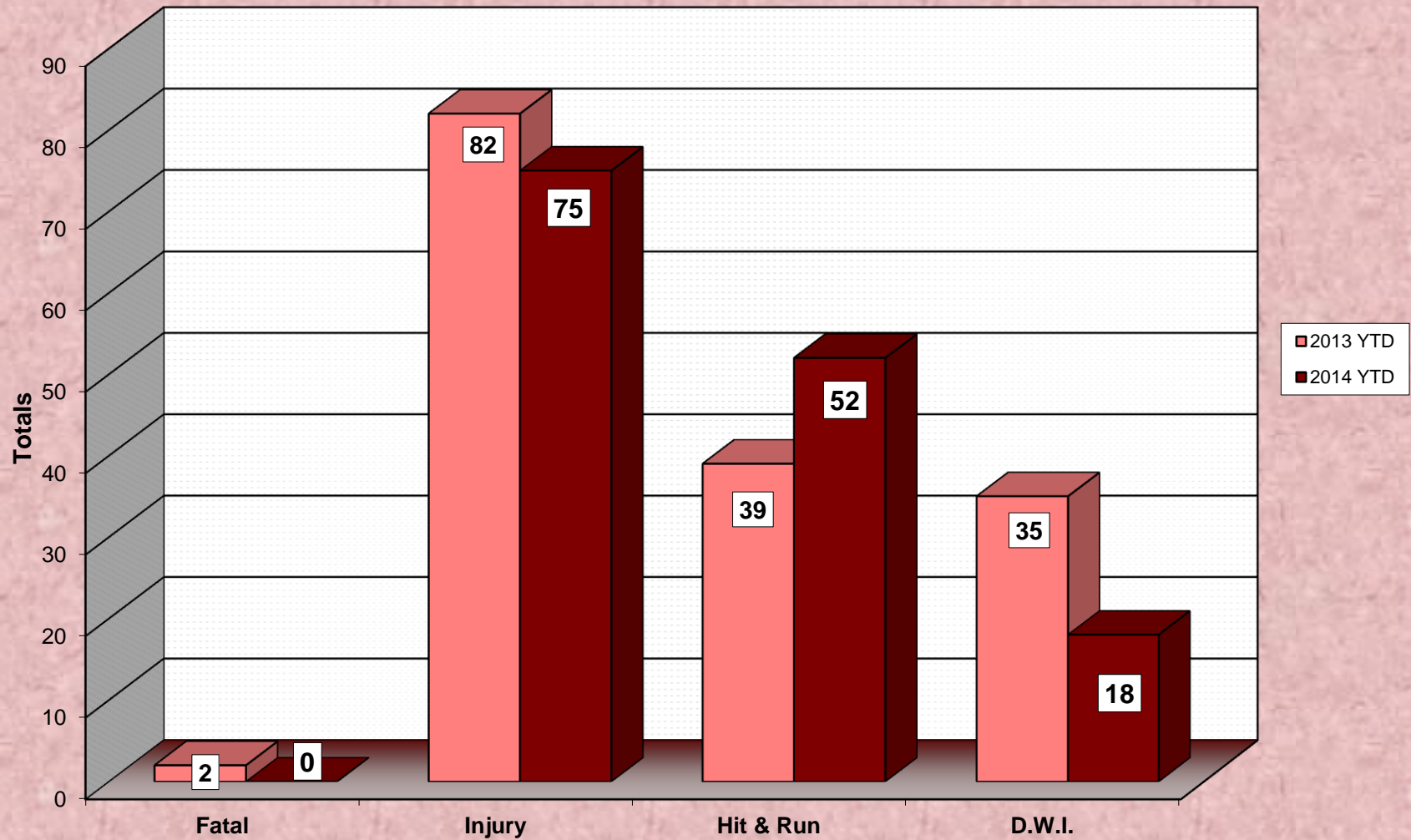
Accidents	Current Month	2014 YTD	2013 YTD	% Change YTD/YTD 2014 - 2013
Total Accidents	70	419	374	12.03%
Property Damage Only	63	344	290	18.62%
Fatal	0	0	2	-100.00%
Injury	7	75	82	-8.54%
Hit & Run	11	52	39	33.33%
D.W.I.	2	18	35	-48.57%

Arrests	Current Month	2014 YTD	2013 YTD	% Change YTD/YTD 2014 - 2013
Adult Arrests	174	1117	1365	-18.17%
Juvenile Arrests	5	71	101	-29.70%
Total Arrests	179	1188	1466	-18.96%

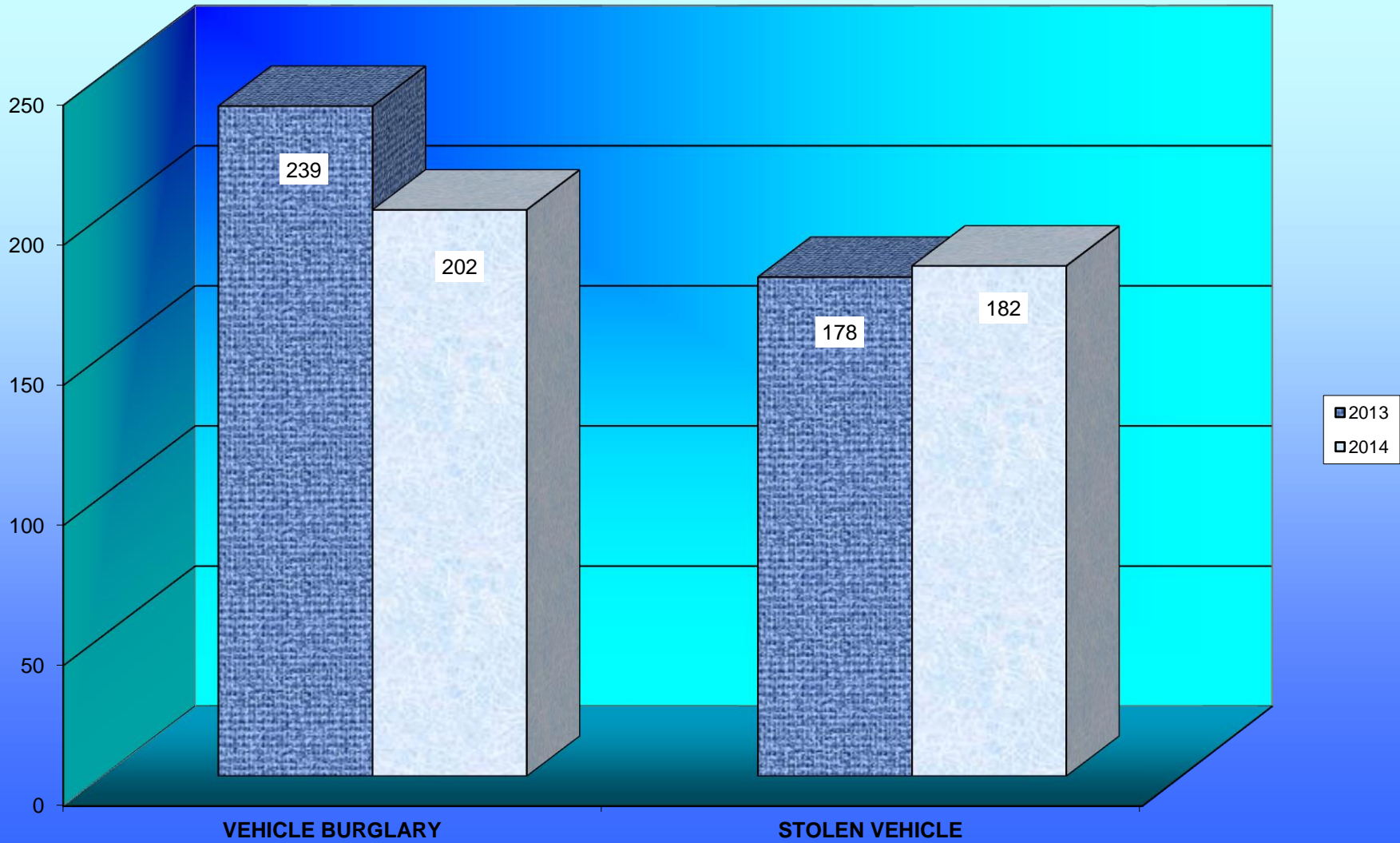
Citations	Current Month	2014 YTD	2013 YTD	% Change YTD/YTD 2014 - 2013
Total Citation Violations	286	2,324	2,616	-11.16%
D.W.I Violations	12	71	130	-45.38%
Moving Violations	74	511	759	-32.67%
Non-Moving Violations	42	358	458	-21.83%
Child Restraint Violations	0	6	12	-50.00%
Seat Belt Violations	12	73	52	40.38%
All Other Violations	148	1,032	1,181	-12.62%
Parking Violations	42	298	215	38.60%

Department Actions	Current Month	2014 YTD	2013 YTD	% Change YTD/YTD 2014 - 2013
Pursuits	3	19	10	90.00%
Use of Force	1	21	19	10.53%

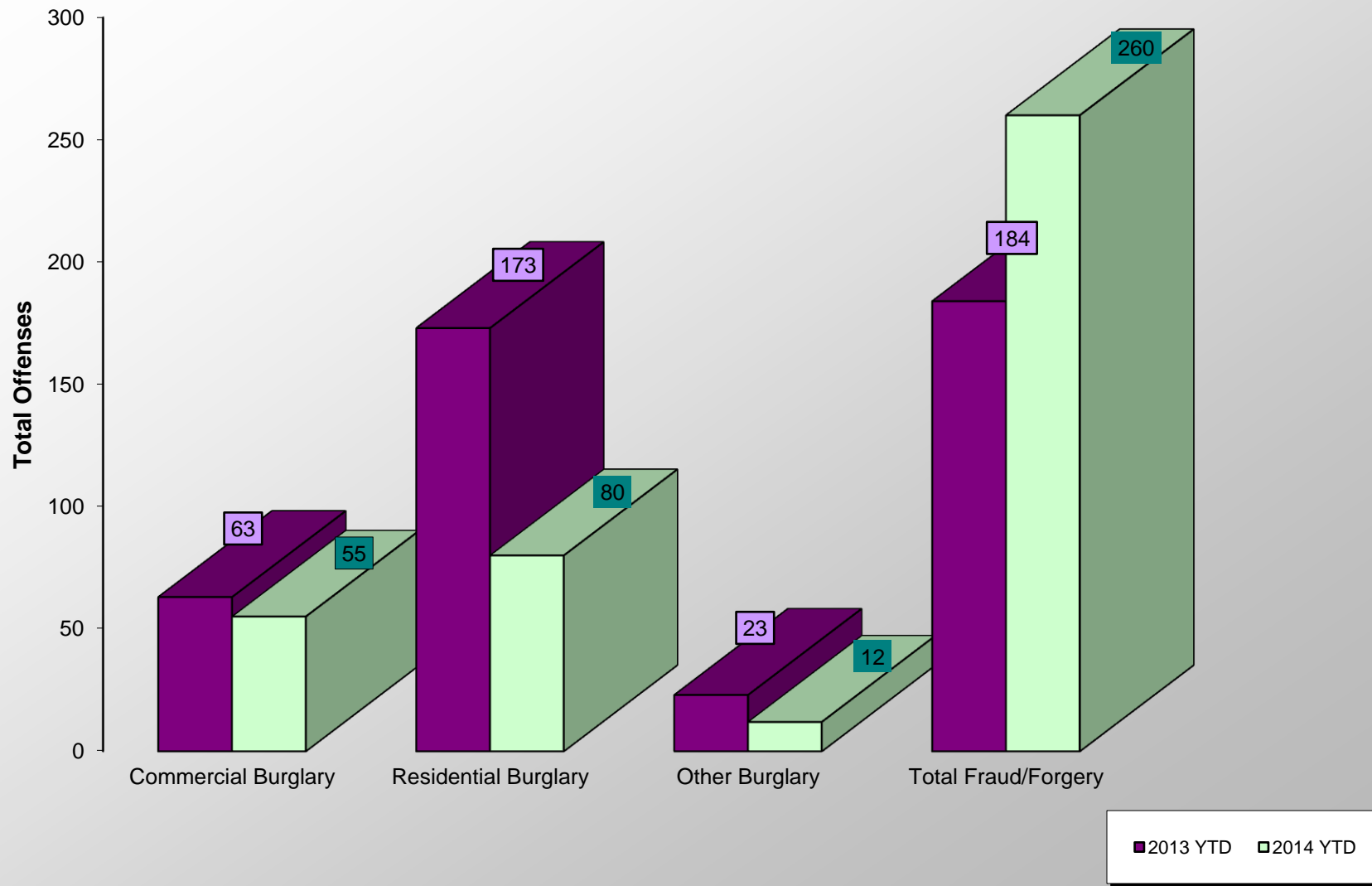
ACCIDENT COMPARISON 2013 - 2014 Year to Date



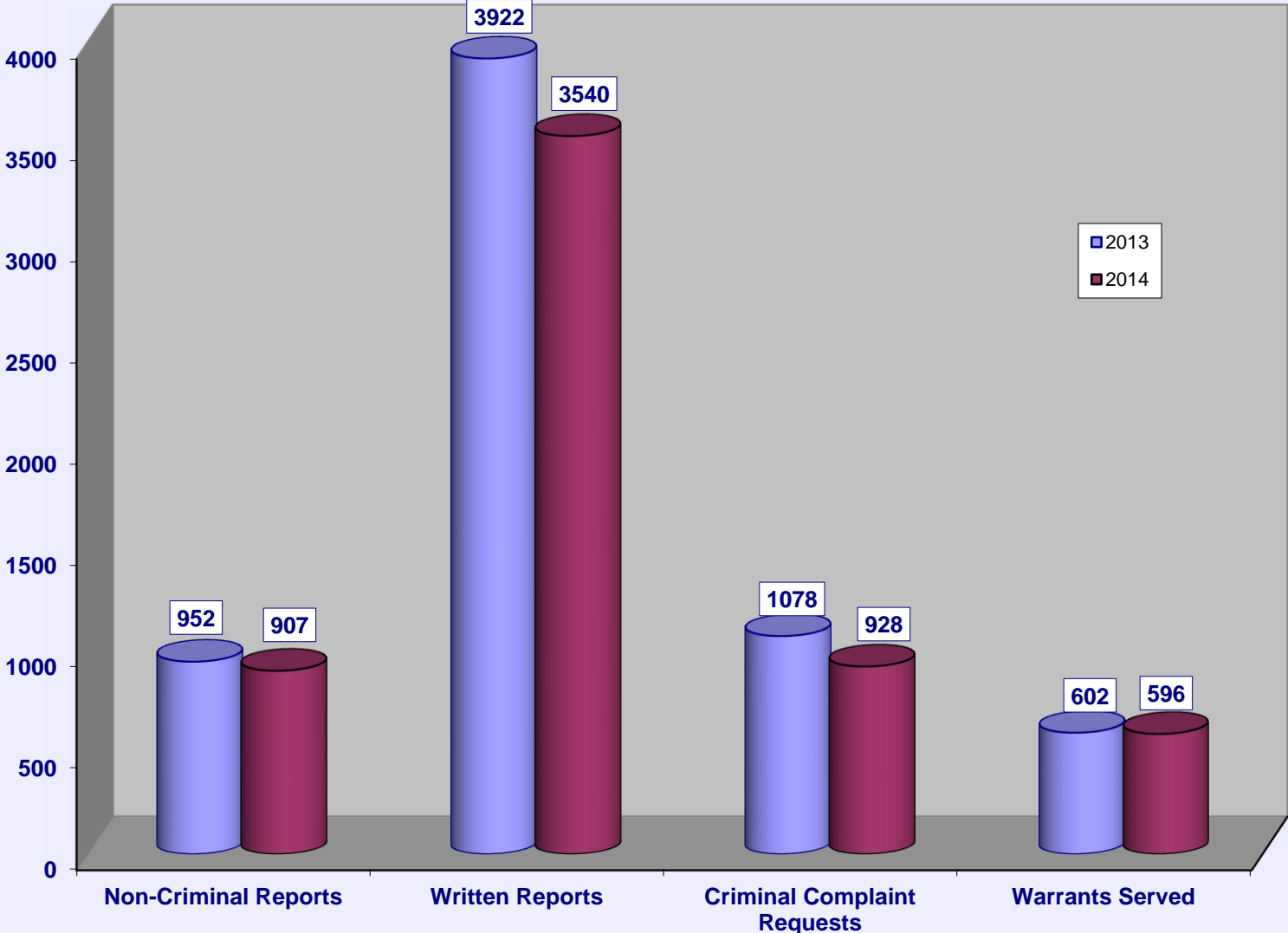
VEHICLE THEFTS



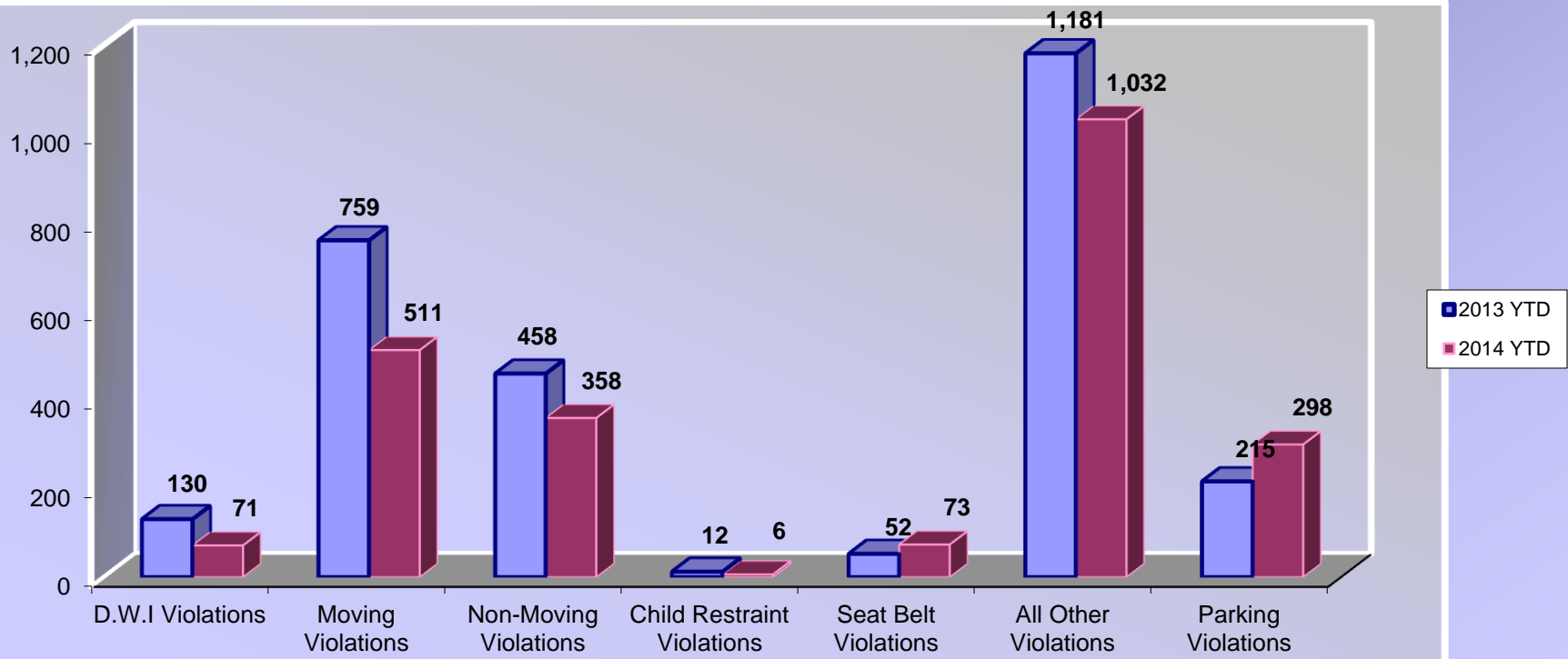
BURGLARIES 2013 - 2014 Year to Date



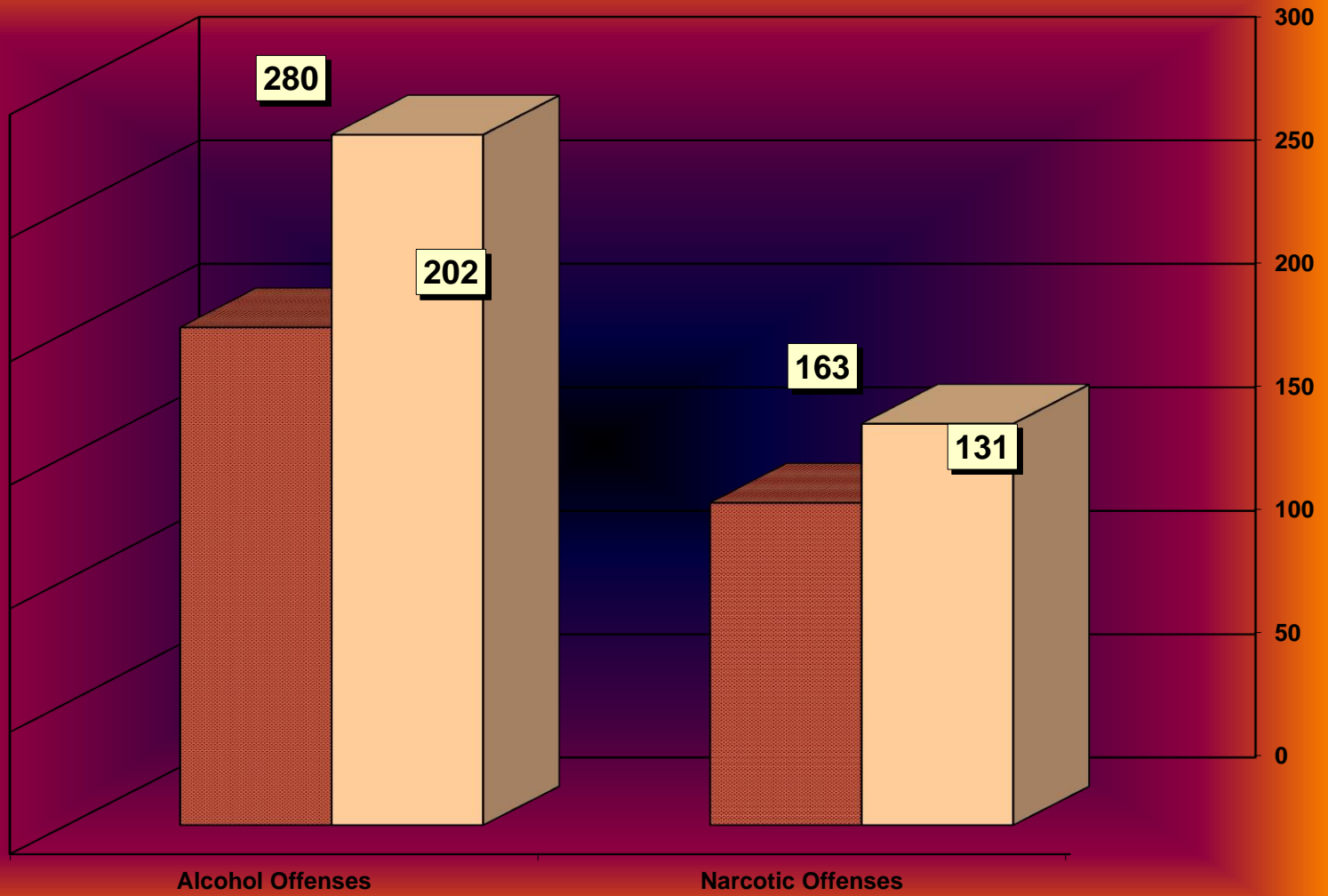
SERVICE & NON-SERVICE REQUESTS 2013 - 2014



TRAFFIC CITATIONS



NARCOTIC / ALCOHOL OFFENSES 2013 - 2014



□ 2013

■ 2014

Department Actions

