

MANTECA POLICE DEPARTMENT
MONTHLY CRIME STATISTICS REPORT
JULY 2014

Part One Crime Offenses	Current Month	This Month Last Year	% Change Month/Month 2014- 2013	2014 Cleared Offenses YTD	2014 Clearance RATE YTD	2014 Offenses YTD	2013 Offenses YTD	% Change YTD/YTD 2014 - 2013	2013 Cleared Offenses YTD	2013 Clearance RATE YTD
Homicide	0	0	N/C	1	50%	2	0	N.C.	0	N/C
Rape/Unlawful Interc	1	0	N.C.	4	44%	9	6	50.00%	3	50%
Robbery	4	4	0.00%	15	30%	50	40	25.00%	11	28%
Aggravated Assault	5	9	-44.44%	24	50%	48	54	-11.11%	28	52%
Commercial Burglary	13	12	8.33%	15	22%	68	75	-9.33%	14	19%
Residential Burglary	18	25	-28.00%	7	7%	98	198	-50.51%	22	11%
Other Burglary	1	3	-66.67%	2	15%	13	26	-50.00%	1	4%
Auto Burglary	30	25	20.00%	7	3%	232	264	-12.12%	13	5%
Grand Theft	10	18	-44.44%	6	7%	85	105	-19.05%	12	11%
Vehicle Theft	30	15	100.00%	32	15%	212	193	9.84%	23	12%
Arson	2	1	100.00%	1	13%	8	17	-52.94%	1	6%
All Other Felonies	36	32	12.50%	190	74%	256	281	-8.90%	213	76%
Total Felonies	150	144	4.17%	304	28%	1081	1259	-14.14%	341	27%
Total Burglaries	62	65	-4.62%	31	8%	411	563	-27.00%	50	9%
Misdemeanor Offenses	Current Month	This Month Last Year	% Change Month/Month 2014 - 2013	2014 Cleared Offenses YTD	2014 Clearance RATE YTD	2014 Offenses YTD	2013 Offenses YTD	% Change YTD/YTD 2014 - 2013	2013 Cleared Offenses YTD	2013 Clearance RATE YTD
Misdemeanor Thefts	83	106	-21.70%	229	37%	614	750	-18.13%	262	35%
All Other Misdemeanors	173	203	-14.78%	851	64%	1339	1413	-5.24%	924	65%
Total Misdemeanors	256	309	-17.15%	1080	55%	1953	2163	-9.71%	1186	55%
Miscellaneous Offenses	Current Month	This Month Last Year	% Change Month/Month 2014 - 2013	2014 Cleared Offenses YTD	2014 Clearance RATE YTD	2014 Offenses YTD	2013 Offenses YTD	% Change YTD/YTD 2014 - 2013	2013 Cleared Offenses YTD	2013 Clearance RATE YTD
Total Narcotic Offenses	25	18	38.89%	139	89%	156	181	-13.81%	179	99%
Total Alcohol Offenses	28	34	-17.65%	223	97%	230	314	-26.75%	307	98%
Total Domestic Violence	30	34	-11.76%	152	88%	172	191	-9.95%	165	86%
Total Fraud/Forgery	29	53	-45.28%	28	10%	289	237	21.94%	27	11%
Total Vehicle Abatements	1	2	-50.00%	12	120%	10	7	42.86%	6	86%
	113	141	-19.86%	554	65%	857	930	-7.85%	684	74%
*N.C. - not calculable	*N/C - no change									
Chief _____										
						0				

MANTECA POLICE DEPARTMENT
MONTHLY CRIME STATISTICS REPORT
JULY 2014

Non-Criminal Reports & Services	Current Month	2014 YTD	2013 YTD	% Change YTD/YTD 2014 - 2013
Non-Criminal Reports	149	1056	1101	-4.09%
Service Requests	3027	19612	19999	-1.94%
Written Reports	555	4095	4524	-9.48%
Criminal Complaint Requests	151	1079	1227	-12.06%
Warrants Served	114	710	701	1.28%

Property Value	Current Month	2014 YTD	2013 YTD	% Change YTD/YTD 2014 - 2013
Property Stolen	\$852,860.00	\$2,699,381.00	\$2,688,630.00	0.40%
Property Recovered	\$410,842.00	\$1,237,210.00	\$1,168,433.00	5.89%
% Property Value Recovered	48.17%	45.83%	43.46%	5.46%

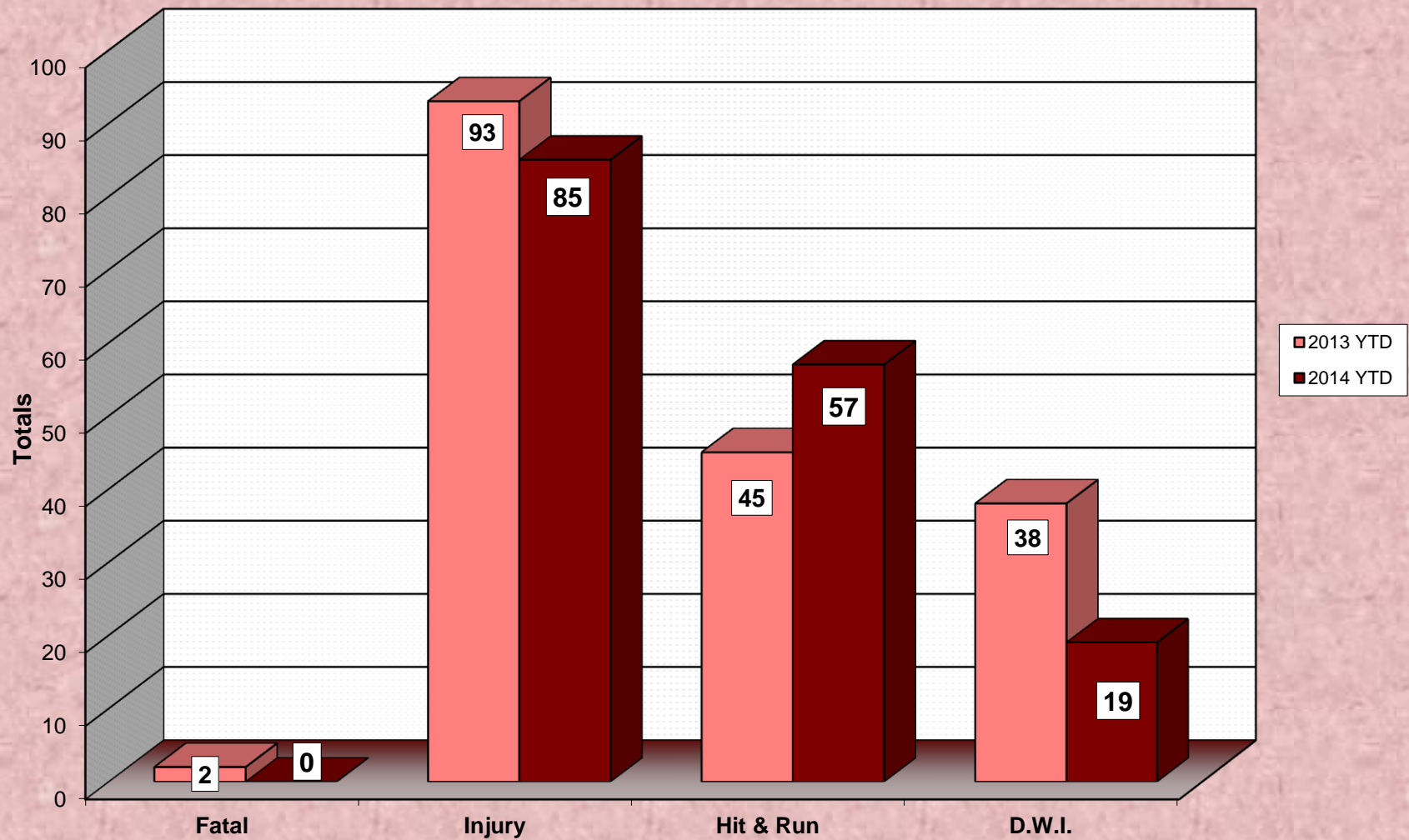
Accidents	Current Month	2014 YTD	2013 YTD	% Change YTD/YTD 2014 - 2013
Total Accidents	68	487	437	11.44%
Property Damage Only	58	402	342	17.54%
Fatal	0	0	2	-100.00%
Injury	10	85	93	-8.60%
Hit & Run	5	57	45	26.67%
D.W.I.	1	19	38	-50.00%

Arrests	Current Month	2014 YTD	2013 YTD	% Change YTD/YTD 2014 - 2013
Adult Arrests	193	1310	1586	-17.40%
Juvenile Arrests	8	79	112	-29.46%
Total Arrests	201	1389	1698	-18.20%

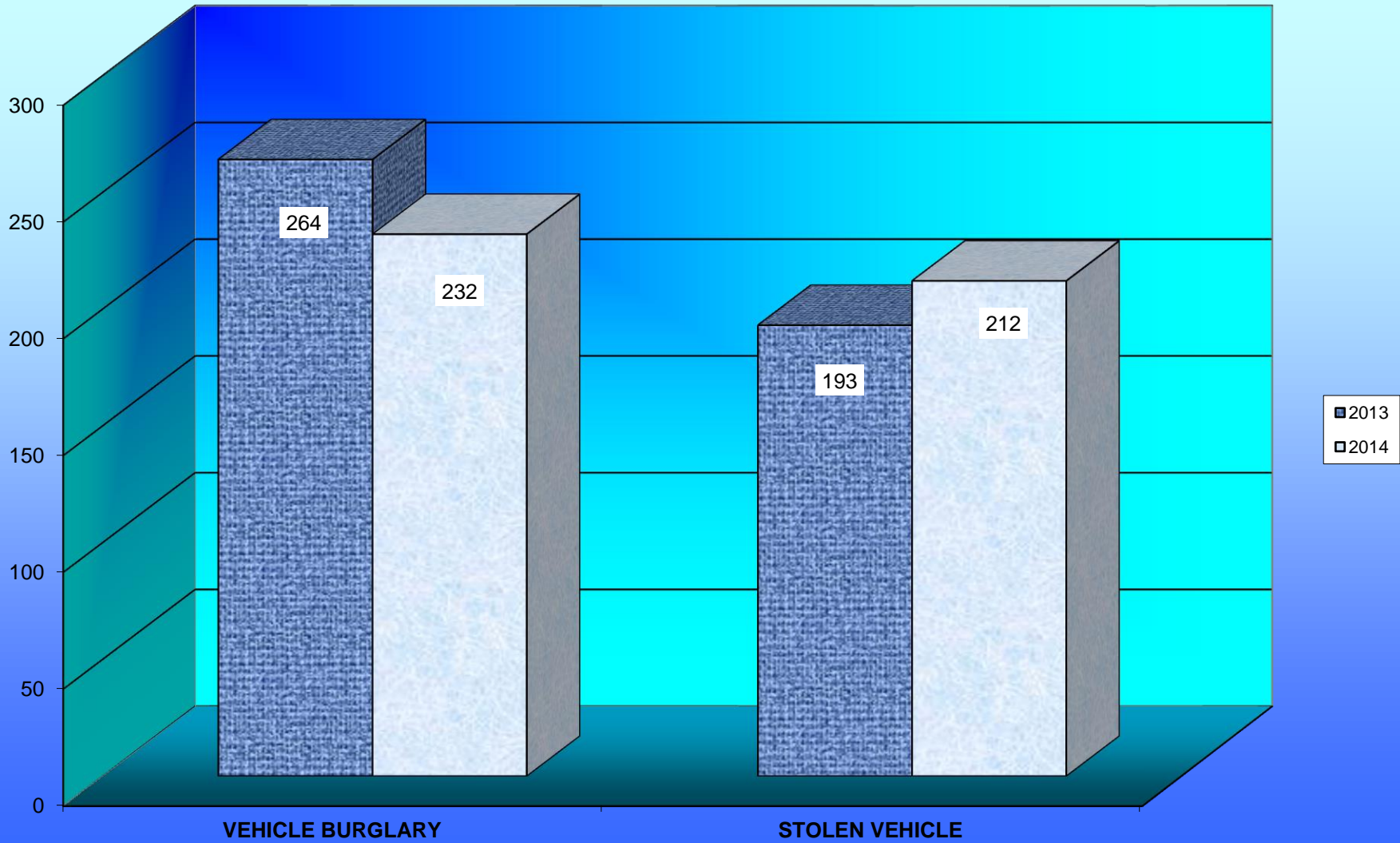
Citations	Current Month	2014 YTD	2013 YTD	% Change YTD/YTD 2014 - 2013
Total Citation Violations	435	2,759	2,946	-6.35%
D.W.I Violations	9	80	147	-45.58%
Moving Violations	118	629	888	-29.17%
Non-Moving Violations	82	440	509	-13.56%
Child Restraint Violations	0	6	12	-50.00%
Seat Belt Violations	25	98	59	66.10%
All Other Violations	218	1,250	1,299	-3.77%
Parking Violations	77	375	268	39.93%

Department Actions	Current Month	2014 YTD	2013 YTD	% Change YTD/YTD 2014 - 2013
Pursuits	2	21	11	90.91%
Use of Force	2	23	21	9.52%

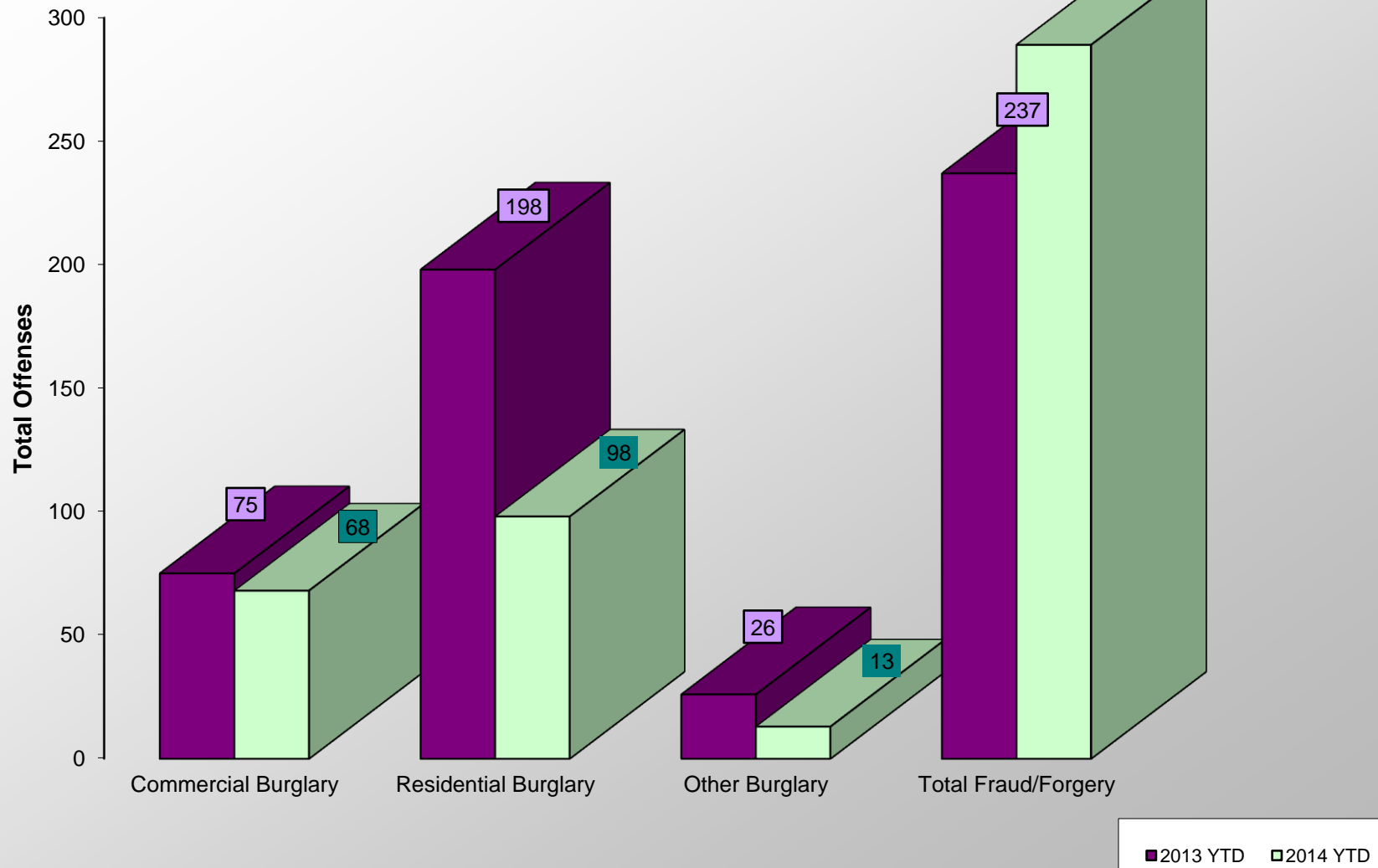
ACCIDENT COMPARISON 2013 - 2014 Year to Date



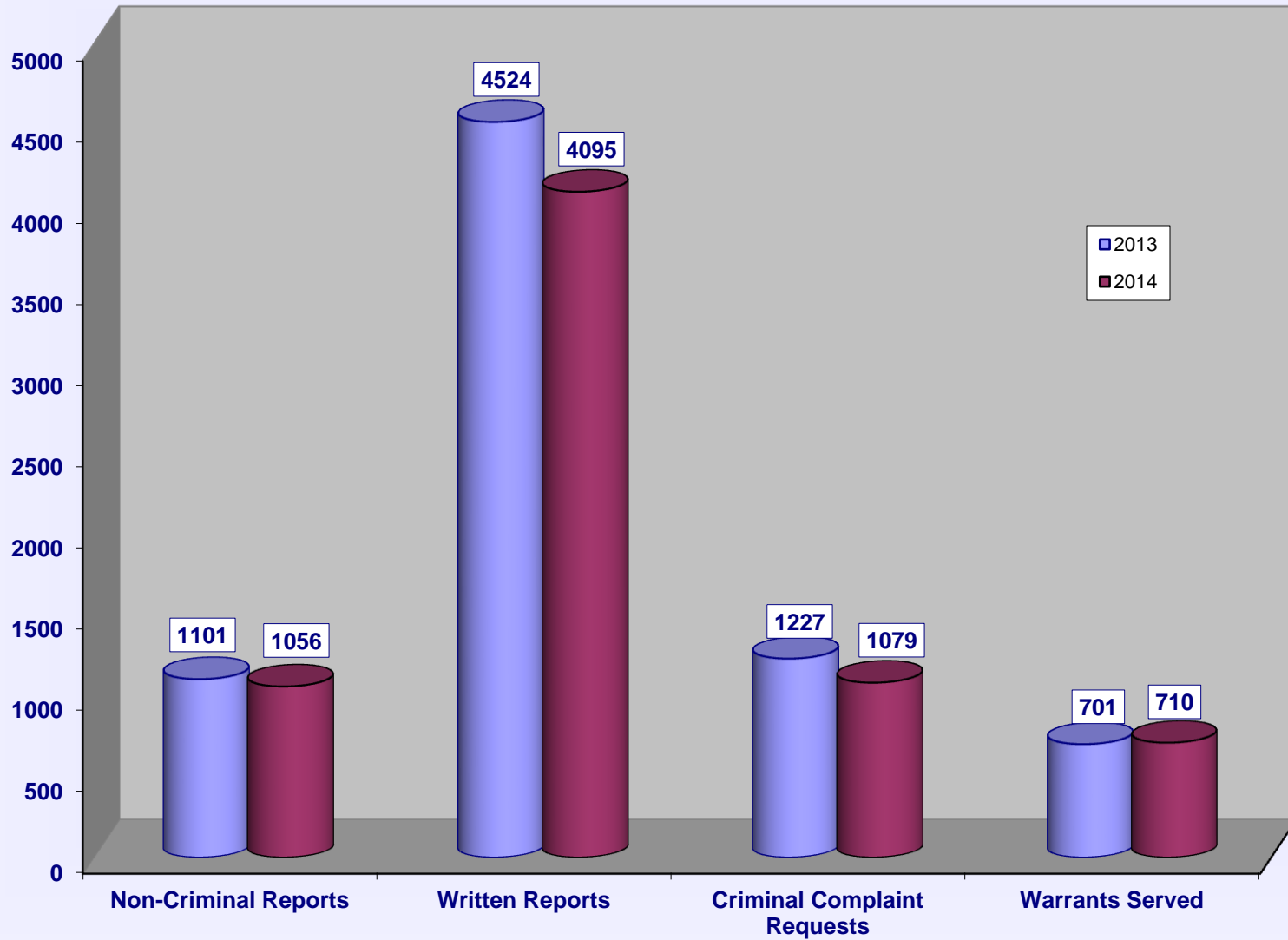
VEHICLE THEFTS



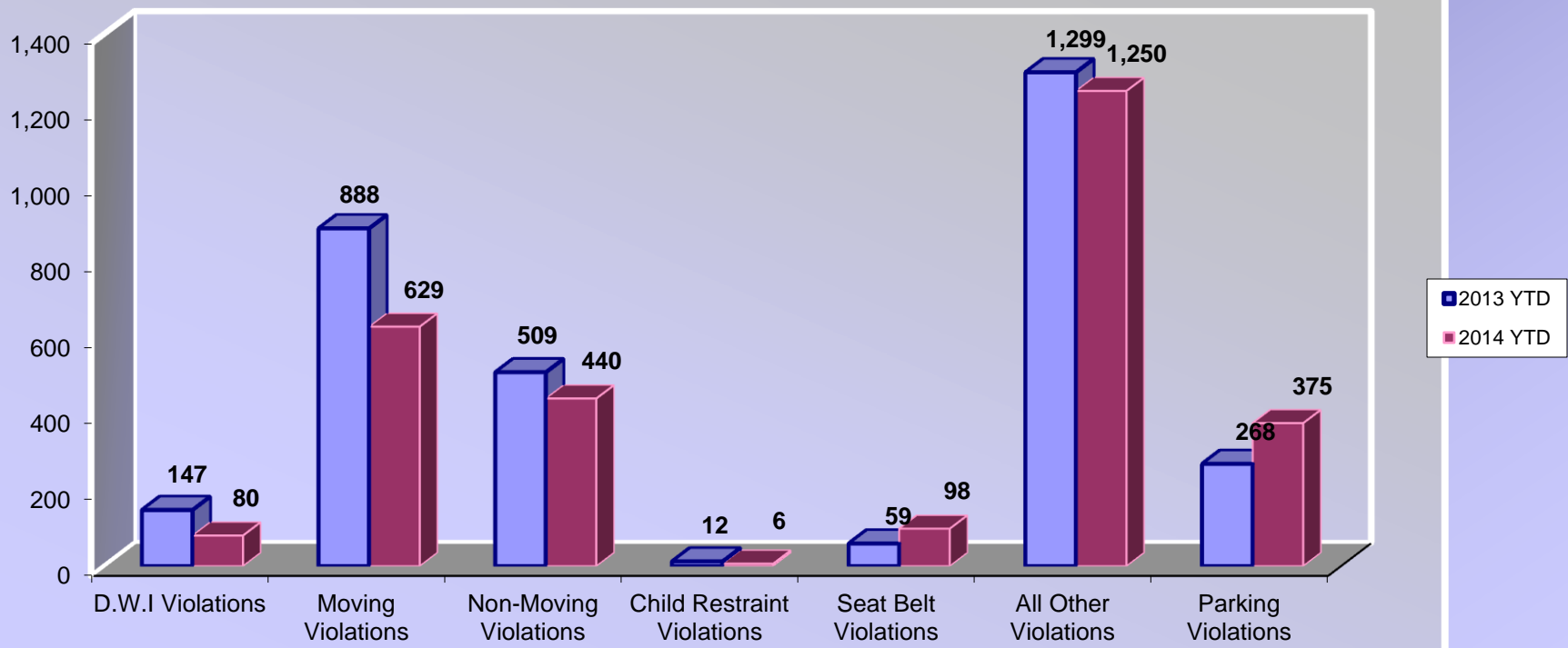
BURGLARIES 2013 - 2014 Year to Date



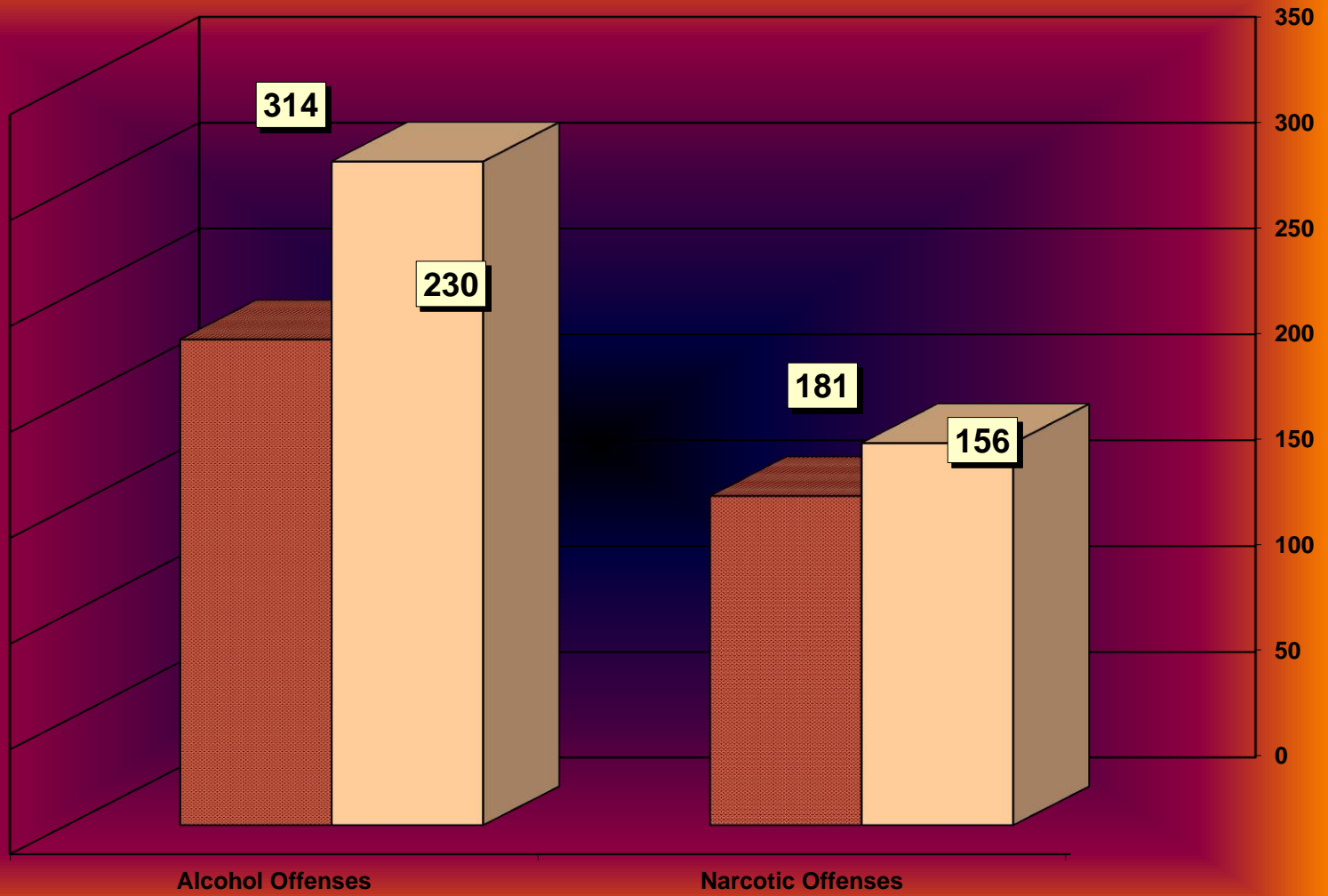
SERVICE & NON-SERVICE REQUESTS 2013 - 2014



TRAFFIC CITATIONS



NARCOTIC / ALCOHOL OFFENSES 2013 - 2014



□ 2013

■ 2014

Department Actions

