

MANTECA POLICE DEPARTMENT
MONTHLY CRIME STATISTICS REPORT
AUGUST 2014

Part One Crime Offenses	Current Month	This Month Last Year	% Change Month/Month 2014- 2013	2014 Cleared Offenses YTD	2014 Clearance RATE YTD	2014 Offenses YTD	2013 Offenses YTD	% Change YTD/YTD 2014 - 2013	2013 Cleared Offenses YTD	2013 Clearance RATE YTD
Homicide	0	0	N/C	1	50%	2	0	N.C.	0	N.C.
Rape/Unlawful Interc	1	2	-50.00%	4	40%	10	8	25.00%	3	38%
Robbery	5	8	-37.50%	17	31%	55	48	14.58%	16	33%
Aggravated Assault	9	7	28.57%	29	51%	57	61	-6.56%	32	52%
Commercial Burglary	11	10	10.00%	16	20%	79	85	-7.06%	15	18%
Residential Burglary	13	18	-27.78%	8	7%	111	216	-48.61%	22	10%
Other Burglary	1	3	-66.67%	2	14%	14	29	-51.72%	1	3%
Auto Burglary	23	40	-42.50%	7	3%	255	304	-16.12%	15	5%
Grand Theft	14	17	-17.65%	6	6%	99	122	-18.85%	15	12%
Vehicle Theft	19	22	-13.64%	33	14%	231	215	7.44%	25	12%
Arson	2	1	100.00%	1	10%	10	18	-44.44%	1	6%
All Other Felonies	28	41	-31.71%	203	71%	284	322	-11.80%	236	73%
Total Felonies	126	169	-25.44%	327	27%	1207	1428	-15.48%	381	27%
Total Burglaries	48	71	-32.39%	33	7%	459	634	-27.60%	53	8%
Misdemeanor Offenses	Current Month	This Month Last Year	% Change Month/Month 2014 - 2013	2014 Cleared Offenses YTD	2014 Clearance RATE YTD	2014 Offenses YTD	2013 Offenses YTD	% Change YTD/YTD 2014 - 2013	2013 Cleared Offenses YTD	2013 Clearance RATE YTD
Misdemeanor Thefts	82	107	-23.36%	259	37%	696	857	-18.79%	299	35%
All Other Misdemeanors	223	208	7.21%	1006	64%	1562	1621	-3.64%	1077	66%
Total Misdemeanors	305	315	-3.17%	1265	56%	2258	2478	-8.88%	1376	56%
Miscellaneous Offenses	Current Month	This Month Last Year	% Change Month/Month 2014 - 2013	2014 Cleared Offenses YTD	2014 Clearance RATE YTD	2014 Offenses YTD	2013 Offenses YTD	% Change YTD/YTD 2014 - 2013	2013 Cleared Offenses YTD	2013 Clearance RATE YTD
Total Narcotic Offenses	13	19	-31.58%	152	90%	169	200	-15.50%	196	98%
Total Alcohol Offenses	42	28	50.00%	265	97%	272	342	-20.47%	335	98%
Total Domestic Violence	23	27	-14.81%	168	86%	195	218	-10.55%	198	91%
Total Fraud/Forgery	43	52	-17.31%	32	10%	332	289	14.88%	36	12%
Total Vehicle Abatements	0	4	-100.00%	15	150%	10	11	-9.09%	8	73%
	121	130	-6.92%	632	65%	978	1060	-7.74%	773	73%
*N.C. - not calculable	*N/C - no change									
Chief _____										
						0				

MANTECA POLICE DEPARTMENT
MONTHLY CRIME STATISTICS REPORT
AUGUST 2014

Non-Criminal Reports & Services	Current Month	2014 YTD	2013 YTD	% Change YTD/YTD 2014 - 2013
Non-Criminal Reports	153	1209	1255	-3.67%
Service Requests	3035	22647	23234	-2.53%
Written Reports	587	4682	5162	-9.30%
Criminal Complaint Requests	152	1231	1407	-12.51%
Warrants Served	112	822	846	-2.84%

Property Value	Current Month	2014 YTD	2013 YTD	% Change YTD/YTD 2014 - 2013
Property Stolen	\$237,341.00	\$2,936,722.00	\$3,100,107.00	-5.27%
Property Recovered	\$94,414.00	\$1,331,624.00	\$1,353,331.00	-1.60%
% Property Value Recovered	39.78%	45.34%	43.65%	3.87%

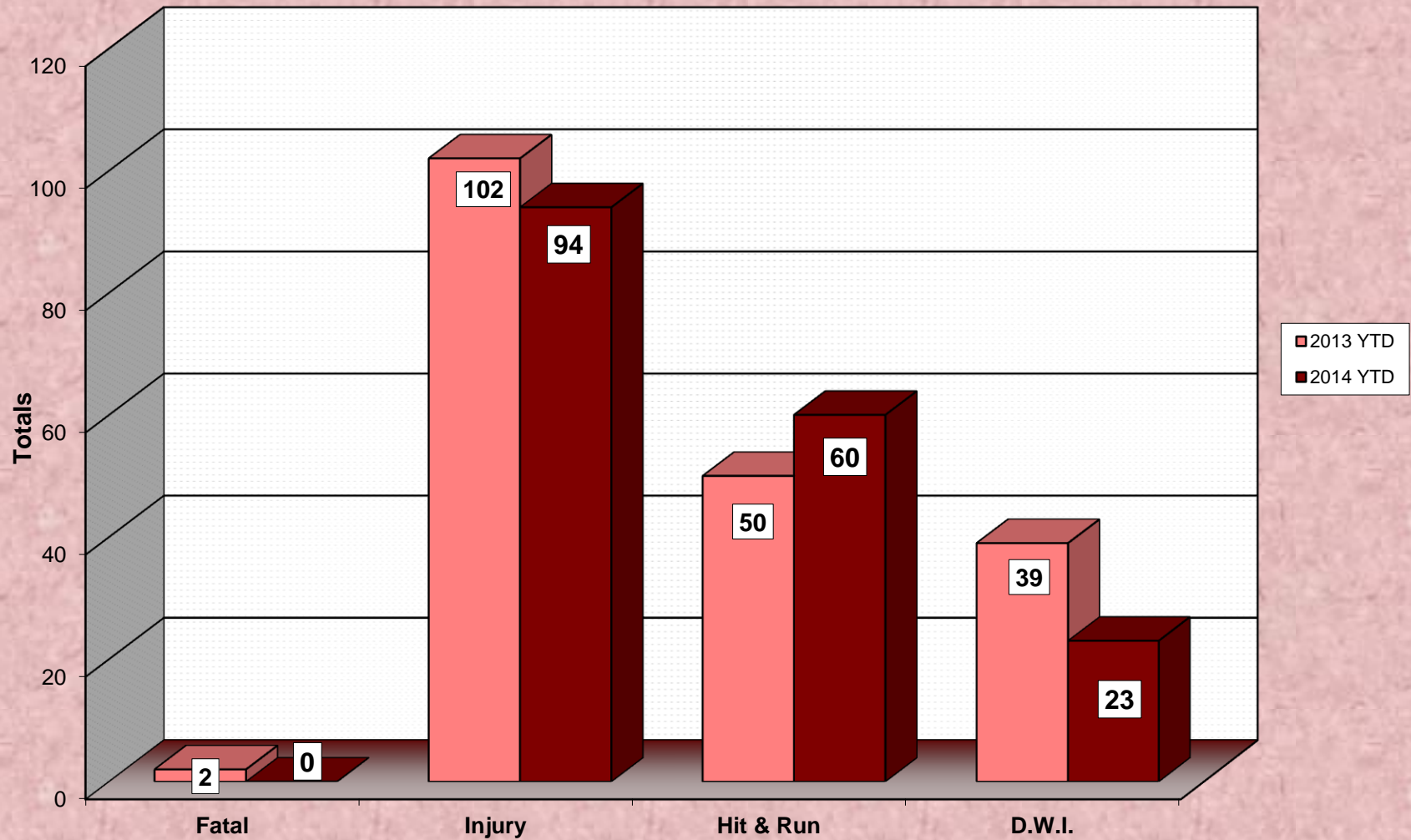
Accidents	Current Month	2014 YTD	2013 YTD	% Change YTD/YTD 2014 - 2013
Total Accidents	57	544	495	9.90%
Property Damage Only	48	450	391	15.09%
Fatal	0	0	2	-100.00%
Injury	9	94	102	-7.84%
Hit & Run	3	60	50	20.00%
D.W.I.	4	23	39	-41.03%

Arrests	Current Month	2014 YTD	2013 YTD	% Change YTD/YTD 2014 - 2013
Adult Arrests	201	1511	1836	-17.70%
Juvenile Arrests	10	89	124	-28.23%
Total Arrests	211	1600	1960	-18.37%

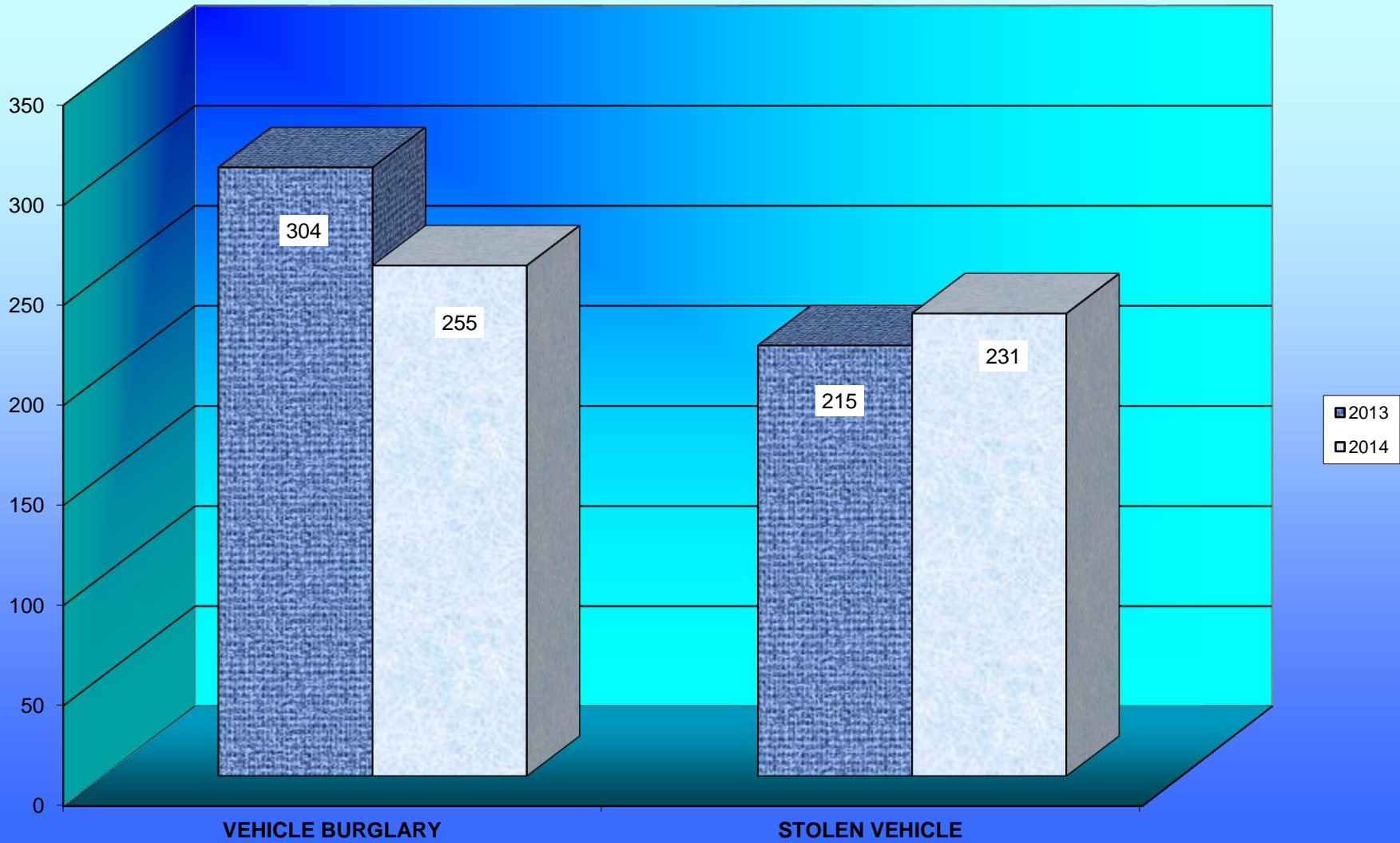
Citations	Current Month	2014 YTD	2013 YTD	% Change YTD/YTD 2014 - 2013
Total Citation Violations	465	3,224	3,464	-6.93%
D.W.I Violations	21	101	158	-36.08%
Moving Violations	102	731	1,152	-36.55%
Non-Moving Violations	71	511	583	-12.35%
Child Restraint Violations	0	6	20	-70.00%
Seat Belt Violations	24	122	71	71.83%
All Other Violations	238	1,488	1,457	2.13%
Parking Violations	49	424	360	17.78%

Department Actions	Current Month	2014 YTD	2013 YTD	% Change YTD/YTD 2014 - 2013
Pursuits	2	23	12	91.67%
Use of Force	0	23	28	-17.86%

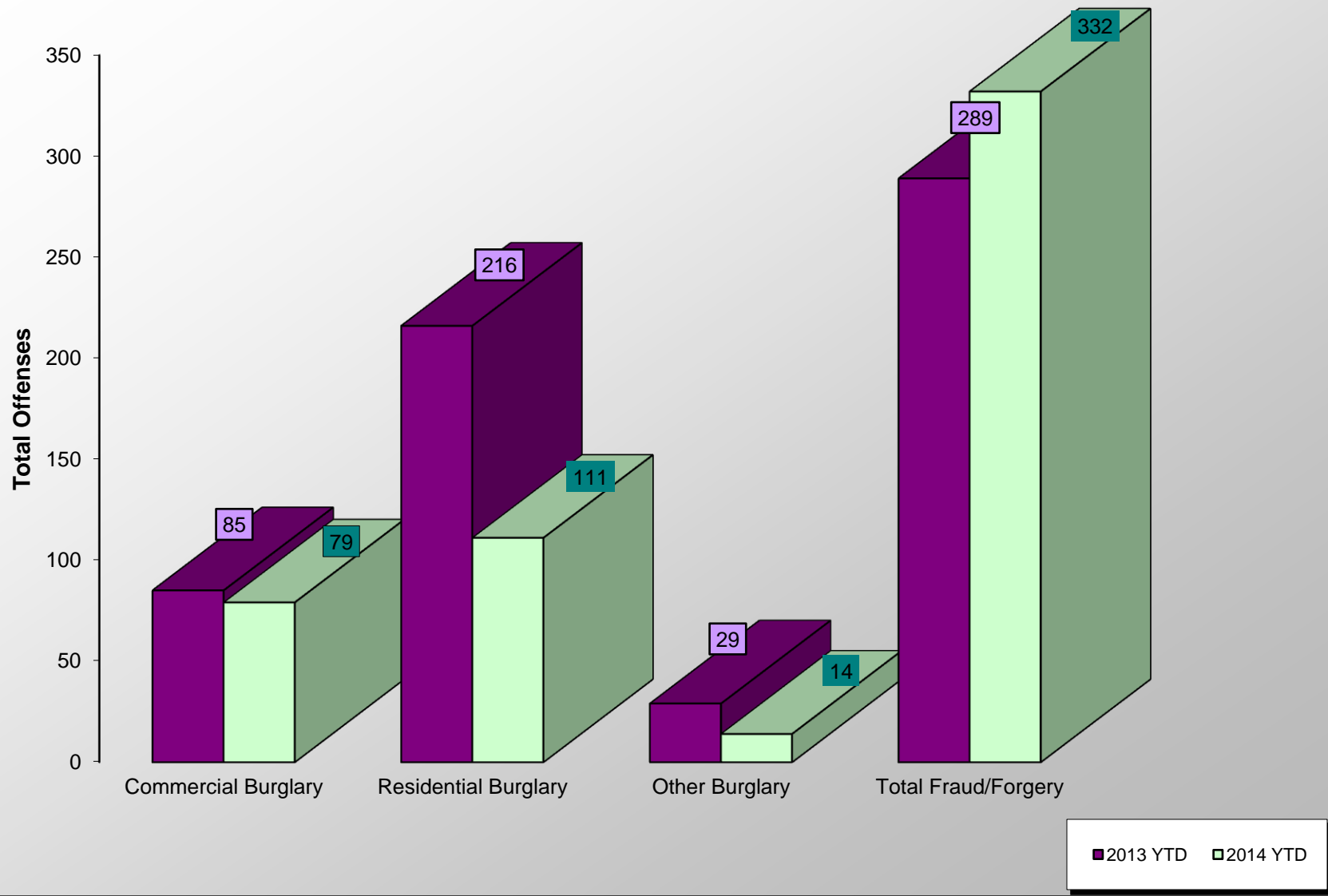
ACCIDENT COMPARISON 2013 - 2014 Year to Date



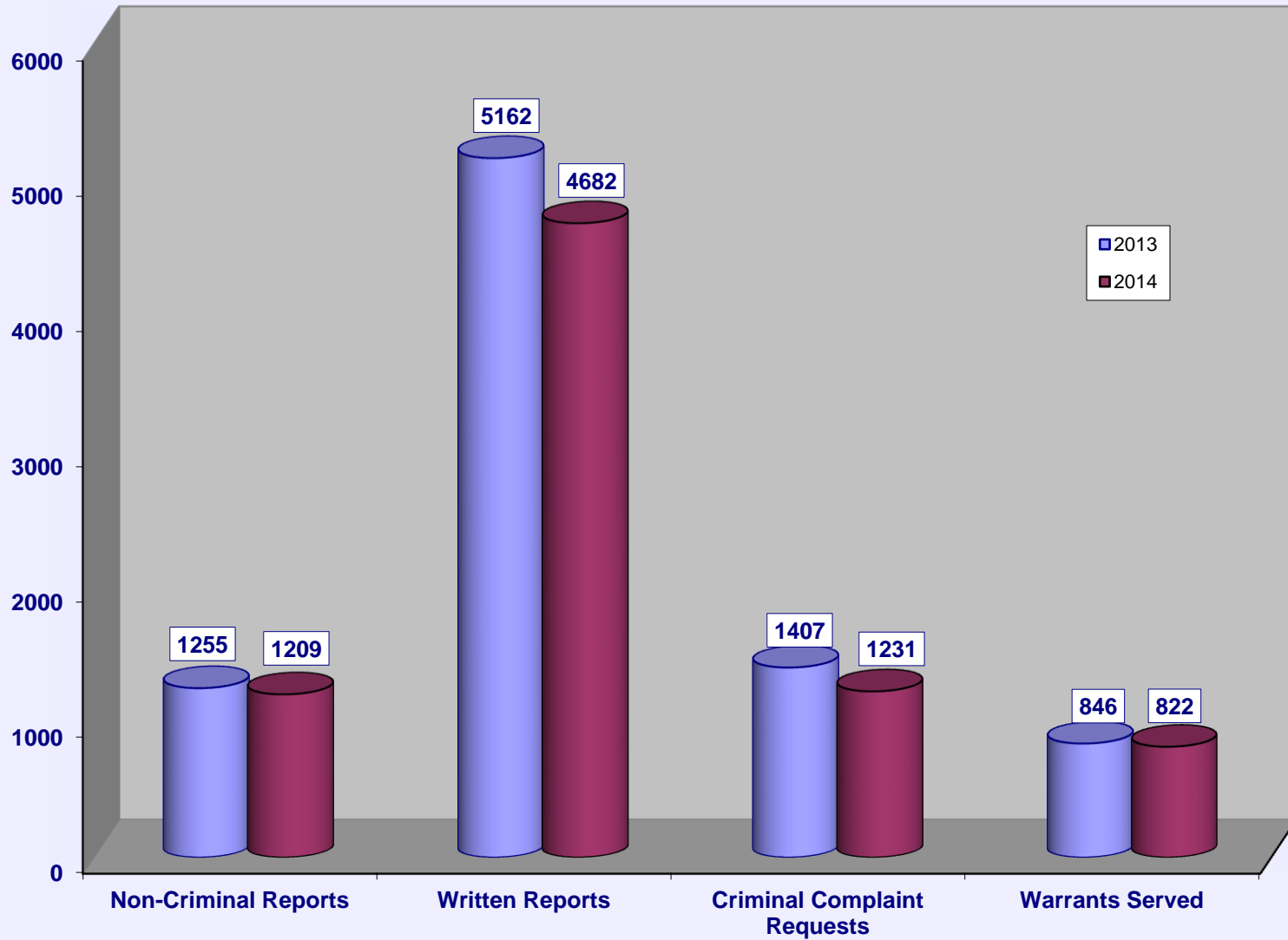
VEHICLE THEFTS



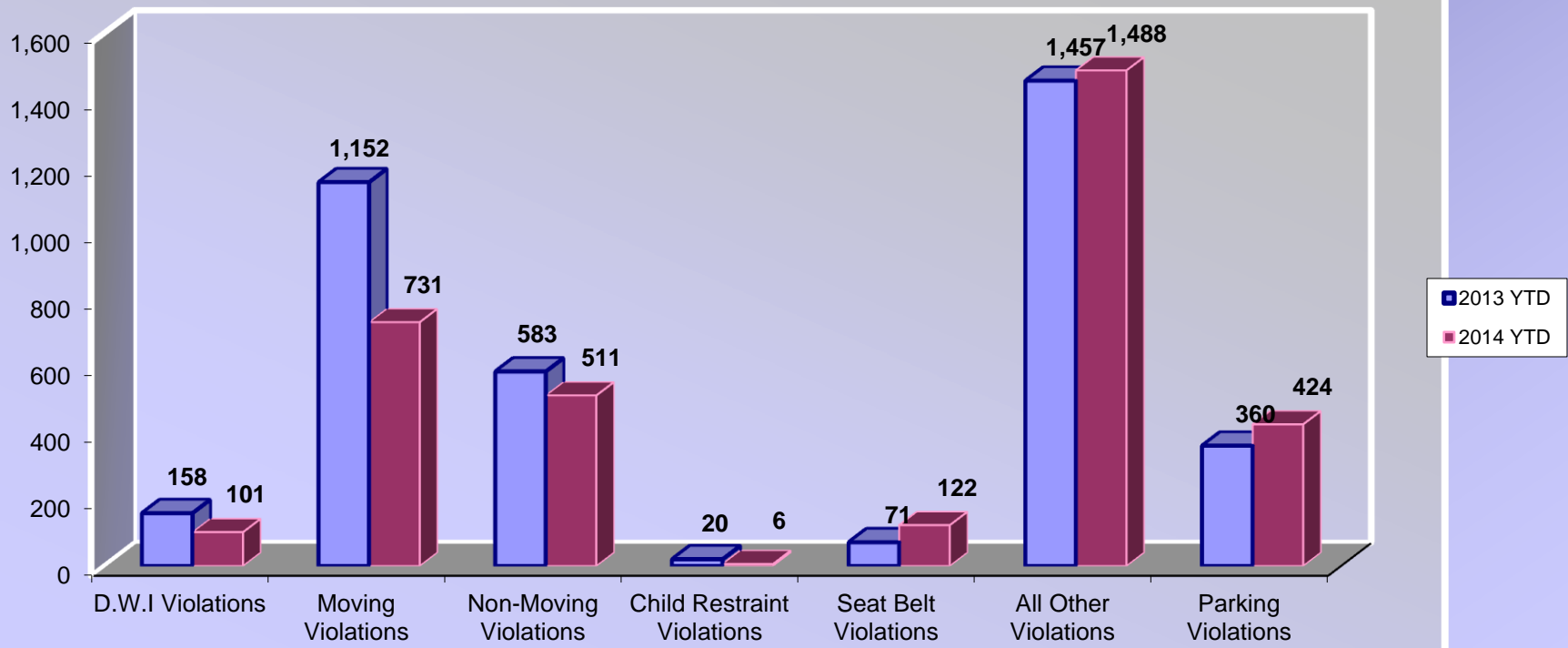
BURGLARIES 2013 - 2014 Year to Date



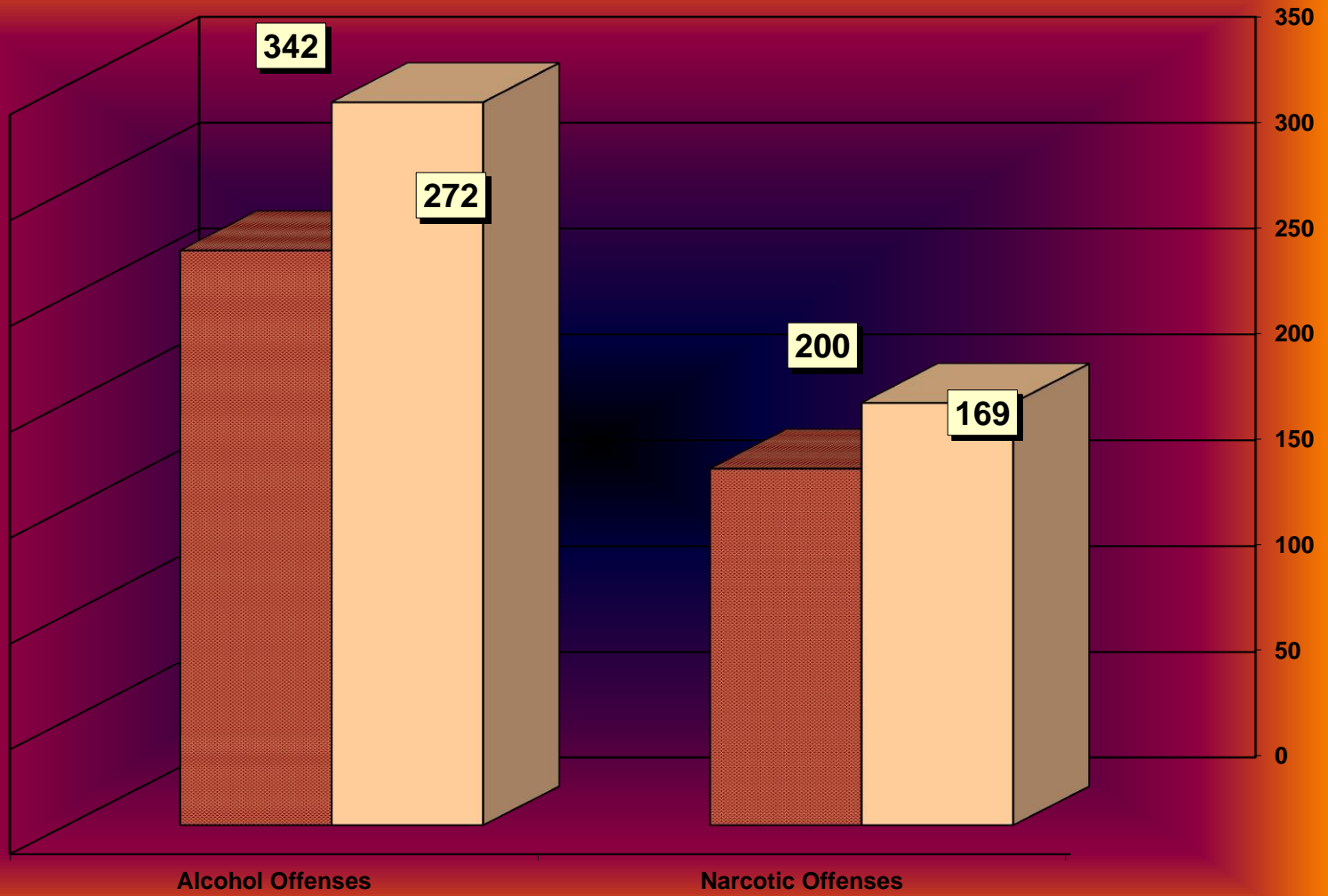
SERVICE & NON-SERVICE REQUESTS 2013 - 2014



TRAFFIC CITATIONS



NARCOTIC / ALCOHOL OFFENSES 2013 - 2014



□ 2013

■ 2014

Department Actions

