

MANTECA POLICE DEPARTMENT
MONTHLY CRIME STATISTICS REPORT
DECEMBER 2014

Part One Crime Offenses	Current Month	This Month Last Year	% Change Month/Month 2014- 2013	2014 Cleared Offenses YTD	2014 Clearance RATE YTD	2014 Offenses YTD	2013 Offenses YTD	% Change YTD/YTD 2014 - 2013	2013 Cleared Offenses YTD	2013 Clearance RATE YTD
Homicide	0	0	N/C	2	50%	4	0	N.C.	0	N.C.
Rape/Unlawful Interc	0	0	N/C	6	43%	14	13	7.69%	5	38%
Robbery	4	7	-42.86%	22	30%	74	79	-6.33%	21	27%
Aggravated Assault	3	4	-25.00%	37	51%	72	90	-20.00%	47	52%
Commercial Burglary	17	26	-34.62%	21	17%	124	169	-26.63%	21	12%
Residential Burglary	23	23	0.00%	12	7%	171	283	-39.58%	27	10%
Other Burglary	2	3	-33.33%	2	11%	19	37	-48.65%	1	3%
Auto Burglary	20	42	-52.38%	8	2%	344	475	-27.58%	20	4%
Grand Theft	11	17	-35.29%	10	7%	142	173	-17.92%	17	10%
Vehicle Theft	39	30	30.00%	52	15%	347	327	6.12%	35	11%
Arson	2	0	N.C.	1	6%	16	22	-27.27%	2	9%
All Other Felonies	28	35	-20.00%	311	74%	418	466	-10.30%	349	75%
Total Felonies	149	187	-20.32%	484	28%	1745	2134	-18.23%	545	26%
Total Burglaries	62	94	-34.04%	43	7%	658	964	-31.74%	69	7%
Misdemeanor Offenses	Current Month	This Month Last Year	% Change Month/Month 2014 - 2013	2014 Cleared Offenses YTD	2014 Clearance RATE YTD	2014 Offenses YTD	2013 Offenses YTD	% Change YTD/YTD 2014 - 2013	2013 Cleared Offenses YTD	2013 Clearance RATE YTD
Misdemeanor Thefts	60	82	-26.83%	341	36%	954	1235	-22.75%	430	35%
All Other Misdemeanors	151	147	2.72%	1390	64%	2169	2298	-5.61%	1486	65%
Total Misdemeanors	211	229	-7.86%	1731	55%	3123	3533	-11.60%	1916	54%
Miscellaneous Offenses	Current Month	This Month Last Year	% Change Month/Month 2014 - 2013	2014 Cleared Offenses YTD	2014 Clearance RATE YTD	2014 Offenses YTD	2013 Offenses YTD	% Change YTD/YTD 2014 - 2013	2013 Cleared Offenses YTD	2013 Clearance RATE YTD
Total Narcotic Offenses	15	20	-25.00%	226	92%	246	283	-13.07%	278	98%
Total Alcohol Offenses	28	29	-3.45%	392	98%	399	453	-11.92%	444	98%
Total Domestic Violence	27	29	-6.90%	225	79%	286	329	-13.07%	289	88%
Total Fraud/Forgery	24	27	-11.11%	52	11%	457	421	8.55%	47	11%
Total Vehicle Abatements	2	0	N/C.	20	133%	15	12	25.00%	12	100%
	96	105	-8.57%	915	65%	1403	1498	-6.34%	1070	71%
*N.C. - not calculable	*N/C - no change									
Chief _____										
						0				

MANTECA POLICE DEPARTMENT
MONTHLY CRIME STATISTICS REPORT
DECEMBER 2014

Non-Criminal Reports & Services	Current Month	2014 YTD	2013 YTD	% Change YTD/YTD 2014 - 2013
Non-Criminal Reports	122	1804	1860	-3.01%
Service Requests	2753	33683	34357	-1.96%
Written Reports	485	6683	7531	-11.26%
Criminal Complaint Requests	155	1854	2011	-7.81%
Warrants Served	78	1205	1258	-4.21%

Property Value	Current Month	2014 YTD	2013 YTD	% Change YTD/YTD 2014 - 2013
Property Stolen	\$401,613.00	\$4,216,178.00	\$4,833,656.00	-12.77%
Property Recovered	\$152,064.00	\$1,807,999.00	\$1,987,544.00	-9.03%
% Property Value Recovered	37.86%	42.88%	41.12%	4.29%

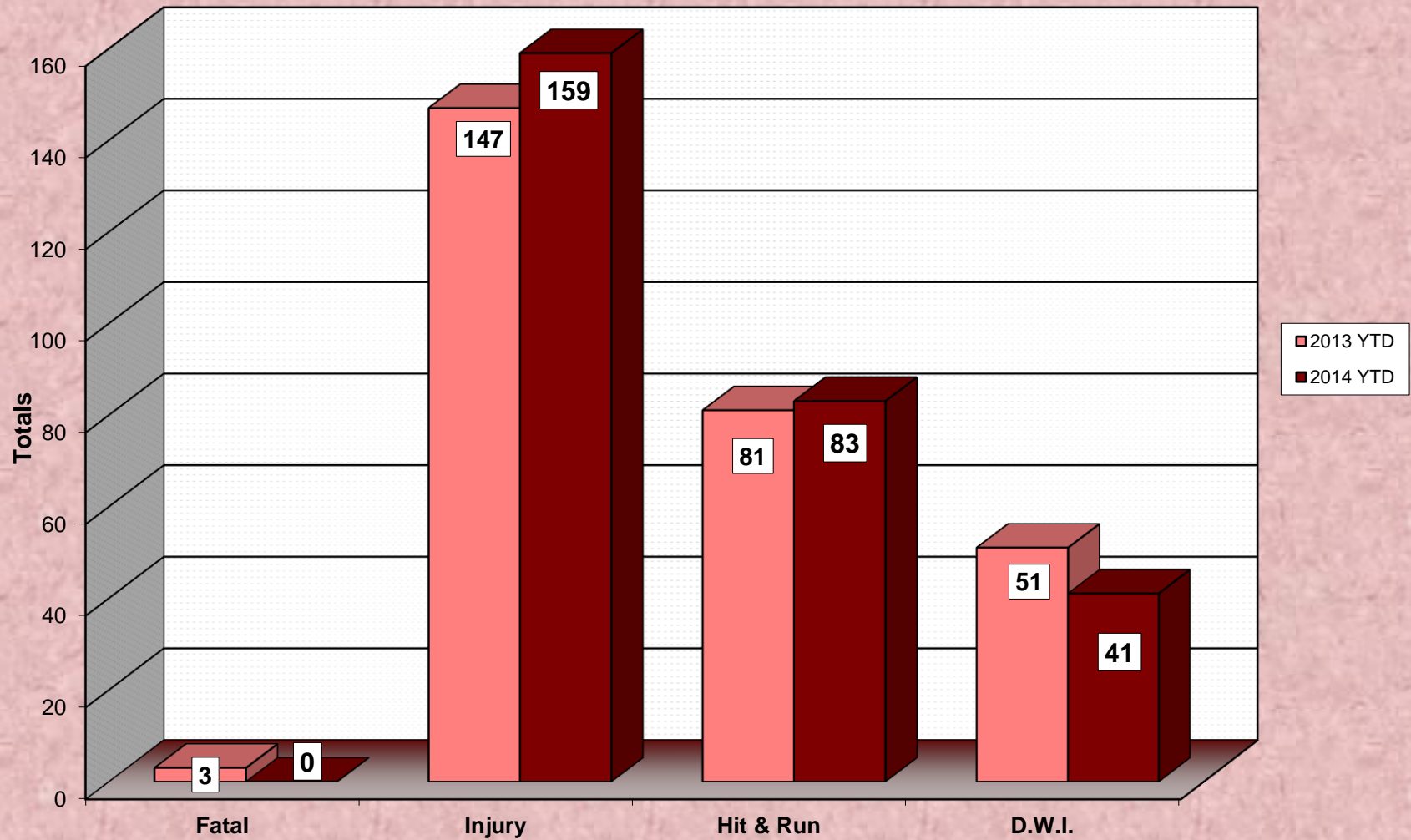
Accidents	Current Month	2014 YTD	2013 YTD	% Change YTD/YTD 2014 - 2013
Total Accidents	95	858	736	16.58%
Property Damage Only	78	699	585	19.49%
Fatal	0	0	3	-100.00%
Injury	17	159	147	8.16%
Hit & Run	8	83	81	2.47%
D.W.I.	5	41	51	-19.61%

Arrests	Current Month	2014 YTD	2013 YTD	% Change YTD/YTD 2014 - 2013
Adult Arrests	143	2159	2596	-16.83%
Juvenile Arrests	8	116	183	-36.61%
Total Arrests	151	2275	2779	-18.14%

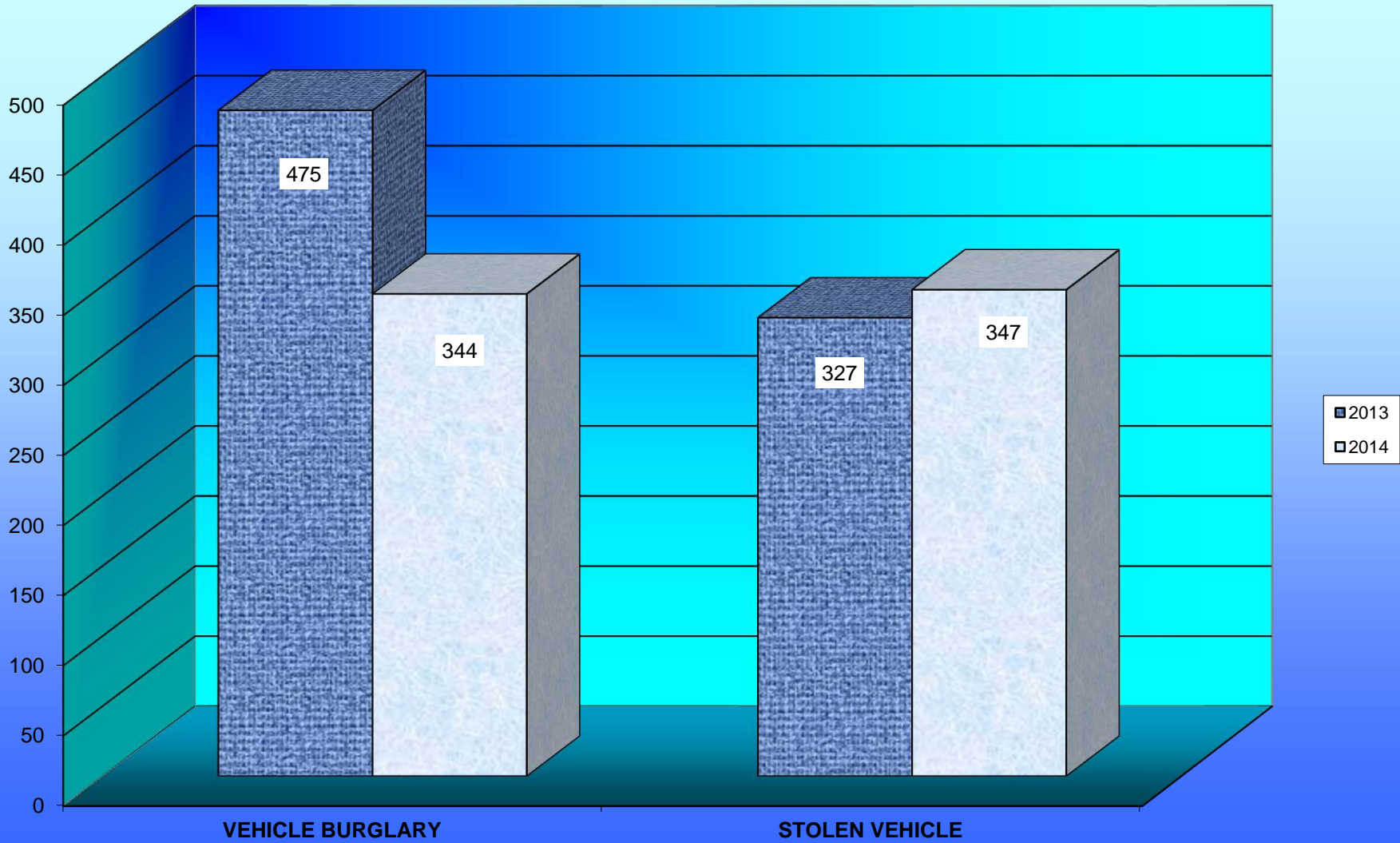
Citations	Current Month	2014 YTD	2013 YTD	% Change YTD/YTD 2014 - 2013
Total Citation Violations	351	4,711	4,868	-3.23%
D.W.I Violations	14	152	194	-21.65%
Moving Violations	131	1,221	1,464	-16.60%
Non-Moving Violations	53	734	797	-7.90%
Child Restraint Violations	1	9	25	-64.00%
Seat Belt Violations	5	183	91	101.10%
All Other Violations	139	2,103	2,192	-4.06%
Parking Violations	37	582	572	1.75%

Department Actions	Current Month	2014 YTD	2013 YTD	% Change YTD/YTD 2014 - 2013
Pursuits	4	35	16	118.75%
Use of Force	2	31	41	-24.39%

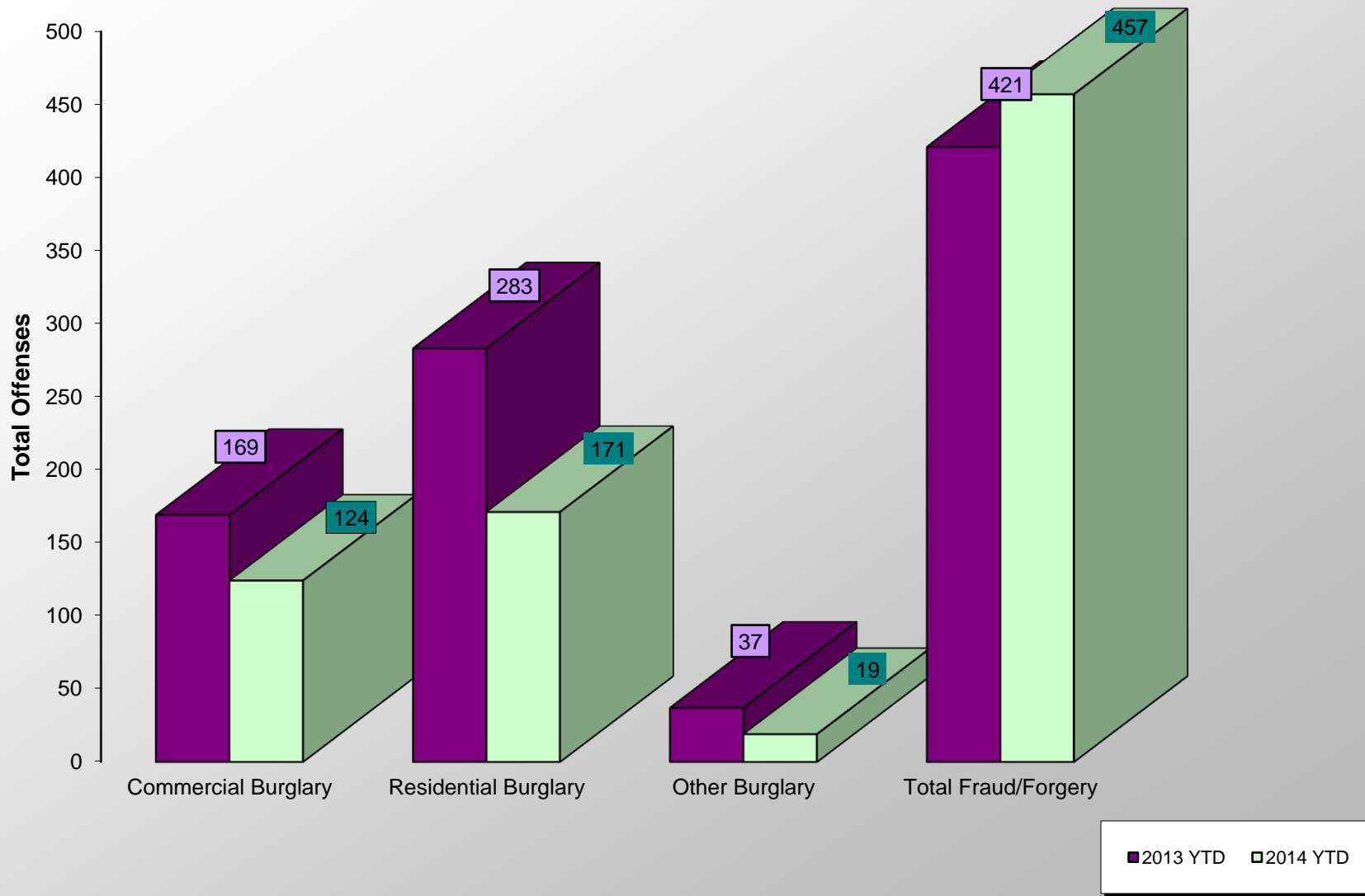
ACCIDENT COMPARISON 2013 - 2014 Year to Date



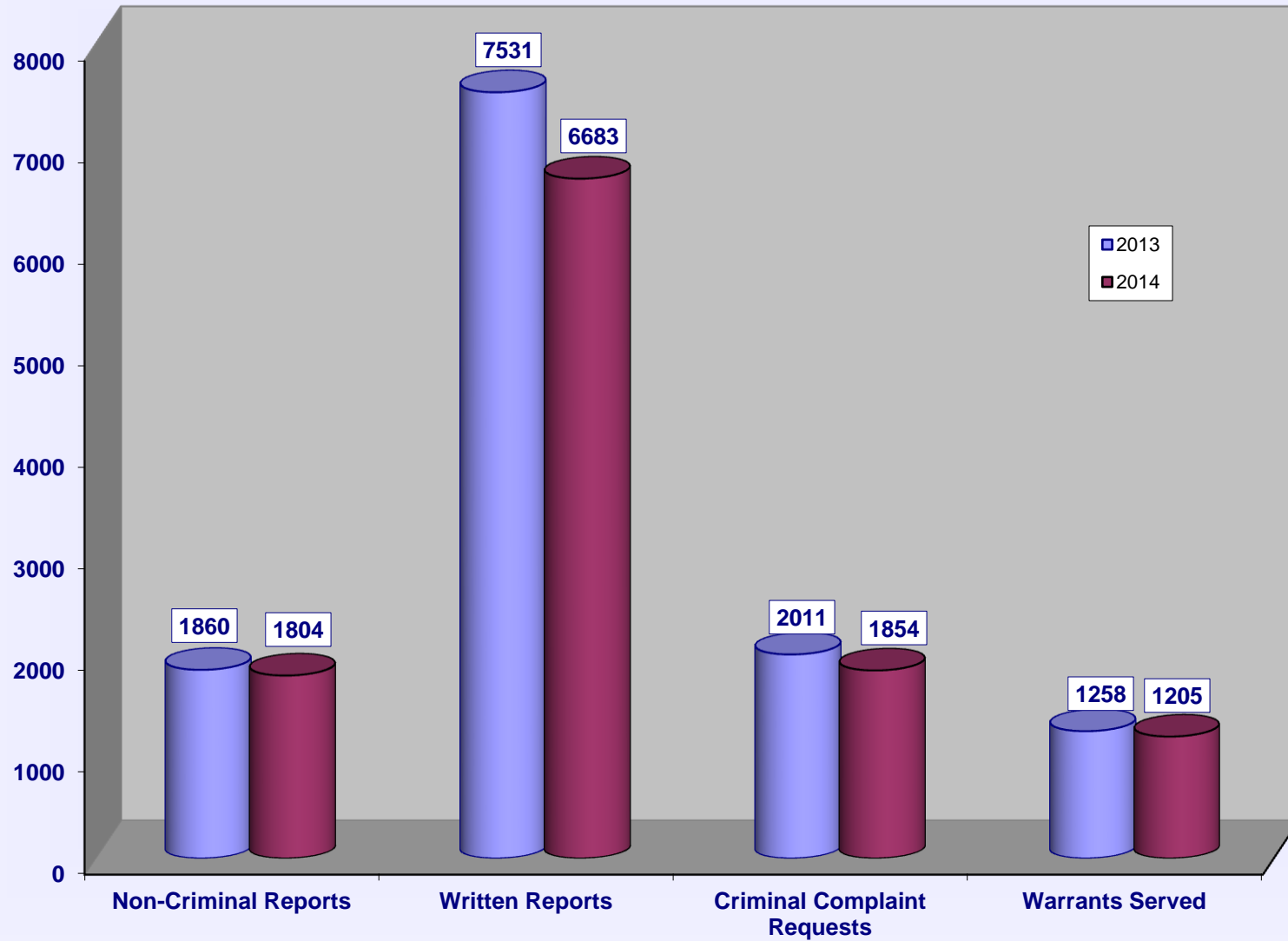
VEHICLE THEFTS



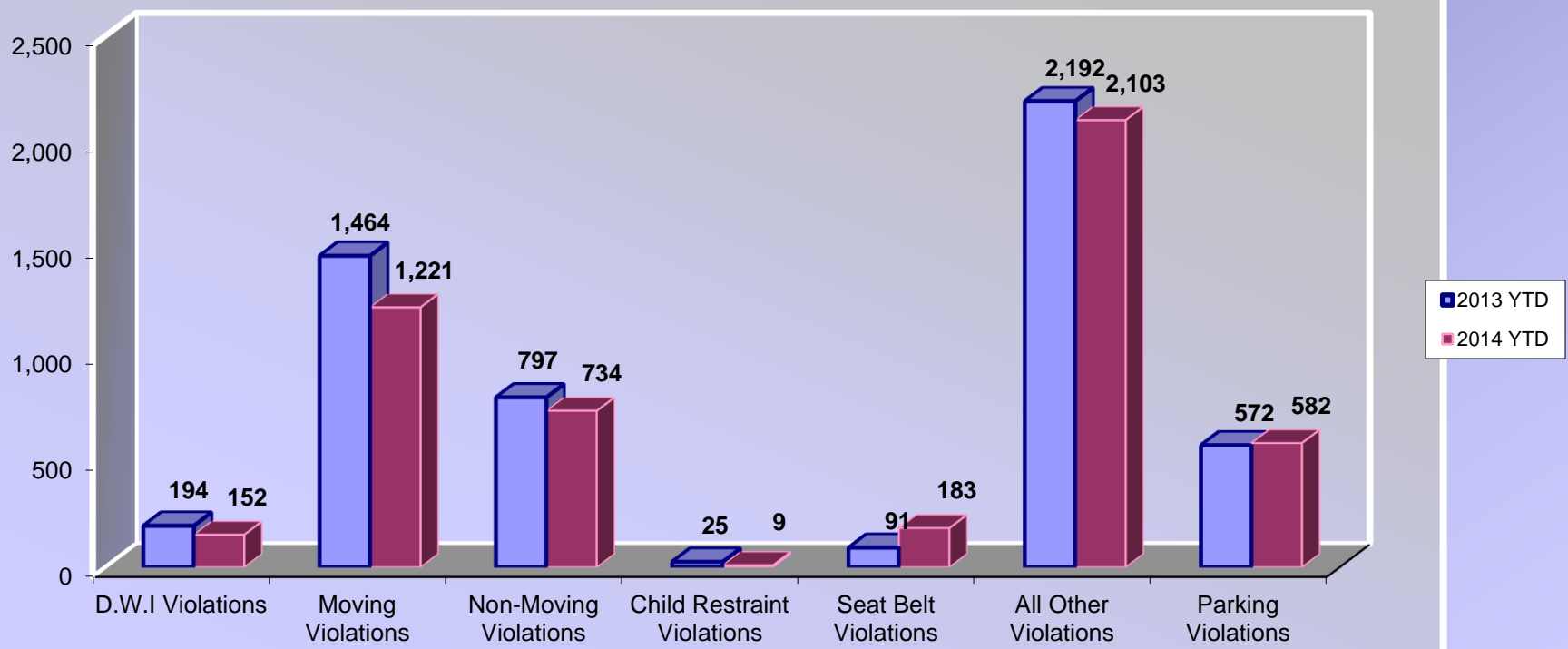
BURGLARIES 2013 - 2014 Year to Date



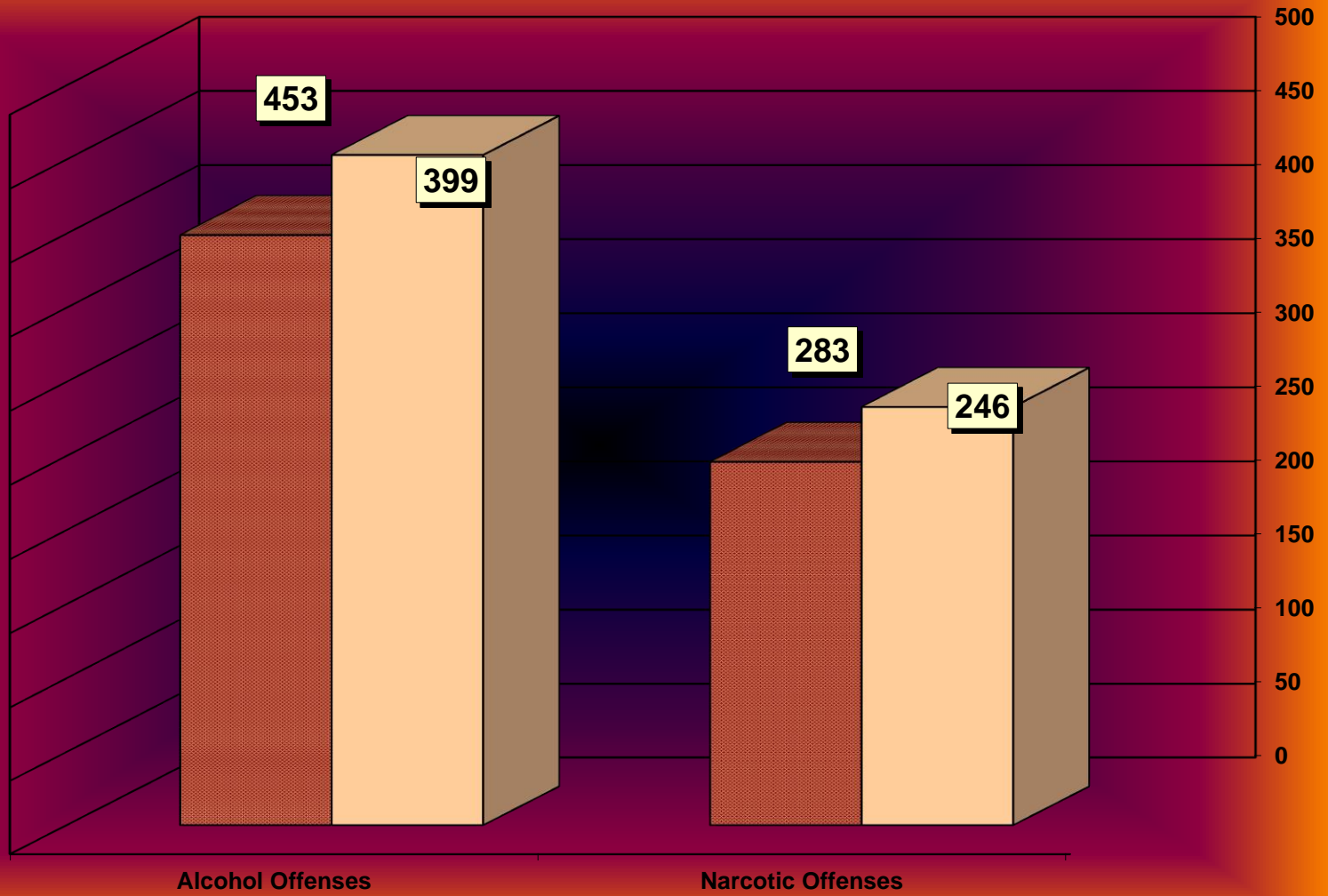
SERVICE & NON-SERVICE REQUESTS 2013 - 2014



TRAFFIC CITATIONS



NARCOTIC / ALCOHOL OFFENSES 2013 - 2014



□ 2013

■ 2014

Department Actions

