

MANTECA POLICE DEPARTMENT
MONTHLY CRIME STATISTICS REPORT
JANUARY 2015

Part One Crime Offenses	Current Month	This Month Last Year	% Change Month/Month 2015- 2014	2015 Cleared Offenses YTD	2015 Clearance RATE YTD	2015 Offenses YTD	2014 Offenses YTD	% Change YTD/YTD 2015 - 2014	2014 Cleared Offenses YTD	2014 Clearance RATE YTD
Homicide	1	1	0.00%	0	0%	1	1	0.00%	1	100%
Rape/Unlawful Interc	1	1	0.00%	0	0%	1	1	0.00%	0	0%
Robbery	8	10	-20.00%	4	50%	8	10	-20.00%	2	20%
Aggravated Assault	5	8	-37.50%	2	40%	5	8	-37.50%	3	38%
Commercial Burglary	22	15	46.67%	0	0%	22	15	46.67%	0	0%
Residential Burglary	26	14	85.71%	2	8%	26	14	85.71%	0	0%
Other Burglary	4	4	0.00%	0	0%	4	4	0.00%	0	0%
Auto Burglary	33	38	-13.16%	1	3%	33	38	-13.16%	3	8%
Grand Theft	19	17	11.76%	1	5%	19	17	11.76%	0	0%
Vehicle Theft	25	37	-32.43%	2	8%	25	37	-32.43%	9	24%
Arson	2	3	-33.33%	0	0%	2	3	-33.33%	1	33%
All Other Felonies	37	32	15.63%	28	76%	37	32	15.63%	24	75%
Total Felonies	183	180	1.67%	40	22%	183	180	1.67%	43	24%
Total Burglaries	85	71	19.72%	3	4%	85	71	19.72%	3	4%
Misdemeanor Offenses	Current Month	This Month Last Year	% Change Month/Month 2015 - 2014	2015 Cleared Offenses YTD	2015 Clearance RATE YTD	2015 Offenses YTD	2014 Offenses YTD	% Change YTD/YTD 2015 - 2014	2014 Cleared Offenses YTD	2014 Clearance RATE YTD
Misdemeanor Thefts	94	126	-25.40%	25	27%	94	126	-25.40%	38	30%
All Other Misdemeanors	181	240	-24.58%	144	80%	181	240	-24.58%	145	60%
Total Misdemeanors	275	366	-24.86%	169	61%	275	366	-24.86%	183	50%
Miscellaneous Offenses	Current Month	This Month Last Year	% Change Month/Month 2015 - 2014	2015 Cleared Offenses YTD	2015 Clearance RATE YTD	2015 Offenses YTD	2014 Offenses YTD	% Change YTD/YTD 2015 - 2014	2014 Cleared Offenses YTD	2014 Clearance RATE YTD
Total Narcotic Offenses	19	21	-9.52%	19	100%	19	21	-9.52%	19	90%
Total Alcohol Offenses	36	36	0.00%	36	100%	36	36	0.00%	32	89%
Total Domestic Violence	23	22	4.55%	30	130%	23	22	4.55%	27	123%
Total Fraud/Forgery	34	77	-55.84%	7	21%	34	77	-55.84%	9	12%
Total Vehicle Abatements	0	2	-100.00%	1	N.C.	0	2	-100.00%	2	100%
	112	158	-29.11%	93	83%	112	158	-29.11%	89	56%
*N.C. - not calculable	*N/C - no change									
Chief _____										
						0				

MANTECA POLICE DEPARTMENT
MONTHLY CRIME STATISTICS REPORT
JANUARY 2015

Non-Criminal Reports & Services	Current Month	2015 YTD	2014 YTD	% Change YTD/YTD 2015 - 2014
Non-Criminal Reports	152	152	168	-9.52%
Service Requests	2901	2901	2693	7.72%
Written Reports	610	610	713	-14.45%
Criminal Complaint Requests	152	152	169	-10.06%
Warrants Served	115	115	106	8.49%

Property Value	Current Month	2015 YTD	2014 YTD	% Change YTD/YTD 2015 - 2014
Property Stolen	\$467,152.00	\$467,152.00	\$413,472.00	12.98%
Property Recovered	\$233,392.00	\$233,392.00	\$163,033.00	43.16%
% Property Value Recovered	49.96%	49.96%	39.43%	26.71%

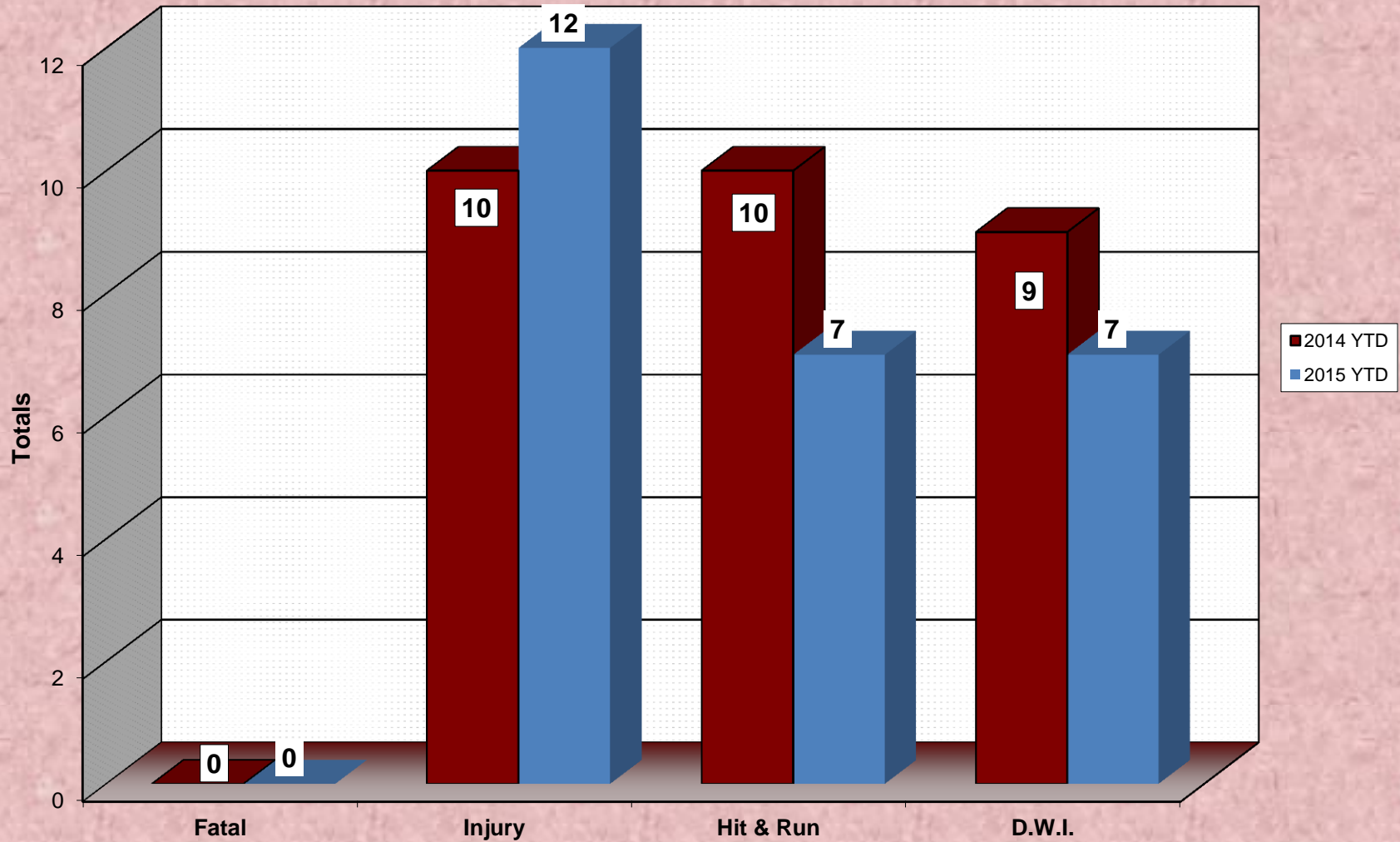
Accidents	Current Month	2015 YTD	2014 YTD	% Change YTD/YTD 2015 - 2014
Total Accidents	63	63	66	-4.55%
Property Damage Only	53	53	54	-1.85%
Fatal	0	0	0	N/C
Injury	10	10	12	-16.67%
Hit & Run	10	10	7	42.86%
D.W.I.	9	9	7	28.57%

Arrests	Current Month	2015 YTD	2014 YTD	% Change YTD/YTD 2015 - 2014
Adult Arrests	182	182	194	-6.19%
Juvenile Arrests	12	12	20	-40.00%
Total Arrests	194	194	214	-9.35%


Citations	Current Month	2015 YTD	2014 YTD	% Change YTD/YTD 2015 - 2014
Total Citation Violations	451	451	388	16.24%
D.W.I Violations	23	23	13	76.92%
Moving Violations	133	133	72	84.72%
Non-Moving Violations	123	123	59	108.47%
Child Restraint Violations	2	2	2	0.00%
Seat Belt Violations	9	9	6	50.00%
All Other Violations	149	149	244	-38.93%
Parking Violations	58	58	37	56.76%

Department Actions	Current Month	2015 YTD	2014 YTD	% Change YTD/YTD 2015 - 2014
Pursuits	6	6	1	500.00%
Use of Force	1	1	4	-75.00%

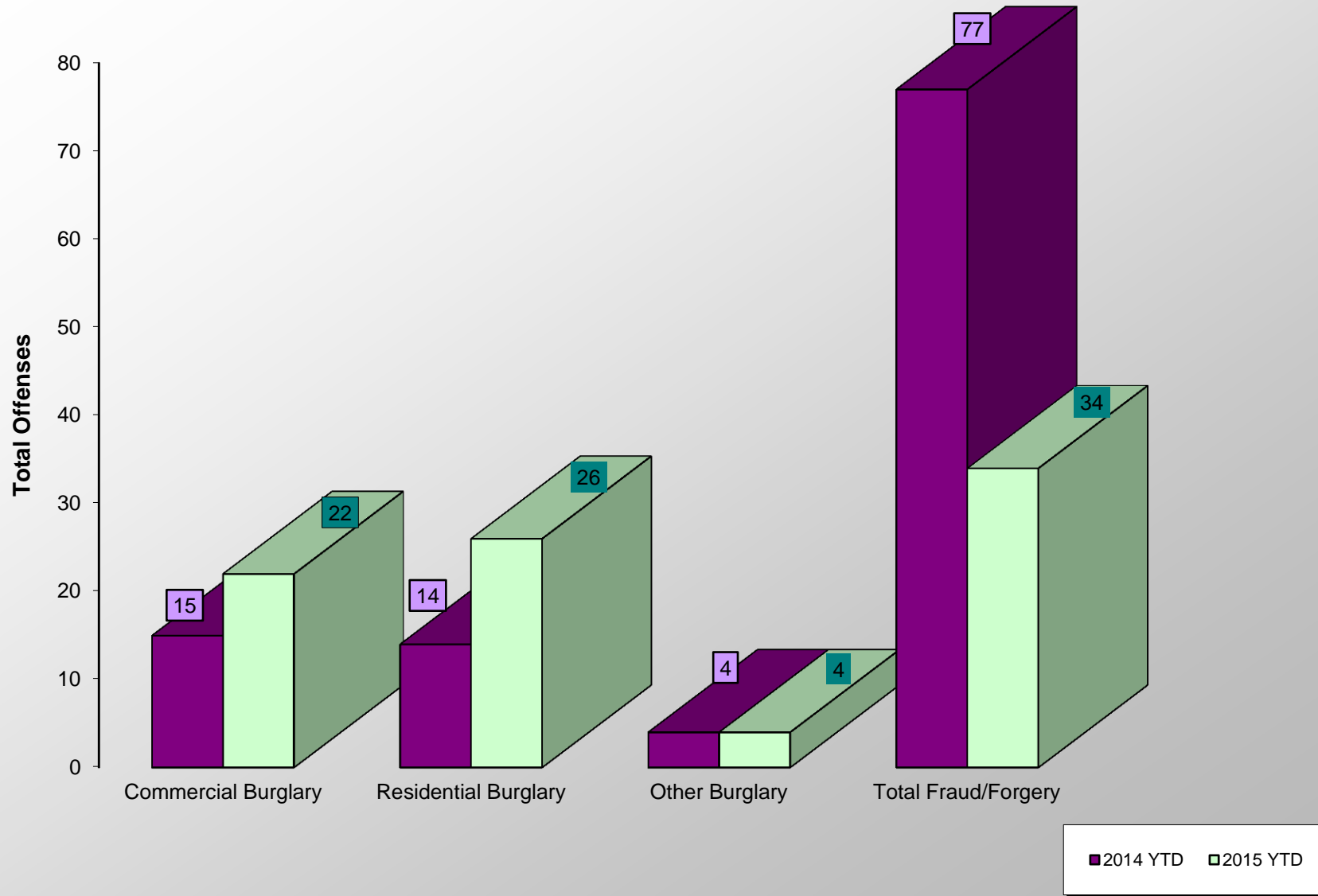
ACCIDENT COMPARISON 2014 - 2015 Year to Date



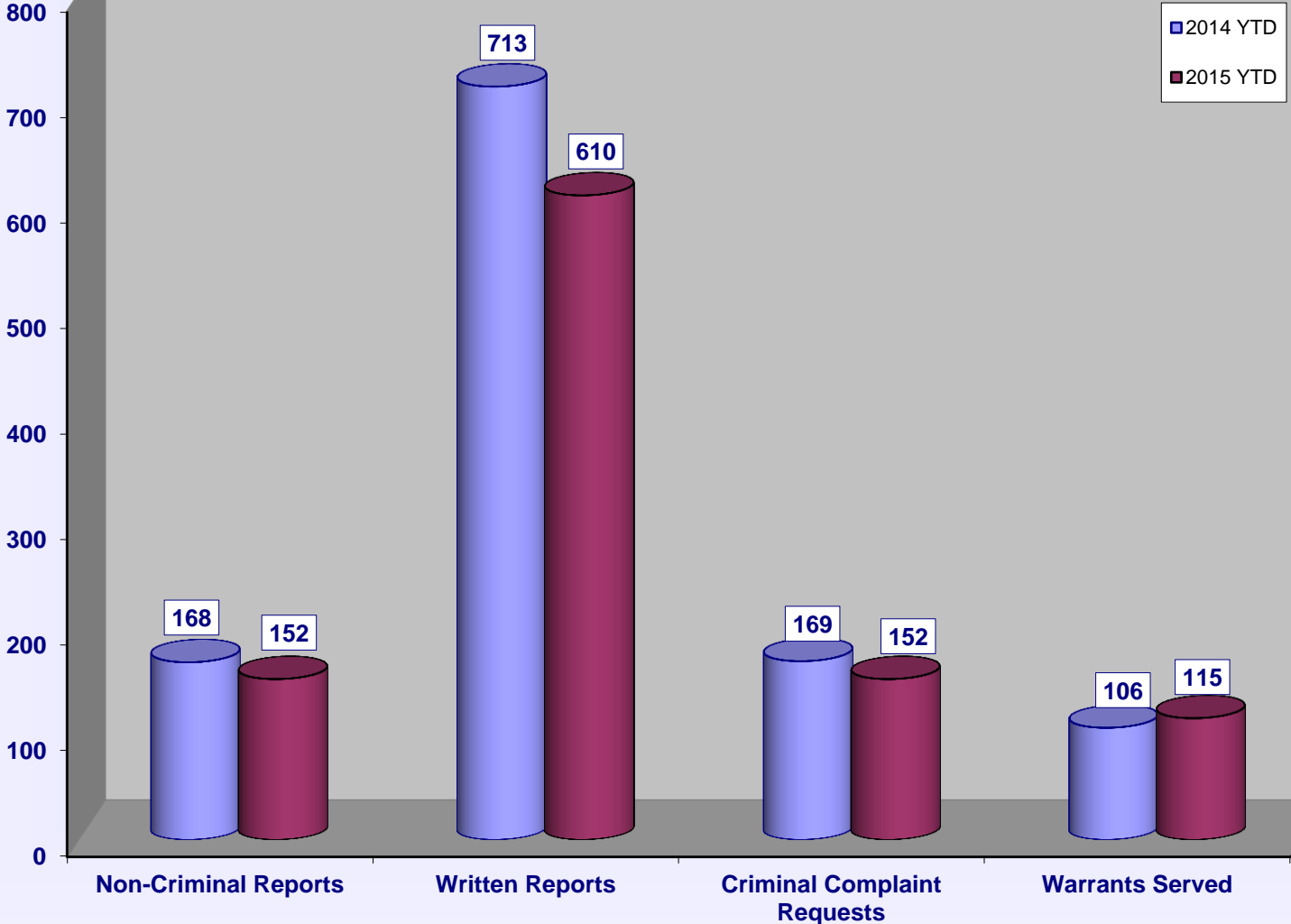
VEHICLE THEFTS



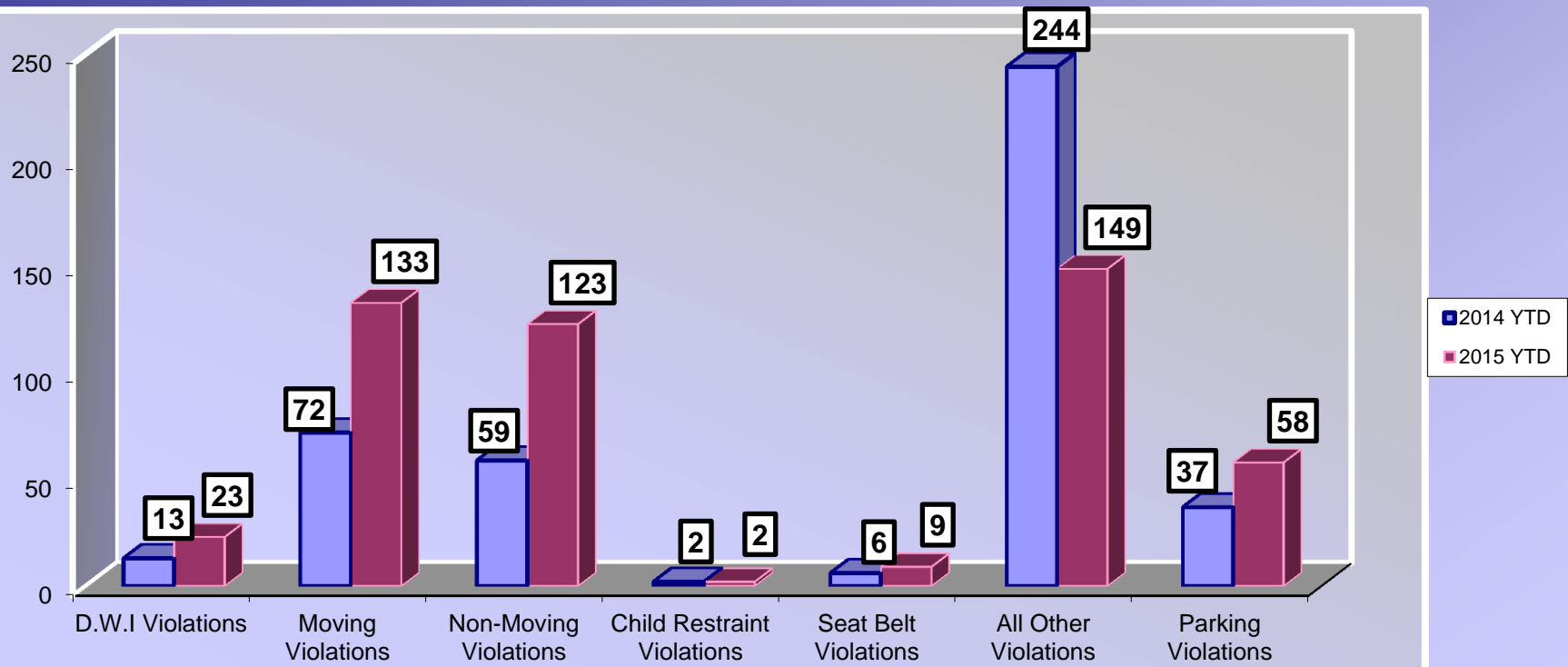
BURGLARIES 2014 - 2015 Year to Date



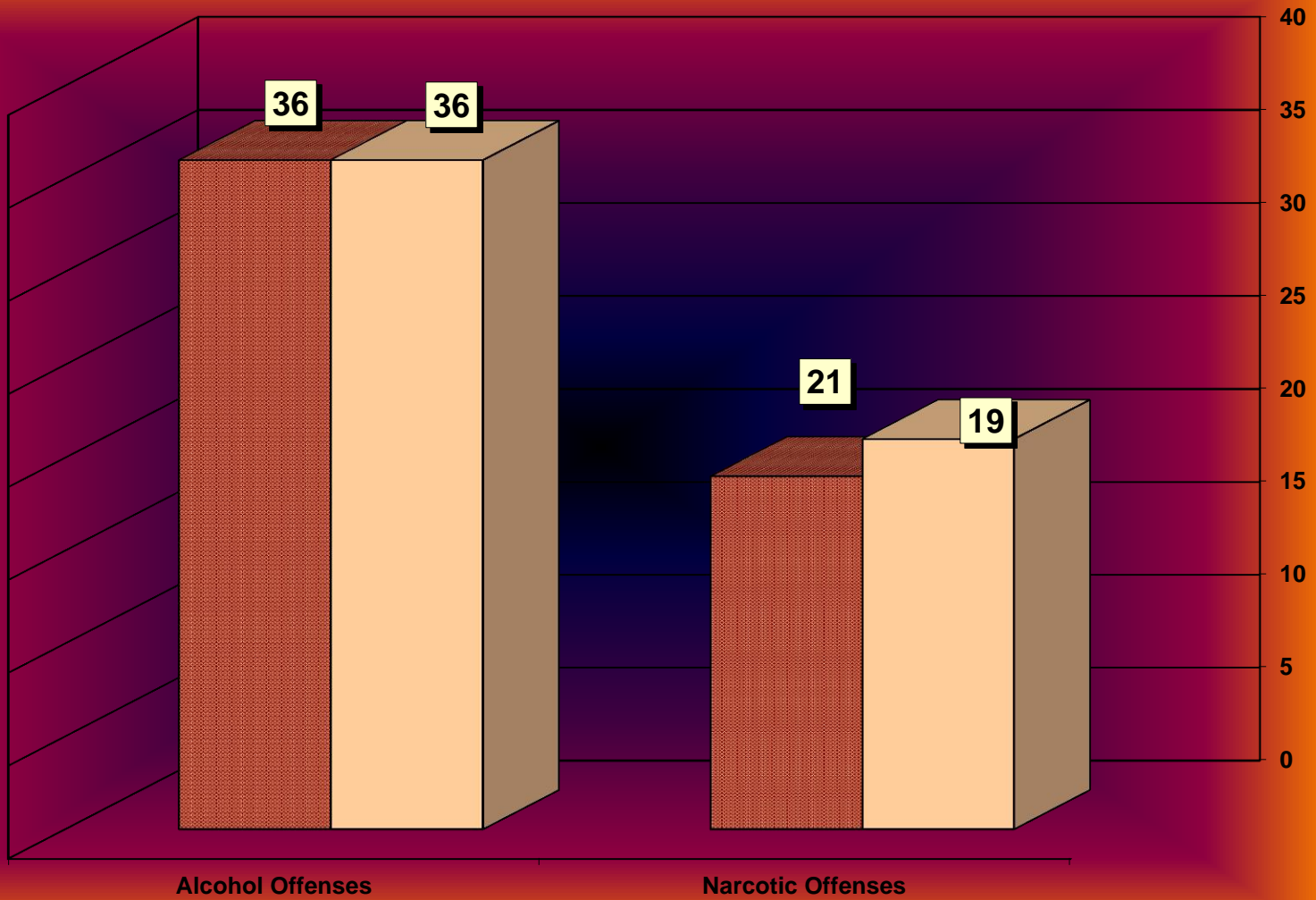
SERVICE & NON-SERVICE REQUESTS 2014 - 2015



TRAFFIC CITATIONS



NARCOTIC / ALCOHOL OFFENSES 2014 - 2015



□ 2014 YTD
■ 2015 YTD

Department Actions

