

MANTECA POLICE DEPARTMENT
MONTHLY CRIME STATISTICS REPORT
MARCH 2015

Part One Crime Offenses	Current Month	This Month Last Year	% Change Month/Month 2015- 2014	2015 Cleared Offenses YTD	2015 Clearance RATE YTD	2015 Offenses YTD	2014 Offenses YTD	% Change YTD/YTD 2015 - 2014	2014 Cleared Offenses YTD	2014 Clearance RATE YTD
Homicide	0	1	-100.00%	0	0%	1	2	-50.00%	1	50%
Rape/Unlawful Interc	2	1	100.00%	0	0%	6	3	100.00%	0	0%
Robbery	11	8	37.50%	6	30%	20	28	-28.57%	7	25%
Aggravated Assault	8	6	33.33%	9	53%	17	20	-15.00%	8	40%
Commercial Burglary	21	8	162.50%	4	7%	54	30	80.00%	2	7%
Residential Burglary	12	19	-36.84%	7	13%	54	43	25.58%	3	7%
Other Burglary	2	2	0.00%	0	0%	11	7	57.14%	0	0%
Auto Burglary	18	38	-52.63%	1	1%	82	106	-22.64%	4	4%
Grand Theft	16	16	0.00%	3	6%	50	39	28.21%	2	5%
Vehicle Theft	29	9	222.22%	12	16%	74	82	-9.76%	14	17%
Arson	2	1	100.00%	0	0%	8	4	100.00%	1	25%
All Other Felonies	37	39	-5.13%	73	72%	102	107	-4.67%	89	83%
Total Felonies	158	148	6.76%	115	24%	479	471	1.70%	131	28%
Total Burglaries	53	67	-20.90%	12	6%	201	186	8.06%	9	5%
Misdemeanor Offenses	Current Month	This Month Last Year	% Change Month/Month 2015 - 2014	2015 Cleared Offenses YTD	2015 Clearance RATE YTD	2015 Offenses YTD	2014 Offenses YTD	% Change YTD/YTD 2015 - 2014	2014 Cleared Offenses YTD	2014 Clearance RATE YTD
Misdemeanor Thefts	92	91	1.10%	68	26%	266	287	-7.32%	106	37%
All Other Misdemeanors	170	208	-18.27%	385	74%	517	596	-13.26%	346	58%
Total Misdemeanors	262	299	-12.37%	453	58%	783	883	-11.33%	452	51%
Miscellaneous Offenses	Current Month	This Month Last Year	% Change Month/Month 2015 - 2014	2015 Cleared Offenses YTD	2015 Clearance RATE YTD	2015 Offenses YTD	2014 Offenses YTD	% Change YTD/YTD 2015 - 2014	2014 Cleared Offenses YTD	2014 Clearance RATE YTD
Total Narcotic Offenses	18	29	-37.93%	54	98%	55	76	-27.63%	69	91%
Total Alcohol Offenses	28	36	-22.22%	93	100%	93	90	3.33%	84	93%
Total Domestic Violence	30	22	36.36%	86	108%	80	64	25.00%	57	89%
Total Fraud/Forgery	33	47	-29.79%	17	17%	99	158	-37.34%	16	10%
Total Vehicle Abatements	1	3	-66.67%	4	200%	2	7	-71.43%	5	71%
	110	137	-19.71%	254	77%	329	395	-16.71%	231	58%
*N.C. - not calculable	*N/C - no change									
Chief _____										
						0				

MANTECA POLICE DEPARTMENT
MONTHLY CRIME STATISTICS REPORT
MARCH 2015

Non-Criminal Reports & Services	Current Month	2015 YTD	2014 YTD	% Change YTD/YTD 2015 - 2014
Non-Criminal Reports	165	475	450	5.56%
Service Requests	3091	8587	7833	9.63%
Written Reports	585	1716	1802	-4.77%
Criminal Complaint Requests	153	428	444	-3.60%
Warrants Served	103	301	321	-6.23%

Property Value	Current Month	2015 YTD	2014 YTD	% Change YTD/YTD 2015 - 2014
Property Stolen	\$423,937.00	\$1,239,115.00	\$1,047,578.00	18.28%
Property Recovered	\$293,110.00	\$690,380.00	\$522,922.00	32.02%
% Property Value Recovered	69.14%	55.72%	49.92%	11.62%

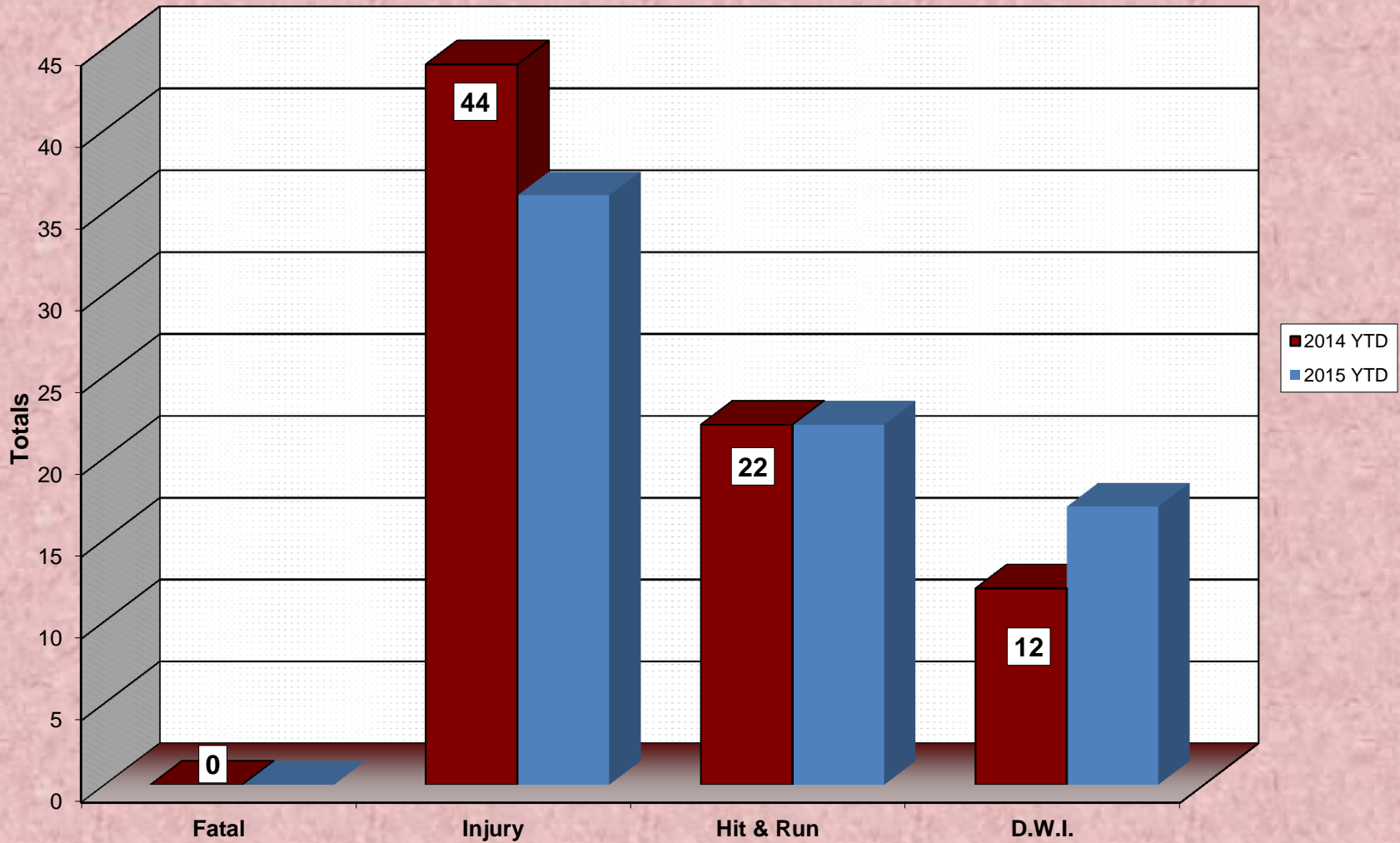
Accidents	Current Month	2015 YTD	2014 YTD	% Change YTD/YTD 2015 - 2014
Total Accidents	71	201	207	-2.90%
Property Damage Only	58	164	163	0.61%
Fatal	0	0	0	N/C
Injury	13	36	44	-18.18%
Hit & Run	7	22	22	0.00%
D.W.I.	4	17	12	41.67%

Arrests	Current Month	2015 YTD	2014 YTD	% Change YTD/YTD 2015 - 2014
Adult Arrests	180	519	564	-7.98%
Juvenile Arrests	9	29	39	-25.64%
Total Arrests	189	548	603	-9.12%

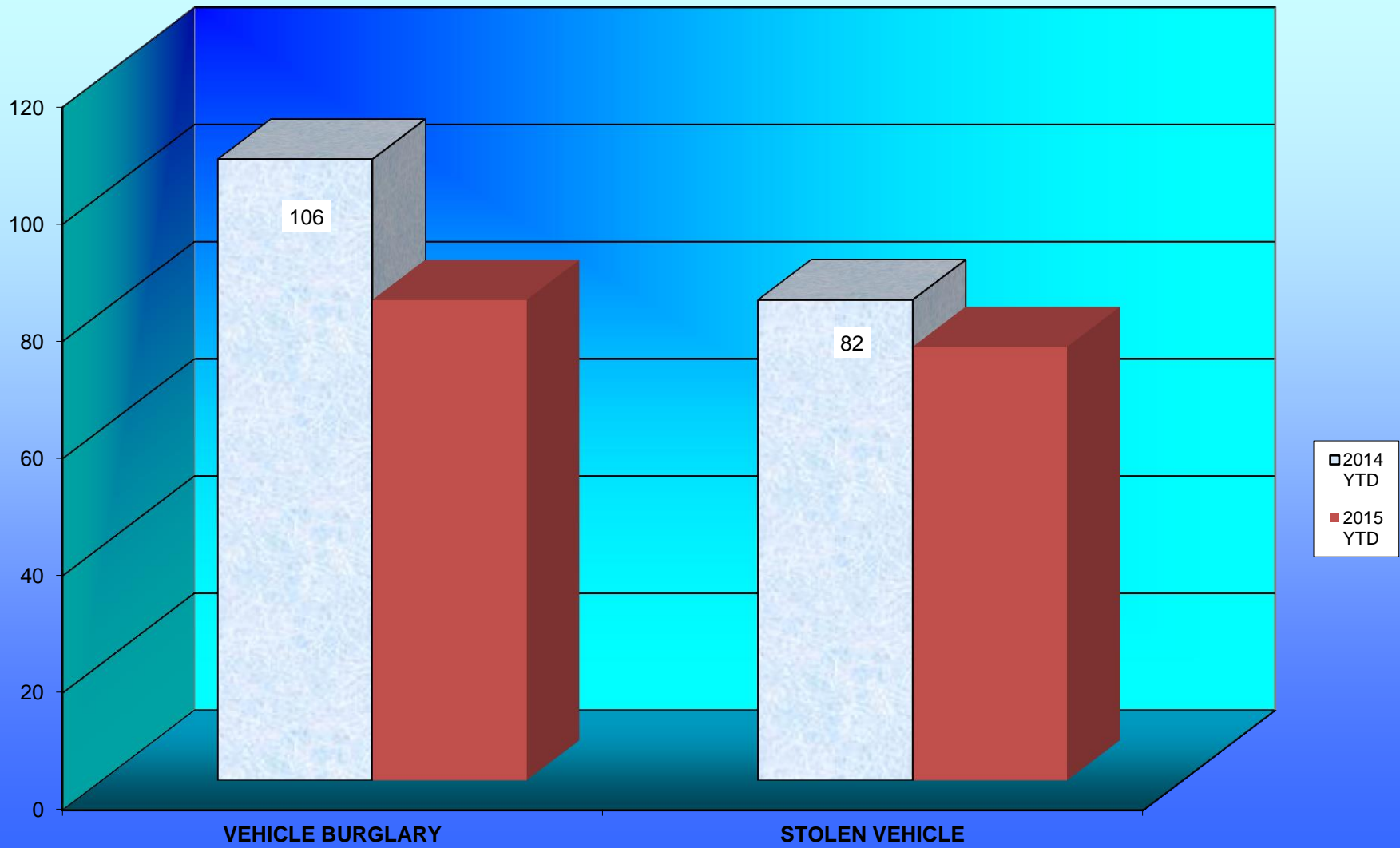
Citations	Current Month	2015 YTD	2014 YTD	% Change YTD/YTD 2015 - 2014
Total Citation Violations	360	1,232	1,119	10.10%
D.W.I Violations	7	45	34	32.35%
Moving Violations	140	443	223	98.65%
Non-Moving Violations	36	229	179	27.93%
Child Restraint Violations	2	4	2	100.00%
Seat Belt Violations	13	33	26	26.92%
All Other Violations	170	470	570	-17.54%
Parking Violations	38	152	116	31.03%

Department Actions	Current Month	2015 YTD	2014 YTD	% Change YTD/YTD 2015 - 2014
Pursuits	2	9	10	-10.00%
Use of Force	3	6	11	-45.45%

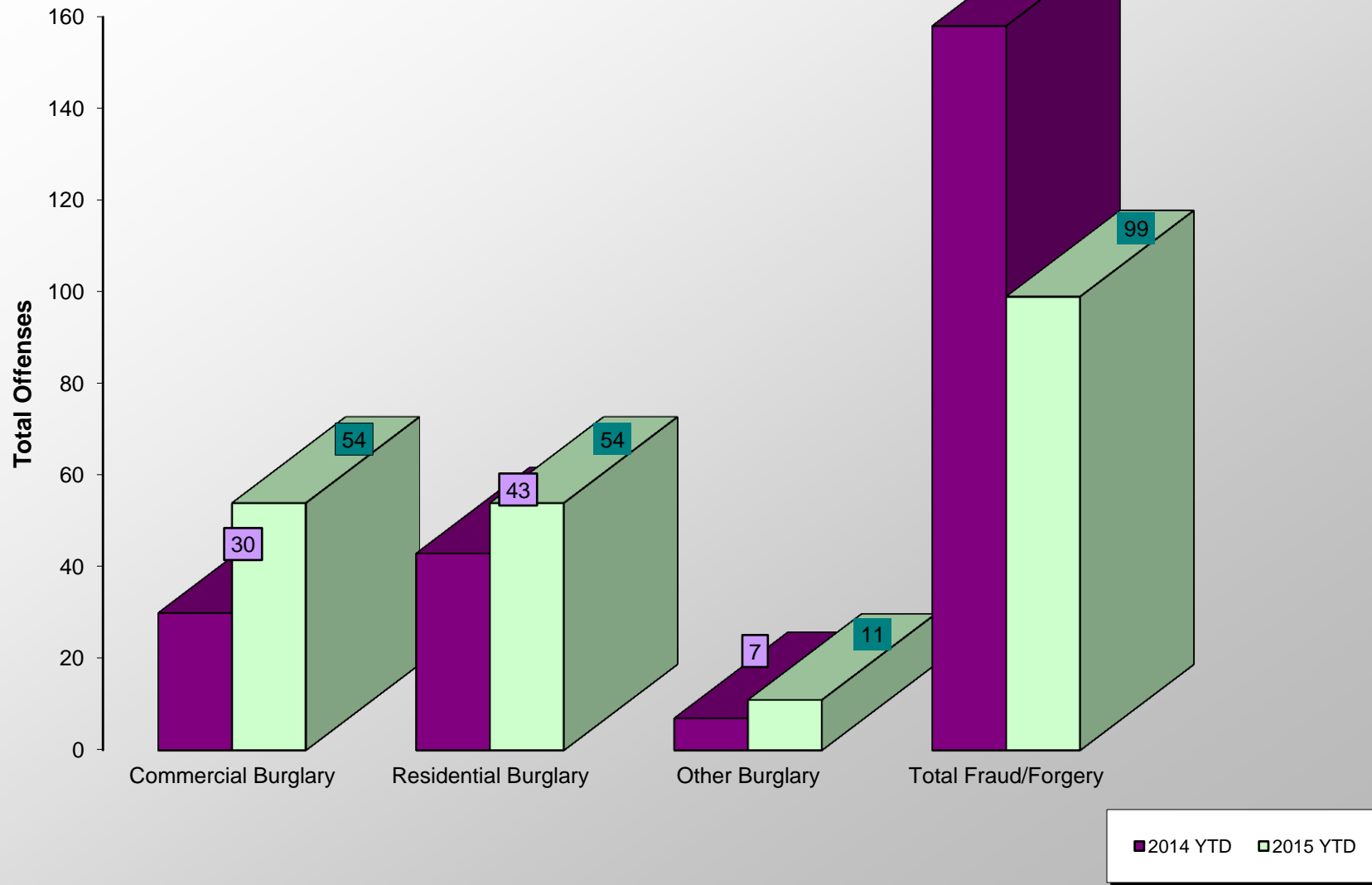
ACCIDENT COMPARISON 2014 - 2015 Year to Date



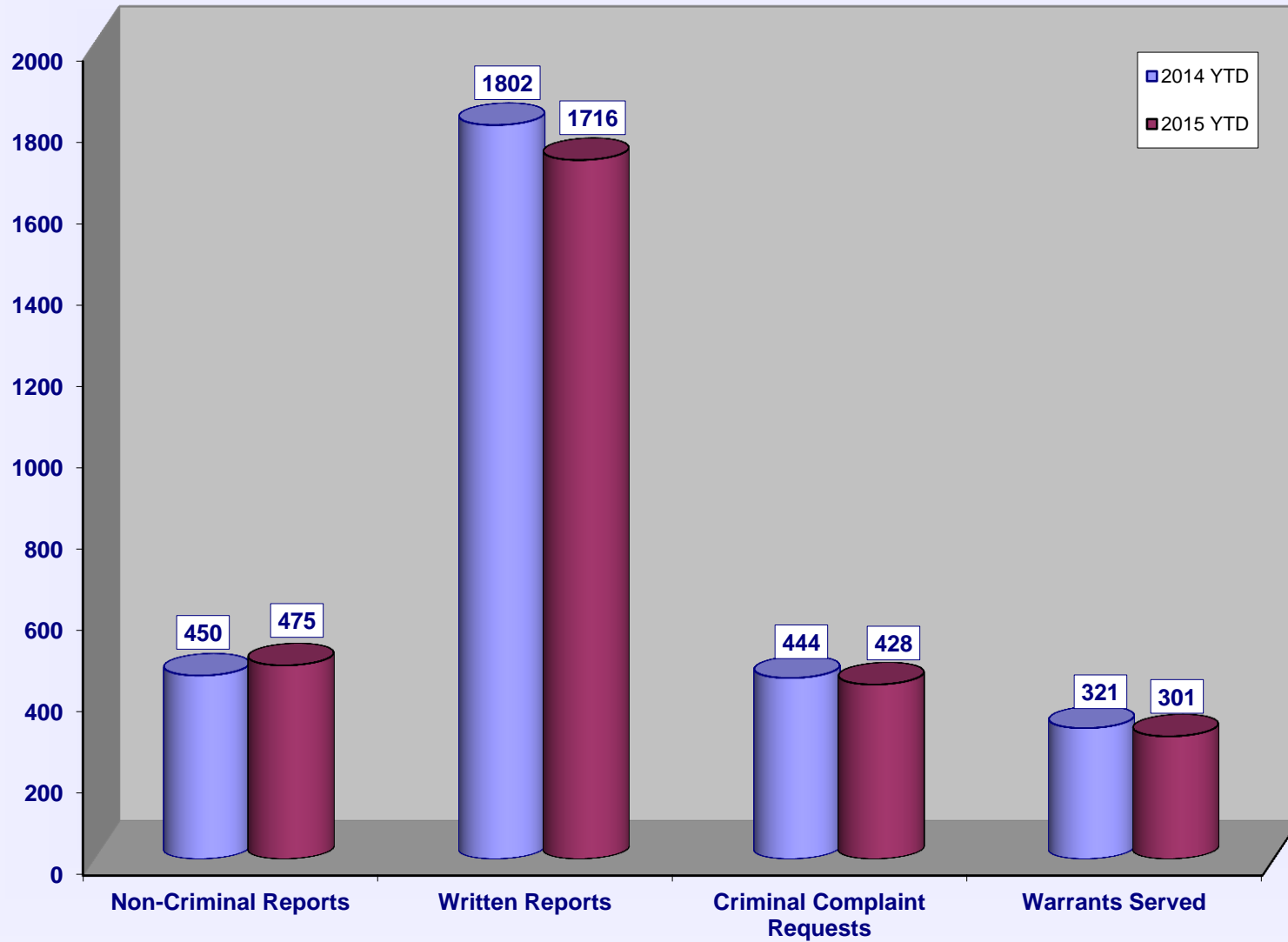
VEHICLE THEFTS



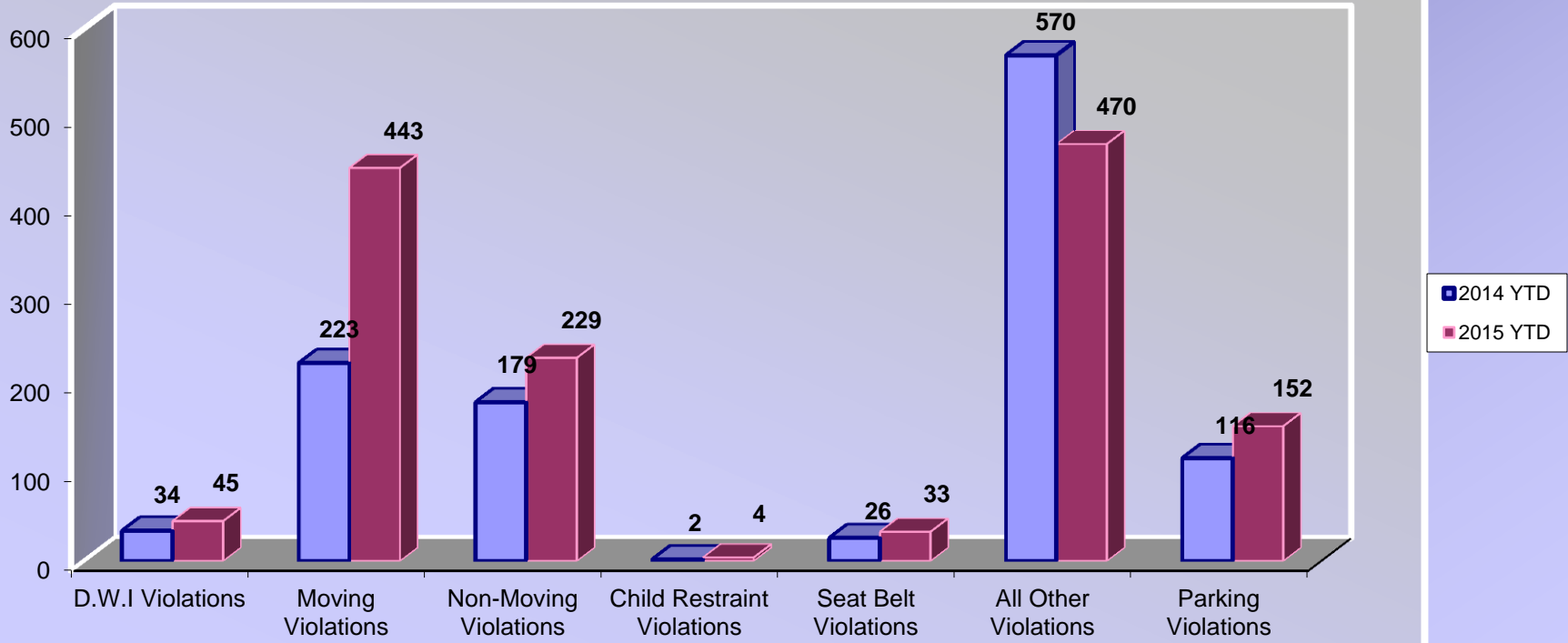
BURGLARIES 2014 - 2015 Year to Date



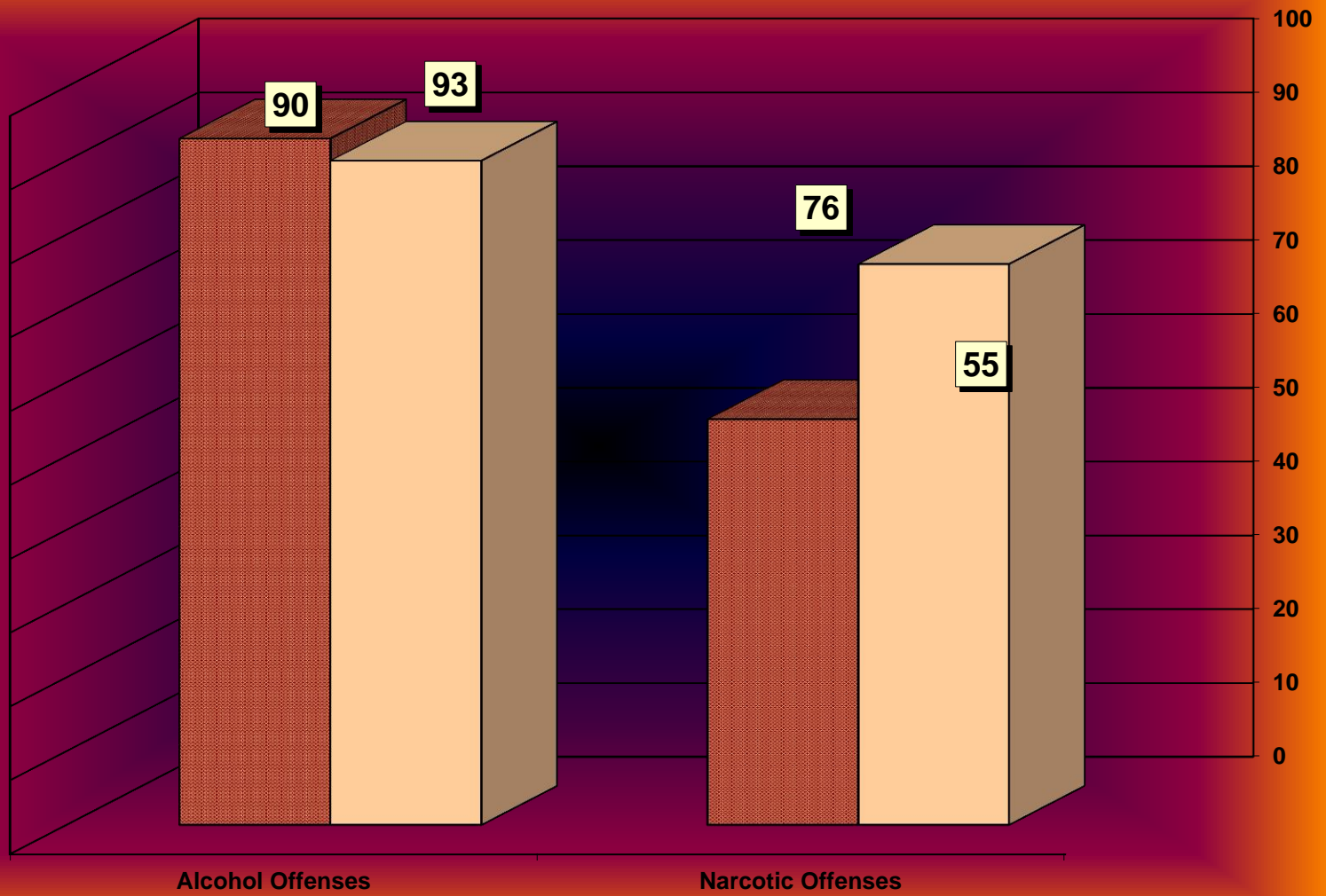
SERVICE & NON-SERVICE REQUESTS 2014 - 2015



TRAFFIC CITATIONS



NARCOTIC / ALCOHOL OFFENSES 2014 - 2015



□ 2014 YTD
■ 2015 YTD

Department Actions

