

MANTECA POLICE DEPARTMENT
MONTHLY CRIME STATISTICS REPORT
JUNE 2015

Part One Crime Offenses	Current Month	This Month Last Year	% Change Month/Month 2015- 2014	2015 Cleared Offenses YTD	2015 Clearance RATE YTD	2015 Offenses YTD	2014 Offenses YTD	% Change YTD/YTD 2015 - 2014	2014 Cleared Offenses YTD	2014 Clearance RATE YTD
Homicide	1	0	N.C.	0	0%	2	2	0.00%	1	50%
Rape/Unlawful Interc	1	1	0.00%	3	27%	11	8	37.50%	3	38%
Robbery	3	8	-62.50%	9	31%	29	46	-36.96%	13	28%
Aggravated Assault	4	9	-55.56%	18	53%	34	43	-20.93%	20	47%
Commercial Burglary	12	5	140.00%	5	7%	76	55	38.18%	11	20%
Residential Burglary	20	9	122.22%	7	6%	113	80	41.25%	5	6%
Other Burglary	3	2	50.00%	0	0%	19	12	58.33%	1	8%
Auto Burglary	29	23	26.09%	1	1%	163	202	-19.31%	7	3%
Grand Theft	13	10	30.00%	4	5%	87	75	16.00%	6	8%
Vehicle Theft	37	32	15.63%	19	12%	154	182	-15.38%	29	16%
Arson	2	0	N.C.	0	0%	13	6	116.67%	1	17%
All Other Felonies	47	30	56.67%	153	72%	212	220	-3.64%	167	76%
Total Felonies	172	129	33.33%	219	24%	913	931	-1.93%	264	28%
Total Burglaries	64	39	64.10%	13	4%	371	349	6.30%	24	7%
Misdemeanor Offenses	Current Month	This Month Last Year	% Change Month/Month 2015 - 2014	2015 Cleared Offenses YTD	2015 Clearance RATE YTD	2015 Offenses YTD	2014 Offenses YTD	% Change YTD/YTD 2015 - 2014	2014 Cleared Offenses YTD	2014 Clearance RATE YTD
Misdemeanor Thefts	93	80	16.25%	130	25%	511	531	-3.77%	200	38%
All Other Misdemeanors	159	188	-15.43%	694	74%	936	1166	-19.73%	724	62%
Total Misdemeanors	252	268	-5.97%	824	57%	1447	1697	-14.73%	924	54%
Miscellaneous Offenses	Current Month	This Month Last Year	% Change Month/Month 2015 - 2014	2015 Cleared Offenses YTD	2015 Clearance RATE YTD	2015 Offenses YTD	2014 Offenses YTD	% Change YTD/YTD 2015 - 2014	2014 Cleared Offenses YTD	2014 Clearance RATE YTD
Total Narcotic Offenses	23	11	109.09%	107	97%	110	131	-16.03%	117	89%
Total Alcohol Offenses	19	28	-32.14%	161	99%	162	202	-19.80%	193	96%
Total Domestic Violence	26	34	-23.53%	150	101%	149	142	4.93%	132	93%
Total Fraud/Forgery	39	32	21.88%	29	15%	200	260	-23.08%	25	10%
Total Vehicle Abatements	2	1	100.00%	8	114%	7	9	-22.22%	12	133%
	109	106	2.83%	455	72%	628	744	-15.59%	479	64%
*N.C. - not calculable	*N/C - no change									
Chief _____										
						0				

MANTECA POLICE DEPARTMENT
MONTHLY CRIME STATISTICS REPORT
JUNE 2015

Non-Criminal Reports & Services	Current Month	2015 YTD	2014 YTD	% Change YTD/YTD 2015 - 2014
Non-Criminal Reports	182	990	907	9.15%
Service Requests	3207	17938	16585	8.16%
Written Reports	607	3374	3540	-4.69%
Criminal Complaint Requests	156	873	928	-5.93%
Warrants Served	127	658	596	10.40%

Property Value	Current Month	2015 YTD	2014 YTD	% Change YTD/YTD 2015 - 2014
Property Stolen	\$500,746.00	\$2,294,406.00	\$1,846,521.00	24.26%
Property Recovered	\$154,809.00	\$1,037,172.00	\$826,368.00	25.51%
% Property Value Recovered	30.92%	45.20%	44.75%	1.01%

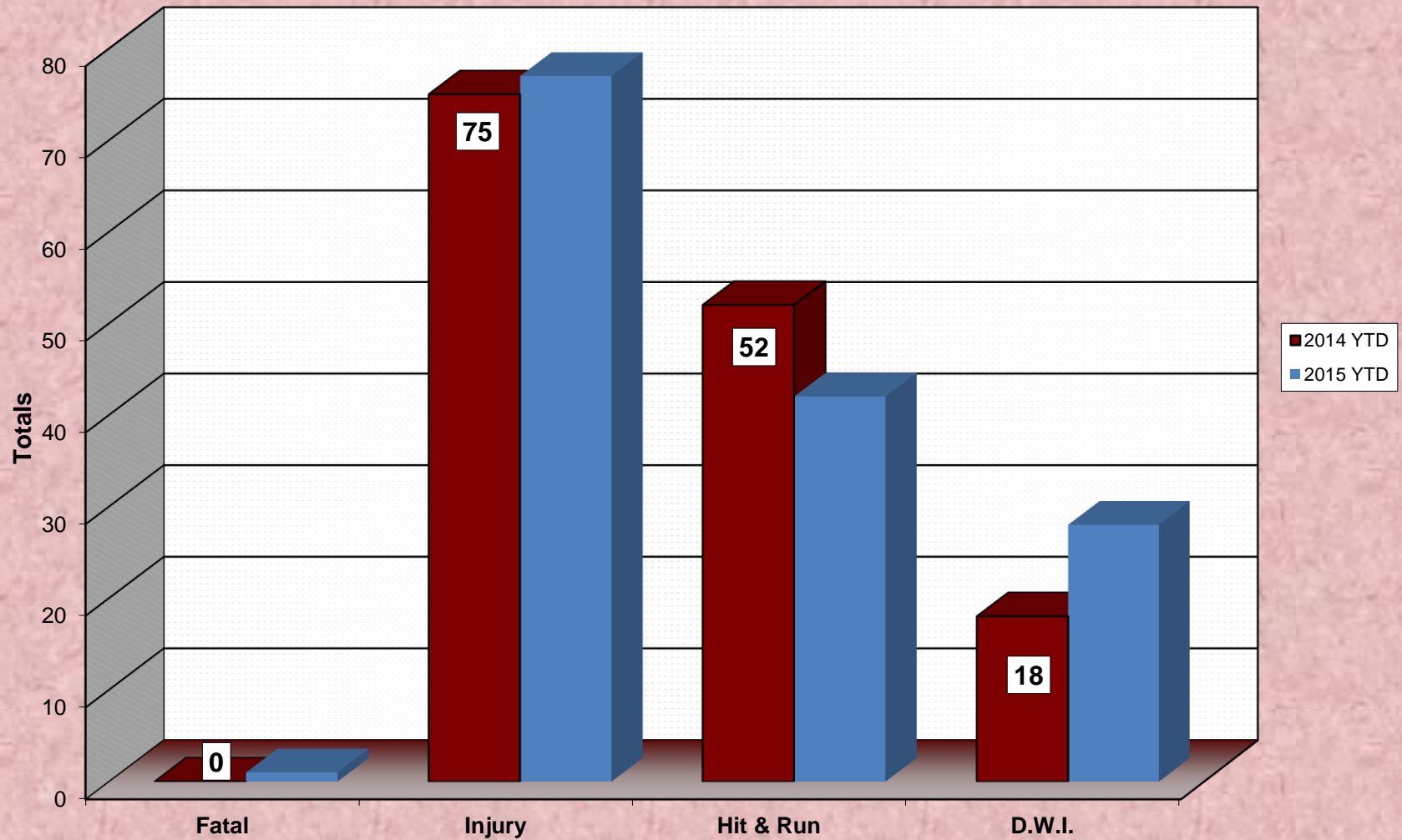
Accidents	Current Month	2015 YTD	2014 YTD	% Change YTD/YTD 2015 - 2014
Total Accidents	75	427	419	1.91%
Property Damage Only	61	348	344	1.16%
Fatal	1	1	0	N.C.
Injury	13	77	75	2.67%
Hit & Run	8	42	52	-19.23%
D.W.I.	3	28	18	55.56%

Arrests	Current Month	2015 YTD	2014 YTD	% Change YTD/YTD 2015 - 2014
Adult Arrests	186	1027	1117	-8.06%
Juvenile Arrests	6	53	71	-25.35%
Total Arrests	192	1080	1188	-9.09%

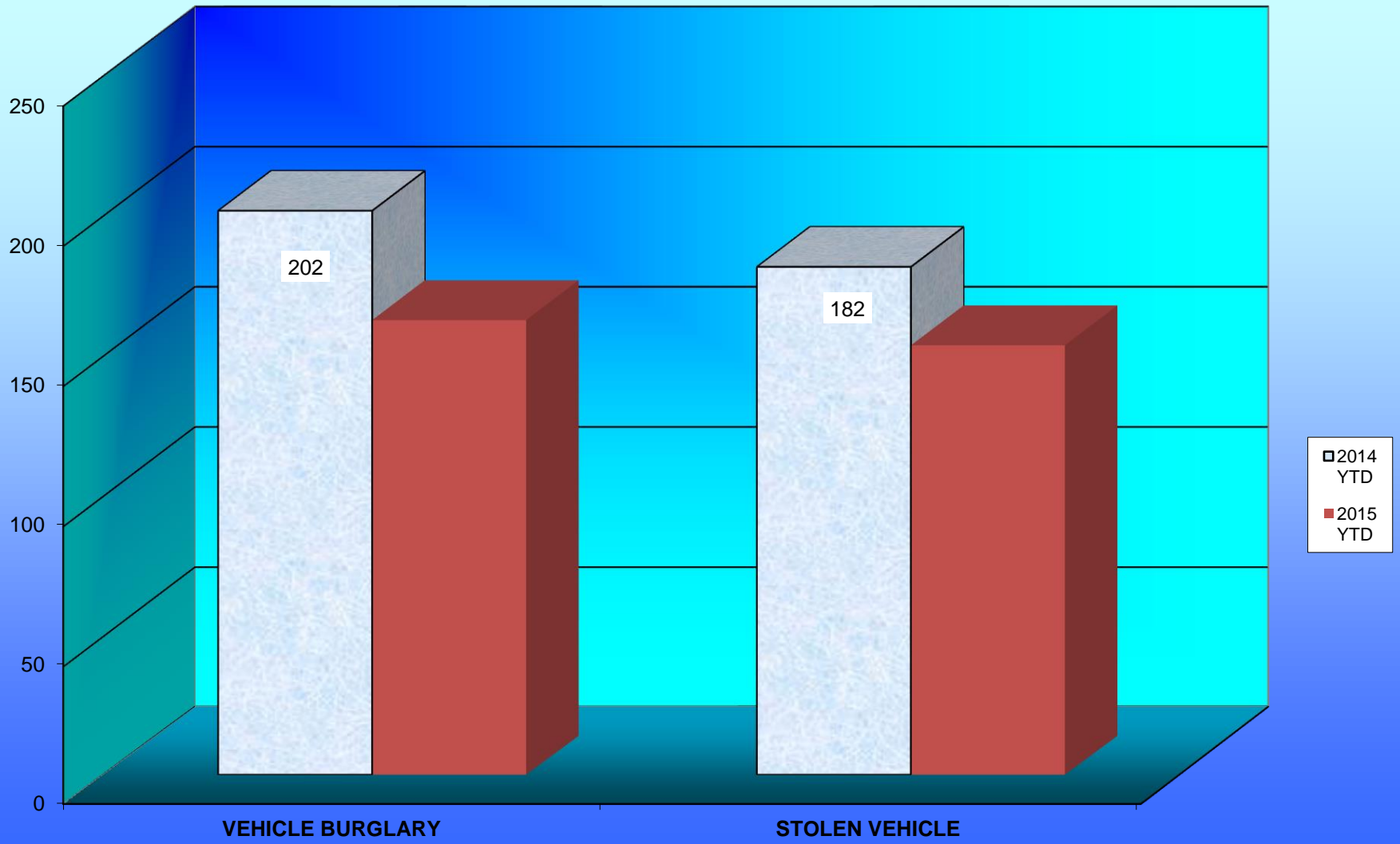
Citations	Current Month	2015 YTD	2014 YTD	% Change YTD/YTD 2015 - 2014
Total Citation Violations	339	2,484	2,324	6.88%
D.W.I Violations	6	66	71	-7.04%
Moving Violations	134	1,023	511	100.20%
Non-Moving Violations	23	380	358	6.15%
Child Restraint Violations	1	6	6	0.00%
Seat Belt Violations	25	110	73	50.68%
All Other Violations	274	1,055	1,032	2.23%
Parking Violations	47	349	298	17.11%

Department Actions	Current Month	2015 YTD	2014 YTD	% Change YTD/YTD 2015 - 2014
Pursuits	2	15	19	-21.05%
Use of Force	4	12	21	-42.86%

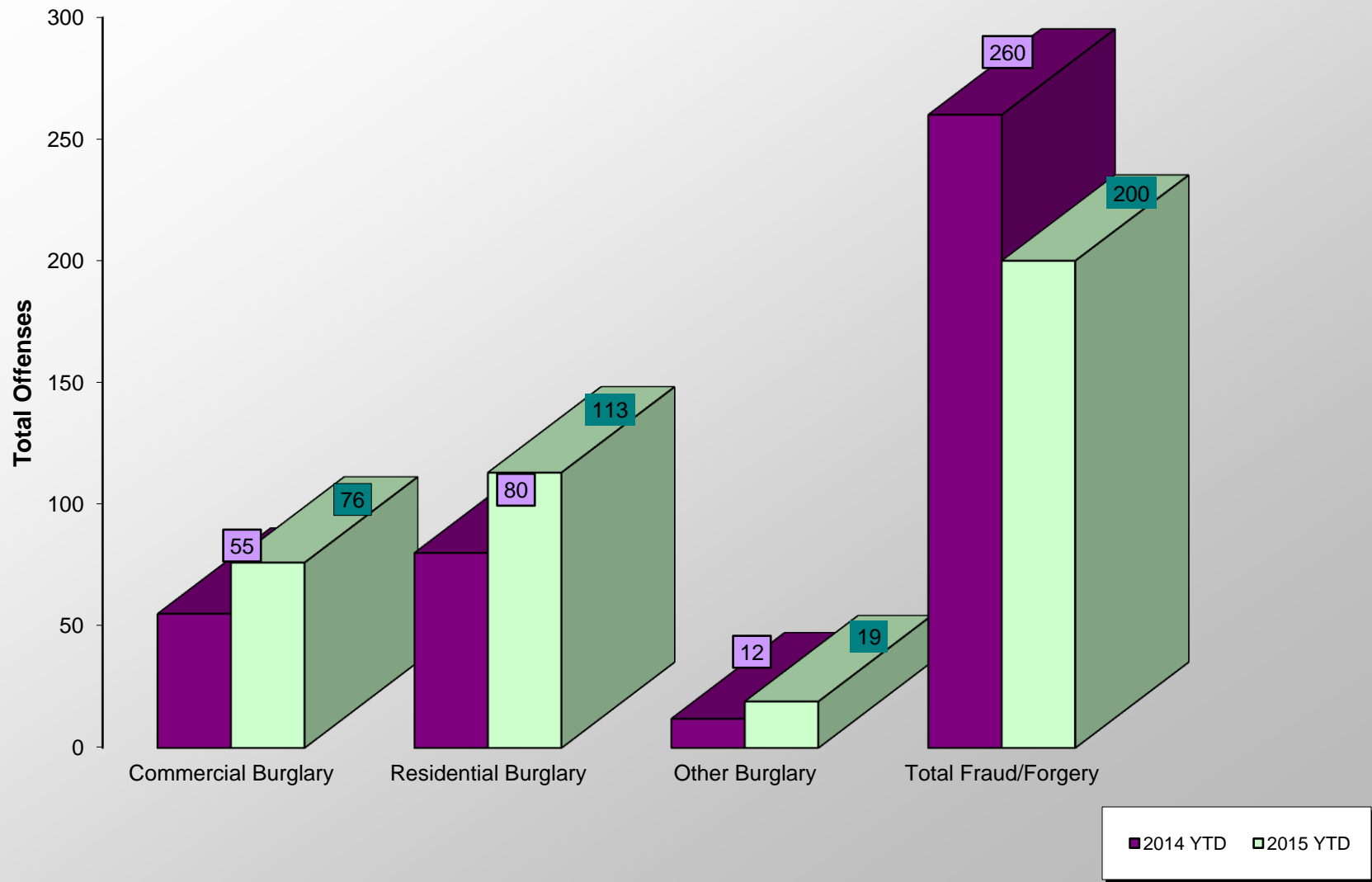
ACCIDENT COMPARISON 2014 - 2015 Year to Date



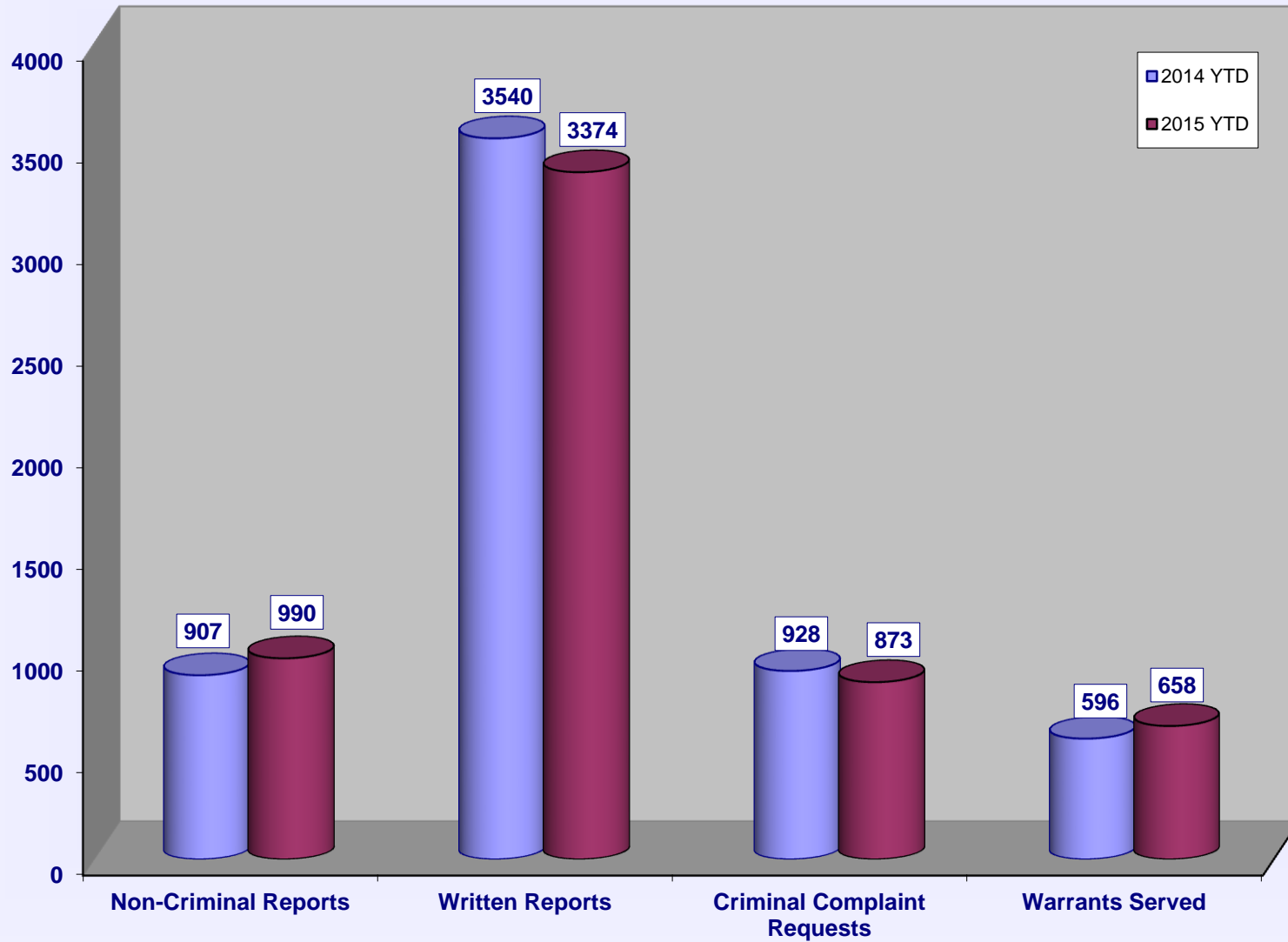
VEHICLE THEFTS



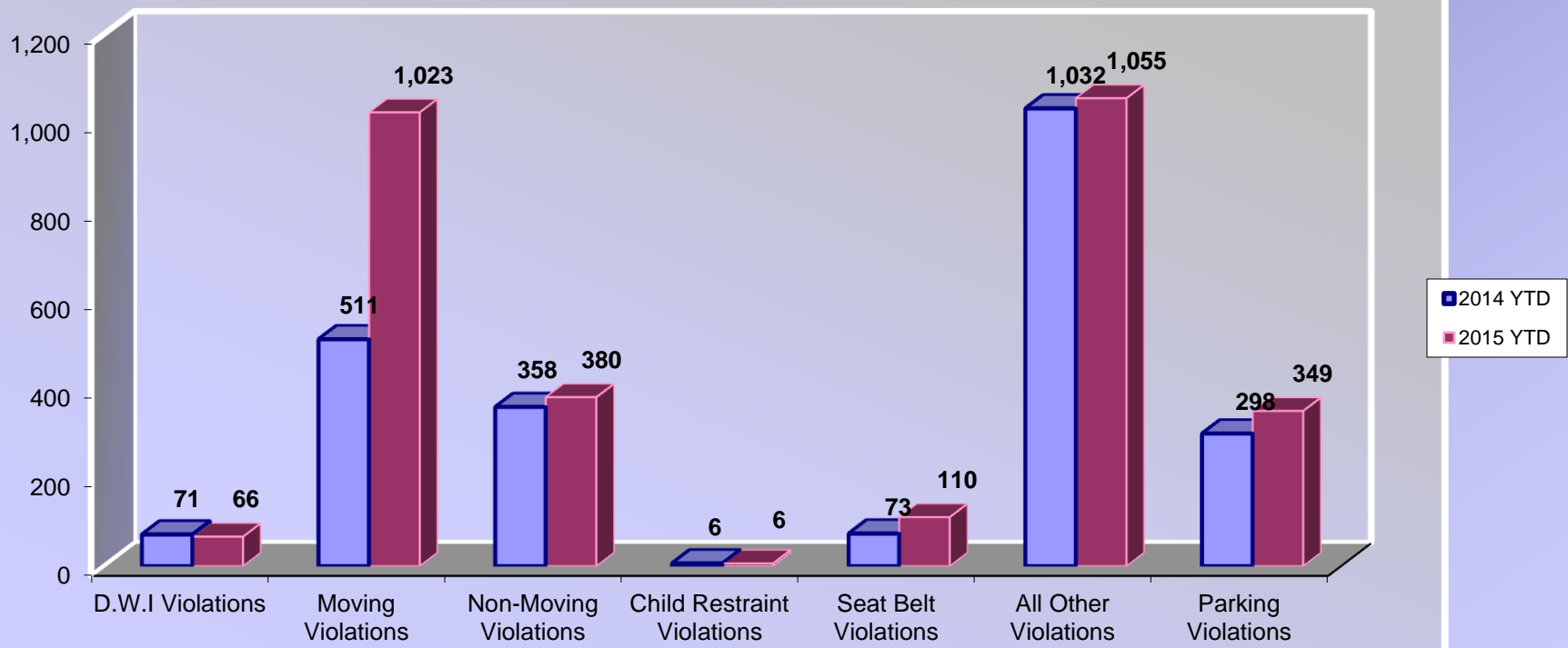
BURGLARIES 2014 - 2015 Year to Date



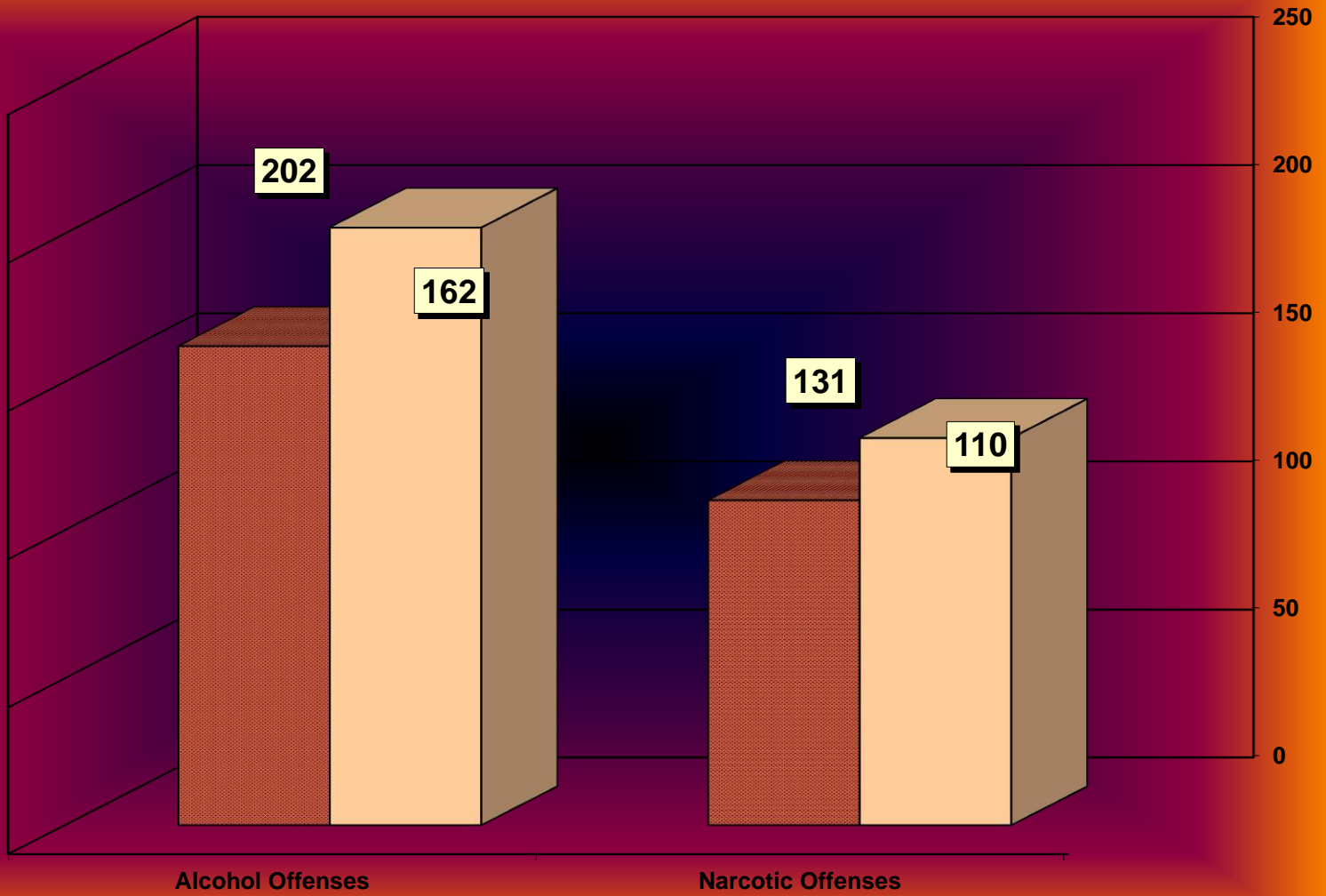
SERVICE & NON-SERVICE REQUESTS 2014 - 2015



TRAFFIC CITATIONS



NARCOTIC / ALCOHOL OFFENSES 2014 - 2015



□ 2014 YTD
■ 2015 YTD

Department Actions

