

MANTECA POLICE DEPARTMENT
MONTHLY CRIME STATISTICS REPORT
JULY 2015

Part One Crime Offenses	Current Month	This Month Last Year	% Change Month/Month 2015- 2014	2015 Cleared Offenses YTD	2015 Clearance RATE YTD	2015 Offenses YTD	2014 Offenses YTD	% Change YTD/YTD 2015 - 2014	2014 Cleared Offenses YTD	2014 Clearance RATE YTD
Homicide	1	0	N.C.	0	0%	3	2	50.00%	1	50%
Rape/Unlawful Interc	0	1	-100.00%	3	27%	11	9	22.22%	4	44%
Robbery	10	4	150.00%	10	26%	39	50	-22.00%	15	30%
Aggravated Assault	7	5	40.00%	20	49%	41	48	-14.58%	24	50%
Commercial Burglary	8	13	-38.46%	5	6%	84	68	23.53%	15	22%
Residential Burglary	35	18	94.44%	10	7%	148	98	51.02%	7	7%
Other Burglary	4	1	300.00%	1	4%	23	13	76.92%	2	15%
Auto Burglary	34	30	13.33%	1	1%	197	232	-15.09%	7	3%
Grand Theft	10	10	0.00%	4	4%	97	85	14.12%	6	7%
Vehicle Theft	49	30	63.33%	25	12%	203	212	-4.25%	32	15%
Arson	3	2	50.00%	0	0%	16	8	100.00%	1	13%
All Other Felonies	39	36	8.33%	189	75%	251	256	-1.95%	190	74%
Total Felonies	200	150	33.33%	268	24%	1113	1081	2.96%	304	28%
Total Burglaries	81	62	30.65%	17	4%	452	411	9.98%	31	8%
Misdemeanor Offenses	Current Month	This Month Last Year	% Change Month/Month 2015 - 2014	2015 Cleared Offenses YTD	2015 Clearance RATE YTD	2015 Offenses YTD	2014 Offenses YTD	% Change YTD/YTD 2015 - 2014	2014 Cleared Offenses YTD	2014 Clearance RATE YTD
Misdemeanor Thefts	92	83	10.84%	147	24%	603	614	-1.79%	229	37%
All Other Misdemeanors	202	173	16.76%	832	73%	1138	1339	-15.01%	851	64%
Total Misdemeanors	294	256	14.84%	979	56%	1741	1953	-10.86%	1080	55%
Miscellaneous Offenses	Current Month	This Month Last Year	% Change Month/Month 2015 - 2014	2015 Cleared Offenses YTD	2015 Clearance RATE YTD	2015 Offenses YTD	2014 Offenses YTD	% Change YTD/YTD 2015 - 2014	2014 Cleared Offenses YTD	2014 Clearance RATE YTD
Total Narcotic Offenses	17	25	-32.00%	124	98%	127	156	-18.59%	139	89%
Total Alcohol Offenses	26	28	-7.14%	187	99%	188	230	-18.26%	223	97%
Total Domestic Violence	38	30	26.67%	189	101%	187	172	8.72%	152	88%
Total Fraud/Forgery	39	29	34.48%	35	15%	239	289	-17.30%	28	10%
Total Vehicle Abatements	2	1	100.00%	11	122%	9	10	-10.00%	12	120%
	122	113	7.96%	546	73%	750	857	-12.49%	554	65%
*N.C. - not calculable	*N/C - no change									
Chief _____										
						0				

MANTECA POLICE DEPARTMENT
MONTHLY CRIME STATISTICS REPORT
JULY 2015

Non-Criminal Reports & Services	Current Month	2015 YTD	2014 YTD	% Change YTD/YTD 2015 - 2014
Non-Criminal Reports	164	1154	1056	9.28%
Service Requests	3484	21422	19612	9.23%
Written Reports	661	4035	4095	-1.47%
Criminal Complaint Requests	133	1006	1079	-6.77%
Warrants Served	105	763	710	7.46%

Property Value	Current Month	2015 YTD	2014 YTD	% Change YTD/YTD 2015 - 2014
Property Stolen	\$436,732.00	\$2,731,138.00	\$2,699,381.00	1.18%
Property Recovered	\$148,976.00	\$1,186,148.00	\$1,237,210.00	-4.13%
% Property Value Recovered	34.11%	43.43%	45.83%	-5.24%

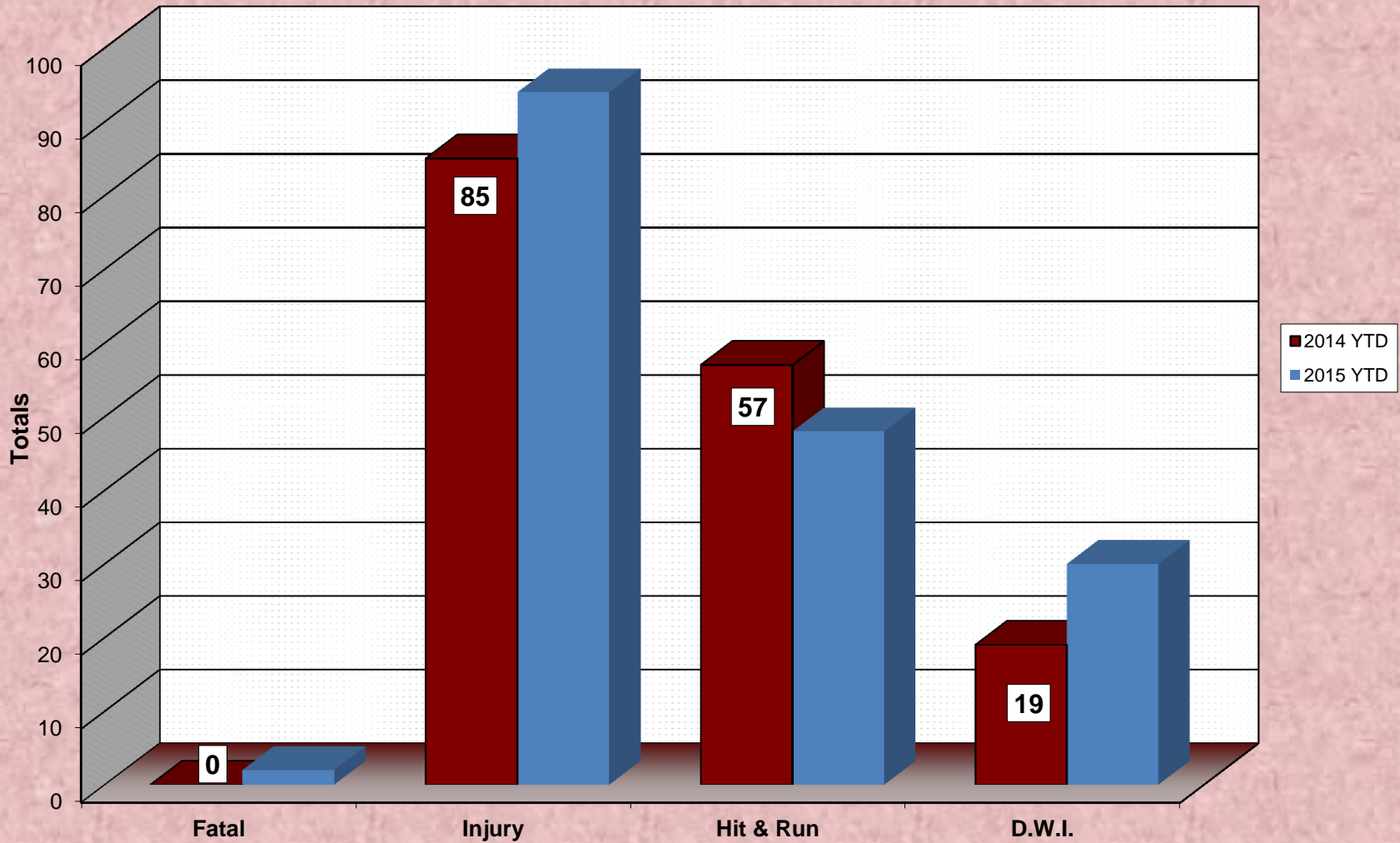
Accidents	Current Month	2015 YTD	2014 YTD	% Change YTD/YTD 2015 - 2014
Total Accidents	68	495	487	1.64%
Property Damage Only	50	398	402	-1.00%
Fatal	1	2	0	N.C.
Injury	17	94	85	10.59%
Hit & Run	6	48	57	-15.79%
D.W.I.	2	30	19	57.89%

Arrests	Current Month	2015 YTD	2014 YTD	% Change YTD/YTD 2015 - 2014
Adult Arrests	164	1191	1310	-9.08%
Juvenile Arrests	3	56	79	-29.11%
Total Arrests	167	1247	1389	-10.22%

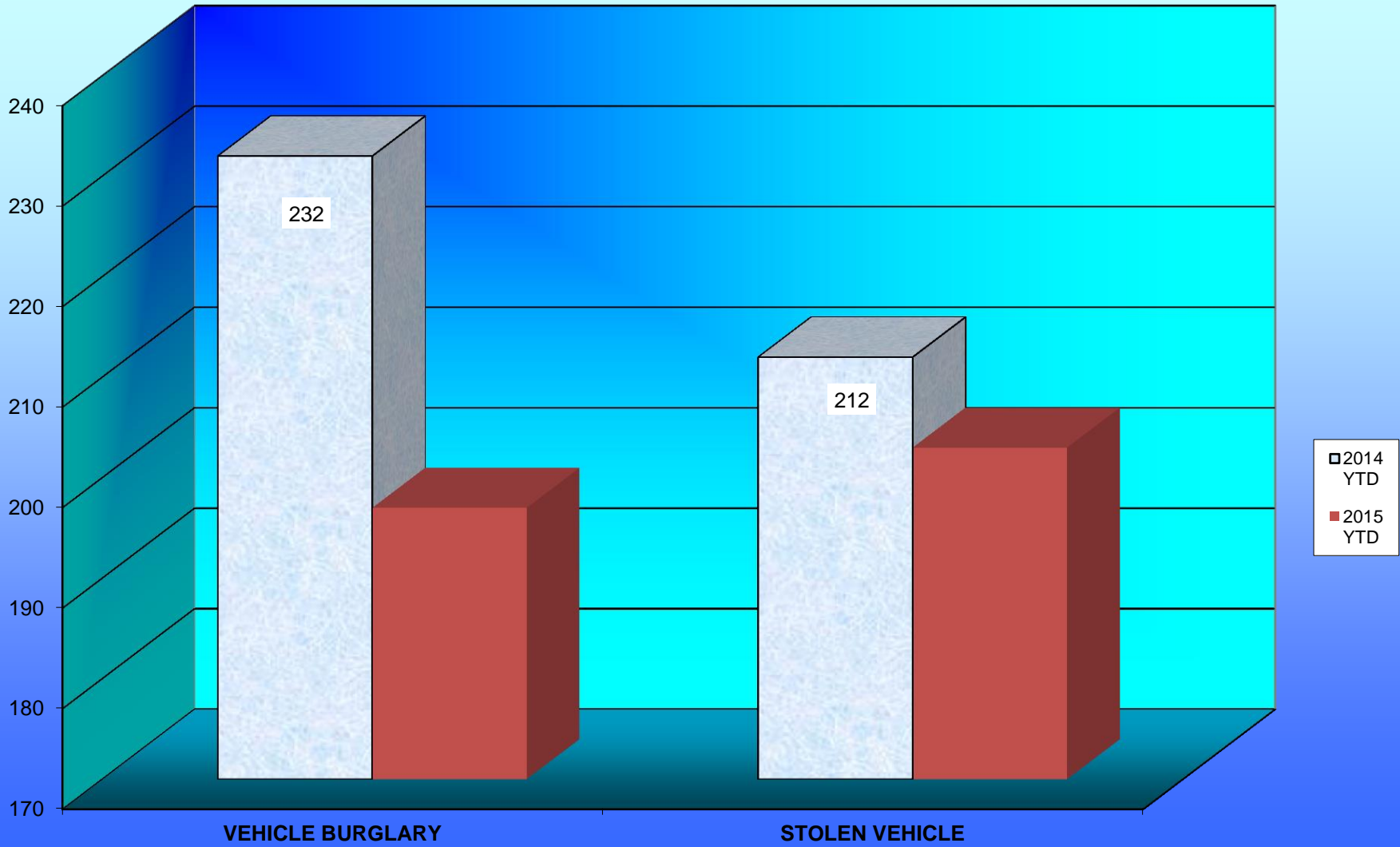
Citations	Current Month	2015 YTD	2014 YTD	% Change YTD/YTD 2015 - 2014
Total Citation Violations	408	2,892	2,759	4.82%
D.W.I Violations	8	74	80	-7.50%
Moving Violations	179	1,202	629	91.10%
Non-Moving Violations	33	413	440	-6.14%
Child Restraint Violations	0	6	6	0.00%
Seat Belt Violations	27	137	98	39.80%
All Other Violations	182	1,237	1,250	-1.04%
Parking Violations	47	396	375	5.60%

Department Actions	Current Month	2015 YTD	2014 YTD	% Change YTD/YTD 2015 - 2014
Pursuits	2	17	21	-19.05%
Use of Force	1	13	23	-43.48%

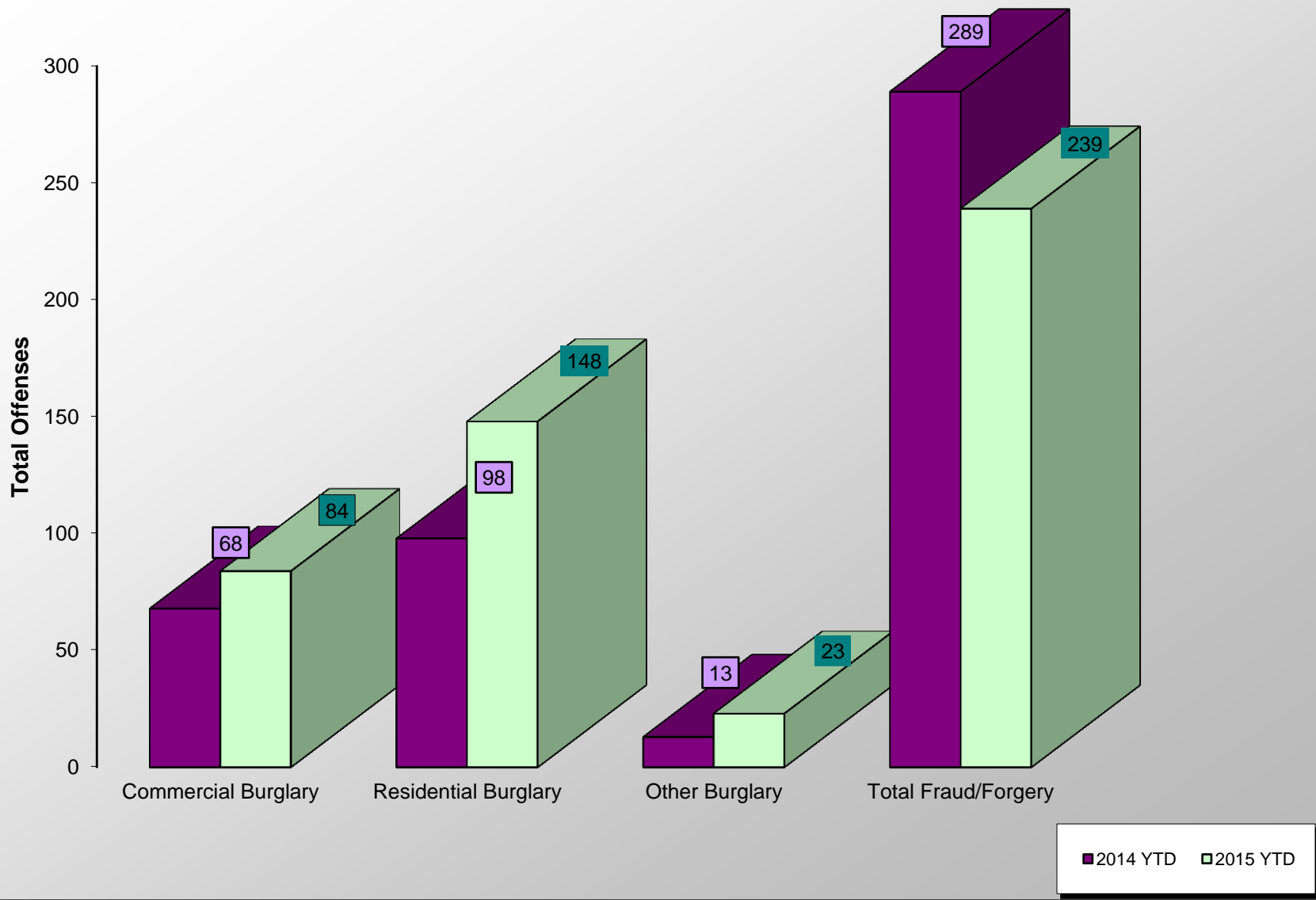
ACCIDENT COMPARISON 2014 - 2015 Year to Date



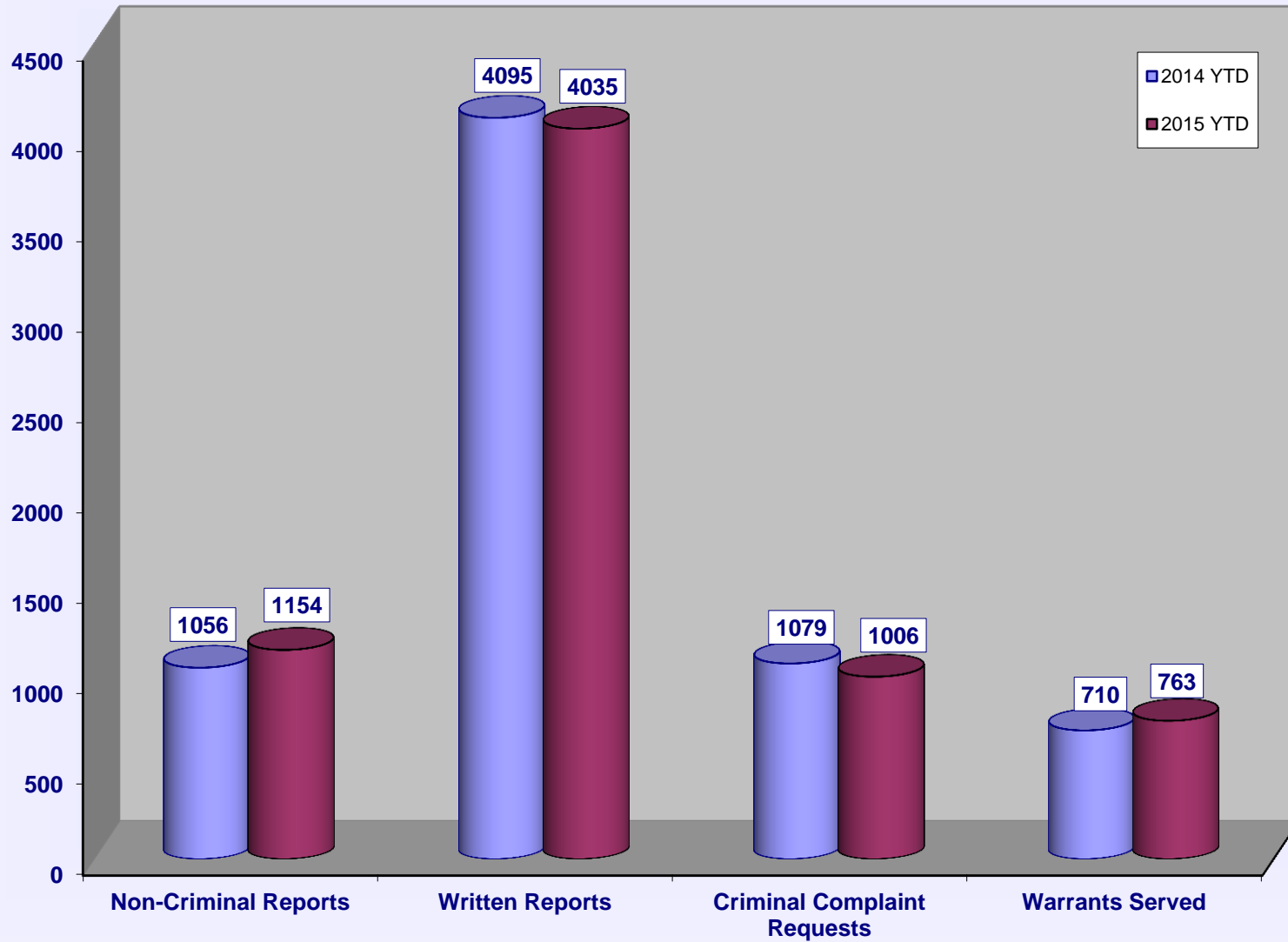
VEHICLE THEFTS



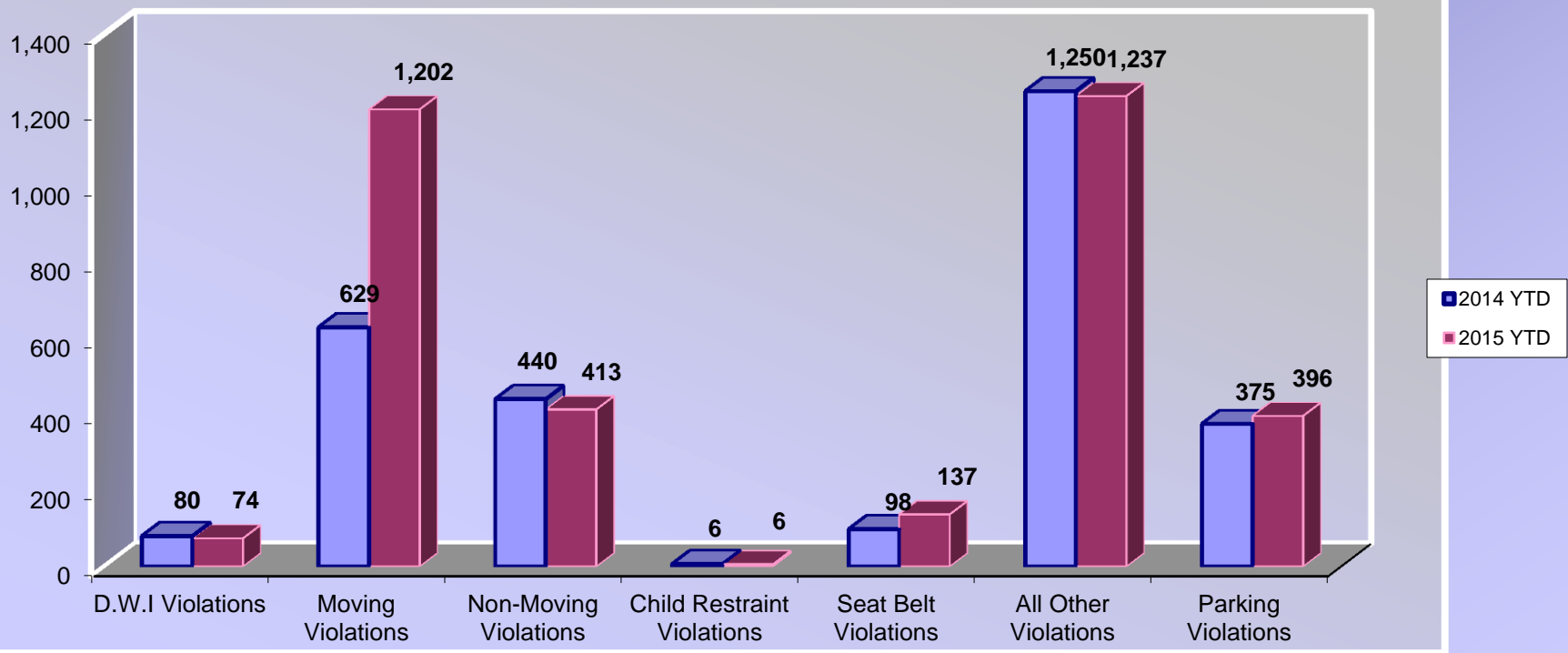
BURGLARIES 2014 - 2015 Year to Date



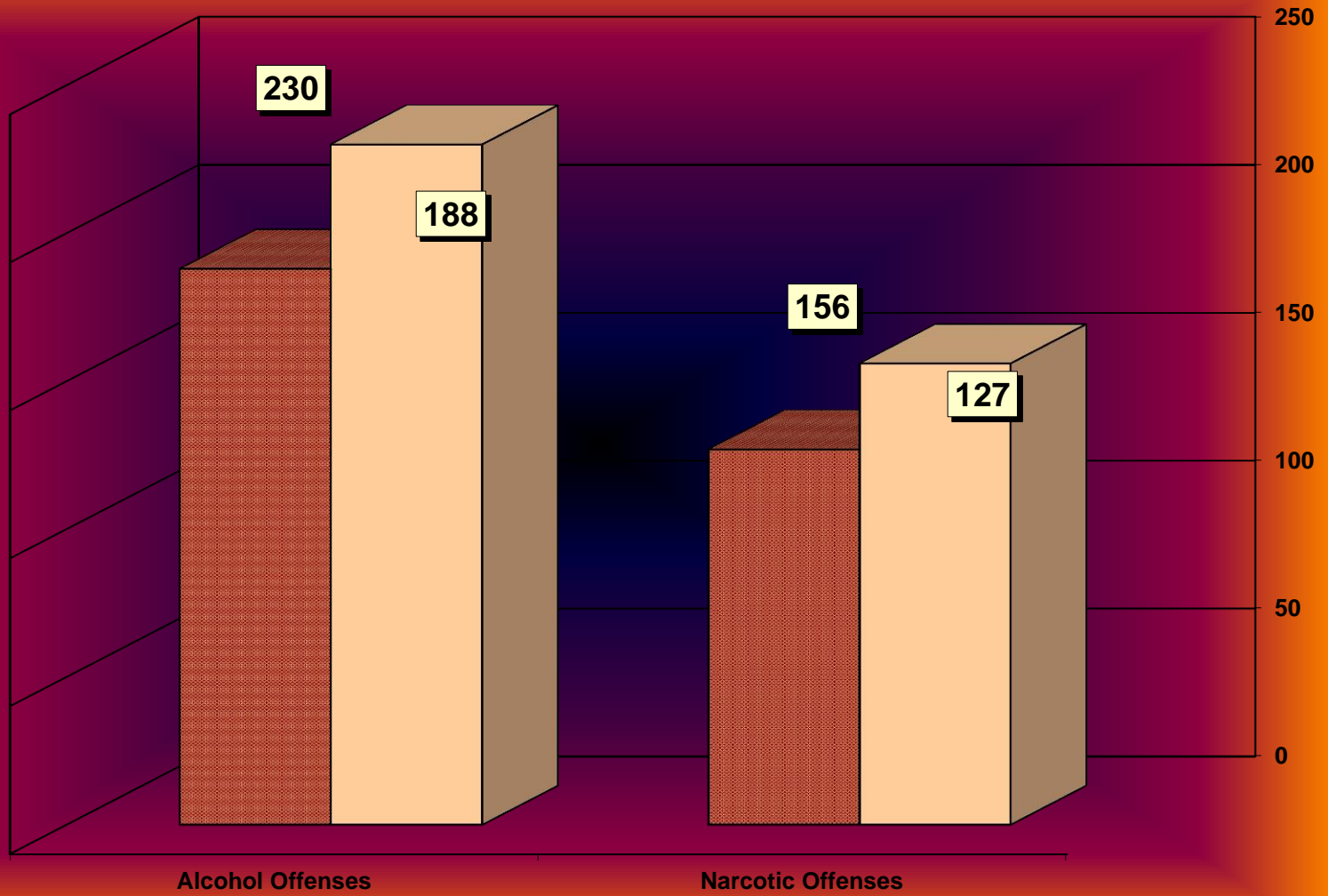
SERVICE & NON-SERVICE REQUESTS 2014 - 2015



TRAFFIC CITATIONS



NARCOTIC / ALCOHOL OFFENSES 2014 - 2015



□ 2014 YTD
■ 2015 YTD

Department Actions

