

MANTECA POLICE DEPARTMENT
MONTHLY CRIME STATISTICS REPORT
SEPTEMBER 2015

Part One Crime Offenses	Current Month	This Month Last Year	% Change Month/Month 2015- 2014	2015 Cleared Offenses YTD	2015 Clearance RATE YTD	2015 Offenses YTD	2014 Offenses YTD	% Change YTD/YTD 2015 - 2014	2014 Cleared Offenses YTD	2014 Clearance RATE YTD
Homicide	0	2	-100.00%	0	0%	3	4	-25.00%	2	50%
Rape/Unlawful Interc	2	1	100.00%	5	33%	15	11	36.36%	5	45%
Robbery	5	8	-37.50%	13	27%	48	63	-23.81%	20	32%
Aggravated Assault	10	5	100.00%	29	51%	57	62	-8.06%	32	52%
Commercial Burglary	10	12	-16.67%	8	8%	105	91	15.38%	17	19%
Residential Burglary	27	11	145.45%	12	6%	194	122	59.02%	8	7%
Other Burglary	3	1	200.00%	1	4%	26	15	73.33%	2	13%
Auto Burglary	22	27	-18.52%	2	1%	258	282	-8.51%	7	2%
Grand Theft	7	10	-30.00%	6	5%	111	109	1.83%	7	6%
Vehicle Theft	29	20	45.00%	32	11%	282	251	12.35%	35	14%
Arson	1	3	-66.67%	2	11%	18	13	38.46%	1	8%
All Other Felonies	48	31	54.84%	248	73%	341	315	8.25%	226	72%
Total Felonies	164	131	25.19%	358	25%	1458	1338	8.97%	362	27%
Total Burglaries	62	51	21.57%	23	4%	583	510	14.31%	34	7%
Misdemeanor Offenses	Current Month	This Month Last Year	% Change Month/Month 2015 - 2014	2015 Cleared Offenses YTD	2015 Clearance RATE YTD	2015 Offenses YTD	2014 Offenses YTD	% Change YTD/YTD 2015 - 2014	2014 Cleared Offenses YTD	2014 Clearance RATE YTD
Misdemeanor Thefts	115	62	85.48%	222	27%	821	758	8.31%	279	37%
All Other Misdemeanors	174	158	10.13%	1051	70%	1496	1720	-13.02%	1105	64%
Total Misdemeanors	289	220	31.36%	1273	55%	2317	2478	-6.50%	1384	56%
Miscellaneous Offenses	Current Month	This Month Last Year	% Change Month/Month 2015 - 2014	2015 Cleared Offenses YTD	2015 Clearance RATE YTD	2015 Offenses YTD	2014 Offenses YTD	% Change YTD/YTD 2015 - 2014	2014 Cleared Offenses YTD	2014 Clearance RATE YTD
Total Narcotic Offenses	19	16	18.75%	164	98%	167	185	-9.73%	167	90%
Total Alcohol Offenses	21	30	-30.00%	234	100%	235	302	-22.19%	295	98%
Total Domestic Violence	24	20	20.00%	232	97%	239	215	11.16%	180	84%
Total Fraud/Forgery	24	34	-29.41%	41	14%	298	366	-18.58%	40	11%
Total Vehicle Abatements	0	1	-100.00%	15	136%	11	11	0.00%	15	136%
	88	101	-12.87%	686	72%	950	1079	-11.96%	697	65%
*N.C. - not calculable	*N/C - no change									
Chief _____										
						0				

MANTECA POLICE DEPARTMENT
MONTHLY CRIME STATISTICS REPORT
SEPTEMBER 2015

Non-Criminal Reports & Services	Current Month	2015 YTD	2014 YTD	% Change YTD/YTD 2015 - 2014
Non-Criminal Reports	159	1512	1365	10.77%
Service Requests	3278	28061	25471	10.17%
Written Reports	609	5311	5188	2.37%
Criminal Complaint Requests	205	1397	1411	-0.99%
Warrants Served	107	980	913	7.34%

Property Value	Current Month	2015 YTD	2014 YTD	% Change YTD/YTD 2015 - 2014
Property Stolen	\$344,772.00	\$3,409,259.00	\$3,198,053.00	6.60%
Property Recovered	\$173,766.00	\$1,581,563.00	\$1,377,056.00	14.85%
% Property Value Recovered	50.40%	46.39%	43.06%	7.74%

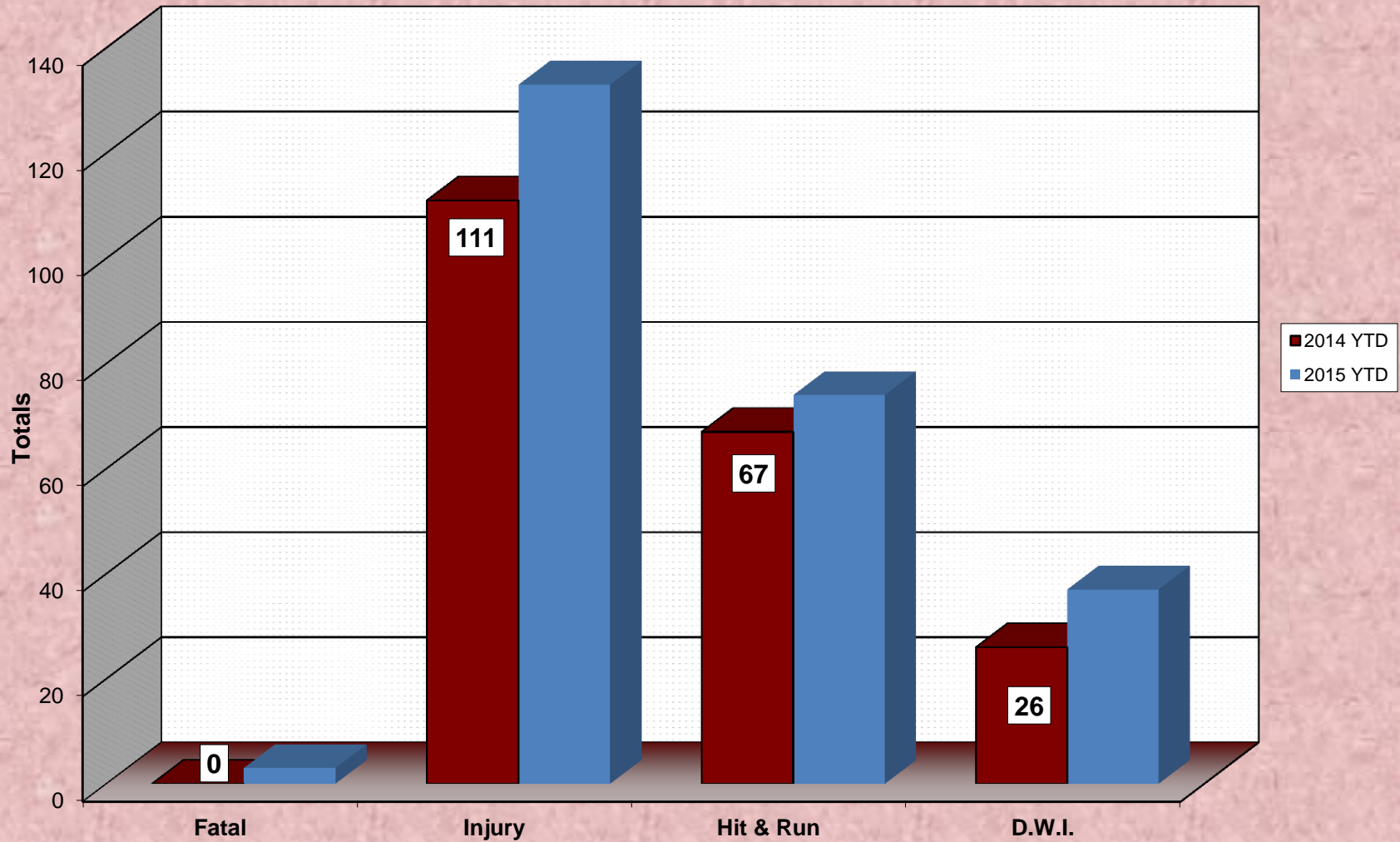
Accidents	Current Month	2015 YTD	2014 YTD	% Change YTD/YTD 2015 - 2014
Total Accidents	74	655	629	4.13%
Property Damage Only	52	518	518	0.00%
Fatal	1	3	0	N.C.
Injury	21	133	111	19.82%
Hit & Run	12	74	67	10.45%
D.W.I.	6	37	26	42.31%

Arrests	Current Month	2015 YTD	2014 YTD	% Change YTD/YTD 2015 - 2014
Adult Arrests	175	1562	1678	-6.91%
Juvenile Arrests	14	80	98	-18.37%
Total Arrests	189	1642	1776	-7.55%

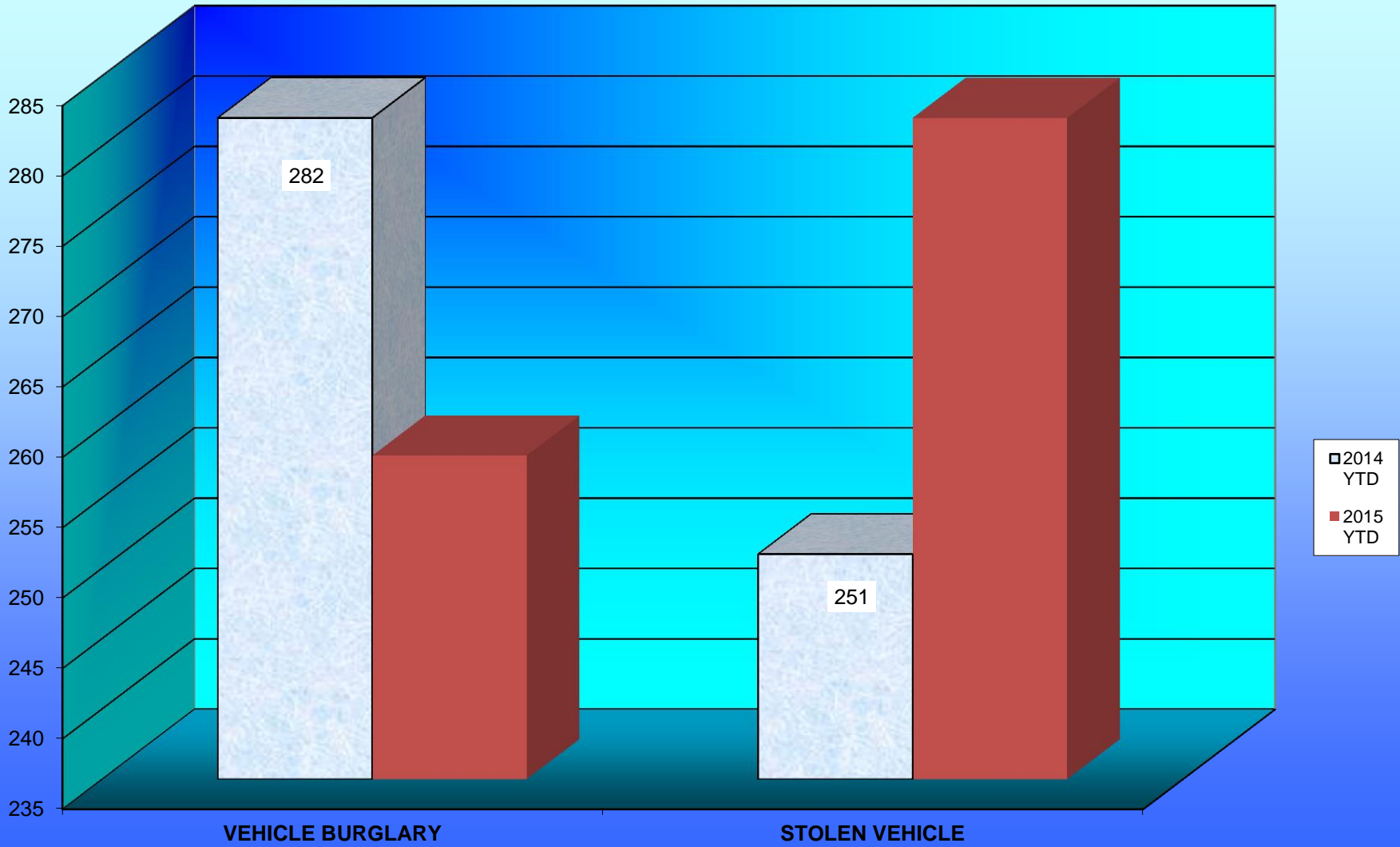
Citations	Current Month	2015 YTD	2014 YTD	% Change YTD/YTD 2015 - 2014
Total Citation Violations	407	3,813	3,624	5.22%
D.W.I Violations	11	96	111	-13.51%
Moving Violations	179	1,620	868	86.64%
Non-Moving Violations	49	511	567	-9.88%
Child Restraint Violations	1	7	7	0.00%
Seat Belt Violations	17	173	146	18.49%
All Other Violations	159	1,604	1,675	-4.24%
Parking Violations	59	502	476	5.46%

Department Actions	Current Month	2015 YTD	2014 YTD	% Change YTD/YTD 2015 - 2014
Pursuits	0	22	26	-15.38%
Use of Force	5	20	25	-20.00%

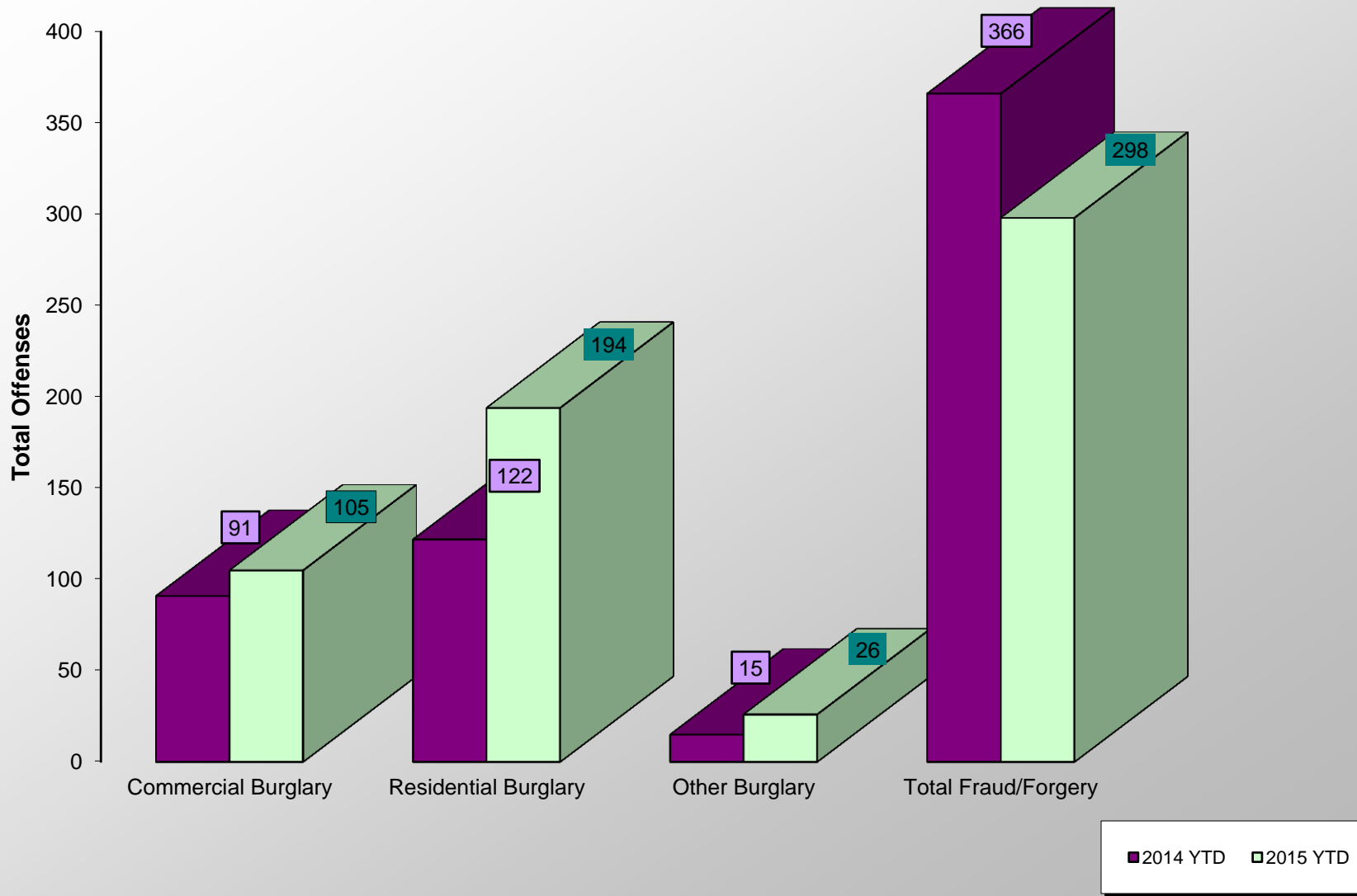
ACCIDENT COMPARISON 2014 - 2015 Year to Date



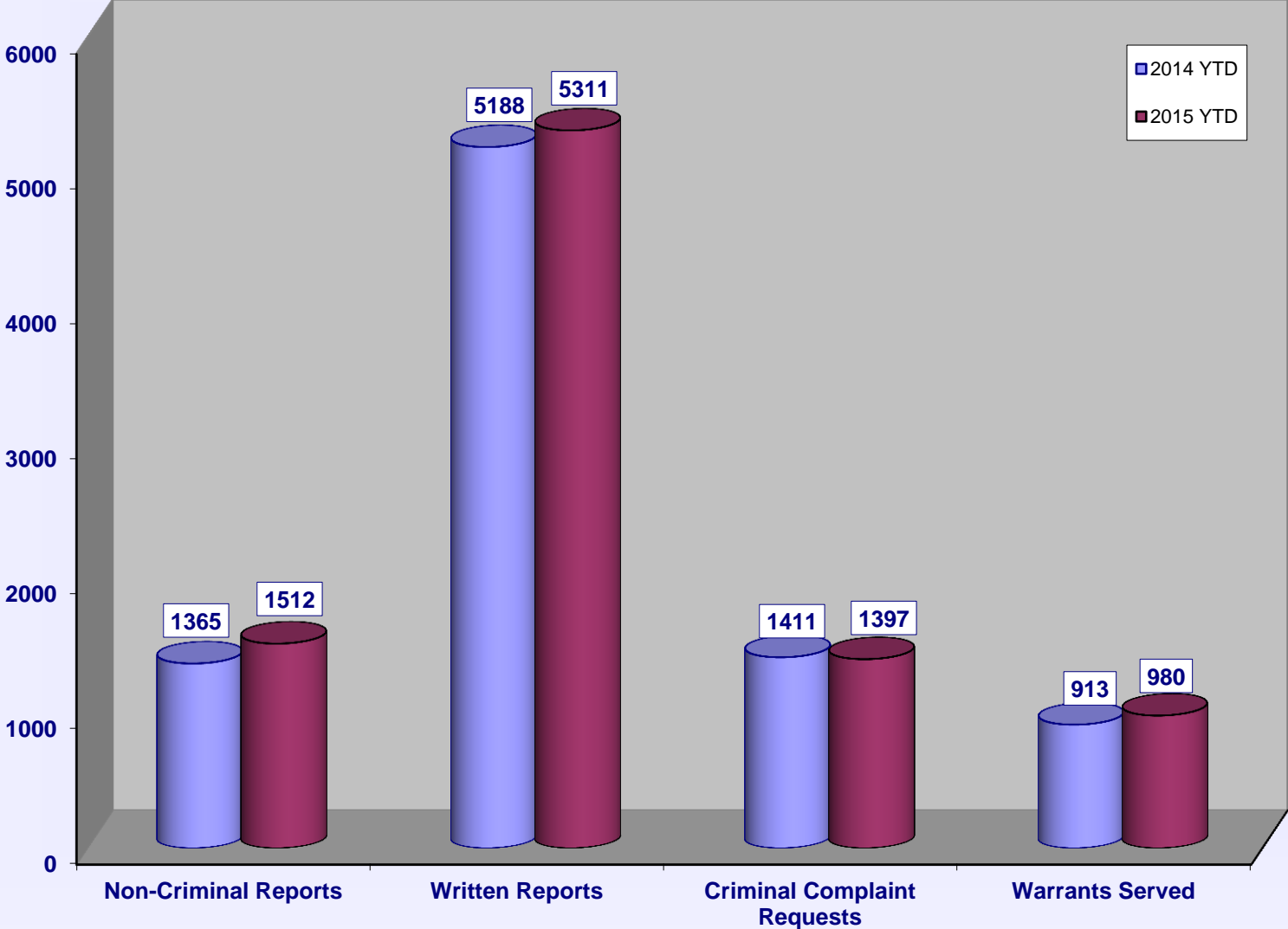
VEHICLE THEFTS



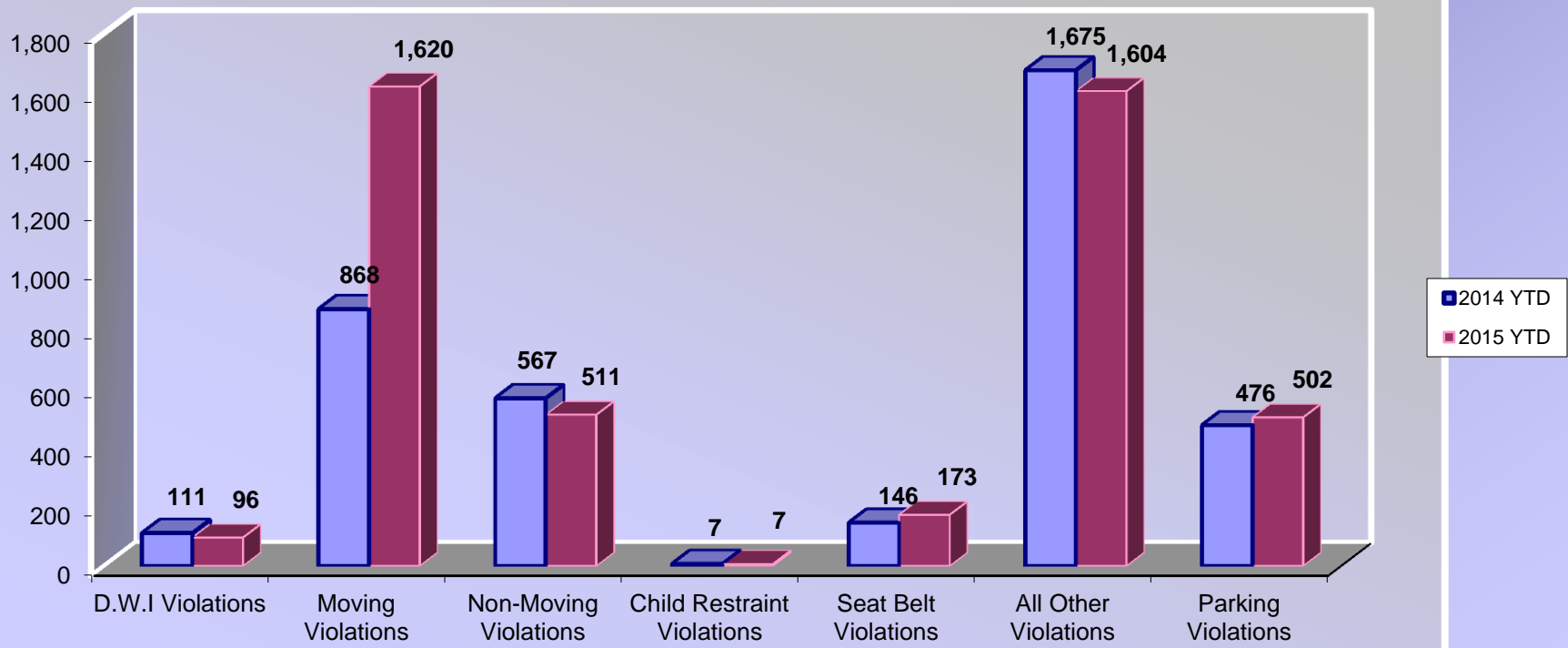
BURGLARIES 2014 - 2015 Year to Date



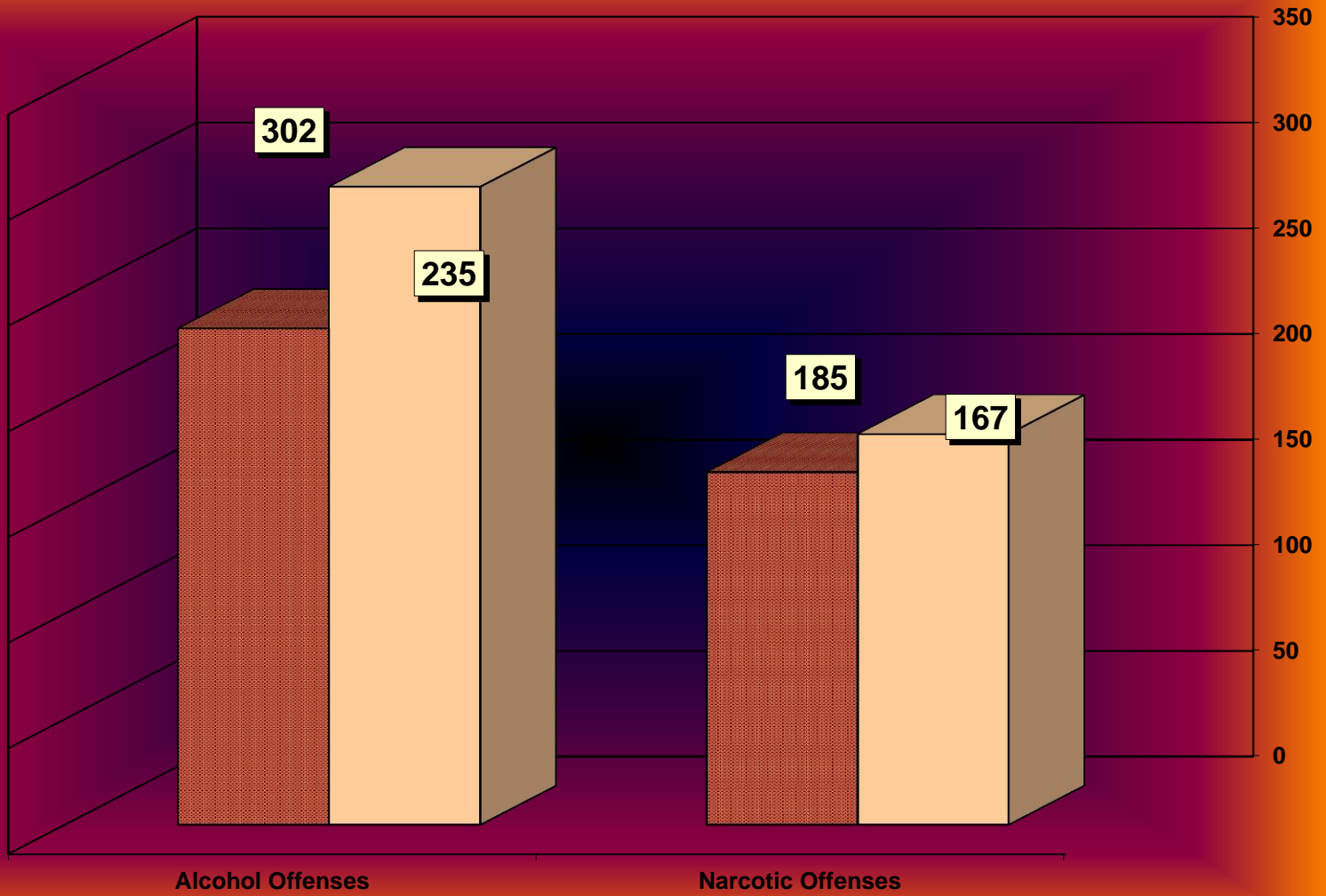
SERVICE & NON-SERVICE REQUESTS 2014 - 2015



TRAFFIC CITATIONS



NARCOTIC / ALCOHOL OFFENSES 2014 - 2015



□ 2014 YTD
■ 2015 YTD

Department Actions

