

MANTECA POLICE DEPARTMENT
MONTHLY CRIME STATISTICS REPORT
OCTOBER 2015

Part One Crime Offenses	Current Month	This Month Last Year	% Change Month/Month 2015- 2014	2015 Cleared Offenses YTD	2015 Clearance RATE YTD	2015 Offenses YTD	2014 Offenses YTD	% Change YTD/YTD 2015 - 2014	2014 Cleared Offenses YTD	2014 Clearance RATE YTD
Homicide	1	0	N.C.	2	50%	4	4	0.00%	2	50%
Rape/Unlawful Interc	1	1	0.00%	5	31%	16	12	33.33%	5	42%
Robbery	8	5	60.00%	15	27%	56	68	-17.65%	21	31%
Aggravated Assault	14	5	180.00%	33	46%	71	67	5.97%	34	51%
Commercial Burglary	7	6	16.67%	8	7%	112	97	15.46%	19	20%
Residential Burglary	17	20	-15.00%	14	7%	211	142	48.59%	10	7%
Other Burglary	2	2	0.00%	1	4%	28	17	64.71%	2	12%
Auto Burglary	29	19	52.63%	2	1%	287	301	-4.65%	7	2%
Grand Theft	11	15	-26.67%	6	5%	122	124	-1.61%	7	6%
Vehicle Theft	37	25	48.00%	34	11%	319	276	15.58%	37	13%
Arson	1	0	N.C.	2	11%	19	13	46.15%	1	8%
All Other Felonies	50	45	11.11%	283	72%	391	360	8.61%	267	74%
Total Felonies	178	143	24.48%	405	25%	1636	1481	10.47%	412	28%
Total Burglaries	55	47	17.02%	25	4%	638	557	14.54%	38	7%
Misdemeanor Offenses	Current Month	This Month Last Year	% Change Month/Month 2015 - 2014	2015 Cleared Offenses YTD	2015 Clearance RATE YTD	2015 Offenses YTD	2014 Offenses YTD	% Change YTD/YTD 2015 - 2014	2014 Cleared Offenses YTD	2014 Clearance RATE YTD
Misdemeanor Thefts	95	82	15.85%	254	28%	916	840	9.05%	308	37%
All Other Misdemeanors	189	154	22.73%	1165	69%	1685	1874	-10.09%	1212	65%
Total Misdemeanors	284	236	20.34%	1419	55%	2601	2714	-4.16%	1520	56%
Miscellaneous Offenses	Current Month	This Month Last Year	% Change Month/Month 2015 - 2014	2015 Cleared Offenses YTD	2015 Clearance RATE YTD	2015 Offenses YTD	2014 Offenses YTD	% Change YTD/YTD 2015 - 2014	2014 Cleared Offenses YTD	2014 Clearance RATE YTD
Total Narcotic Offenses	31	28	10.71%	191	96%	198	213	-7.04%	195	92%
Total Alcohol Offenses	23	37	-37.84%	255	99%	258	339	-23.89%	332	98%
Total Domestic Violence	37	20	85.00%	260	94%	276	235	17.45%	195	83%
Total Fraud/Forgery	40	38	5.26%	47	14%	338	404	-16.34%	46	11%
Total Vehicle Abatements	1	1	0.00%	16	133%	12	12	0.00%	15	125%
	132	124	6.45%	769	71%	1082	1203	-10.06%	783	65%
*N.C. - not calculable	*N/C - no change									
Chief _____										
						0				

MANTECA POLICE DEPARTMENT
MONTHLY CRIME STATISTICS REPORT
OCTOBER 2015

Non-Criminal Reports & Services	Current Month	2015 YTD	2014 YTD	% Change YTD/YTD 2015 - 2014
Non-Criminal Reports	170	1682	1530	9.93%
Service Requests	3225	31286	28421	10.08%
Written Reports	632	5943	5732	3.68%
Criminal Complaint Requests	194	1591	1591	0.00%
Warrants Served	98	1078	1024	5.27%

Property Value	Current Month	2015 YTD	2014 YTD	% Change YTD/YTD 2015 - 2014
Property Stolen	\$361,858.00	\$3,771,117.00	\$3,573,140.00	5.54%
Property Recovered	\$155,864.00	\$1,737,427.00	\$1,511,609.00	14.94%
% Property Value Recovered	43.07%	46.07%	42.30%	8.90%

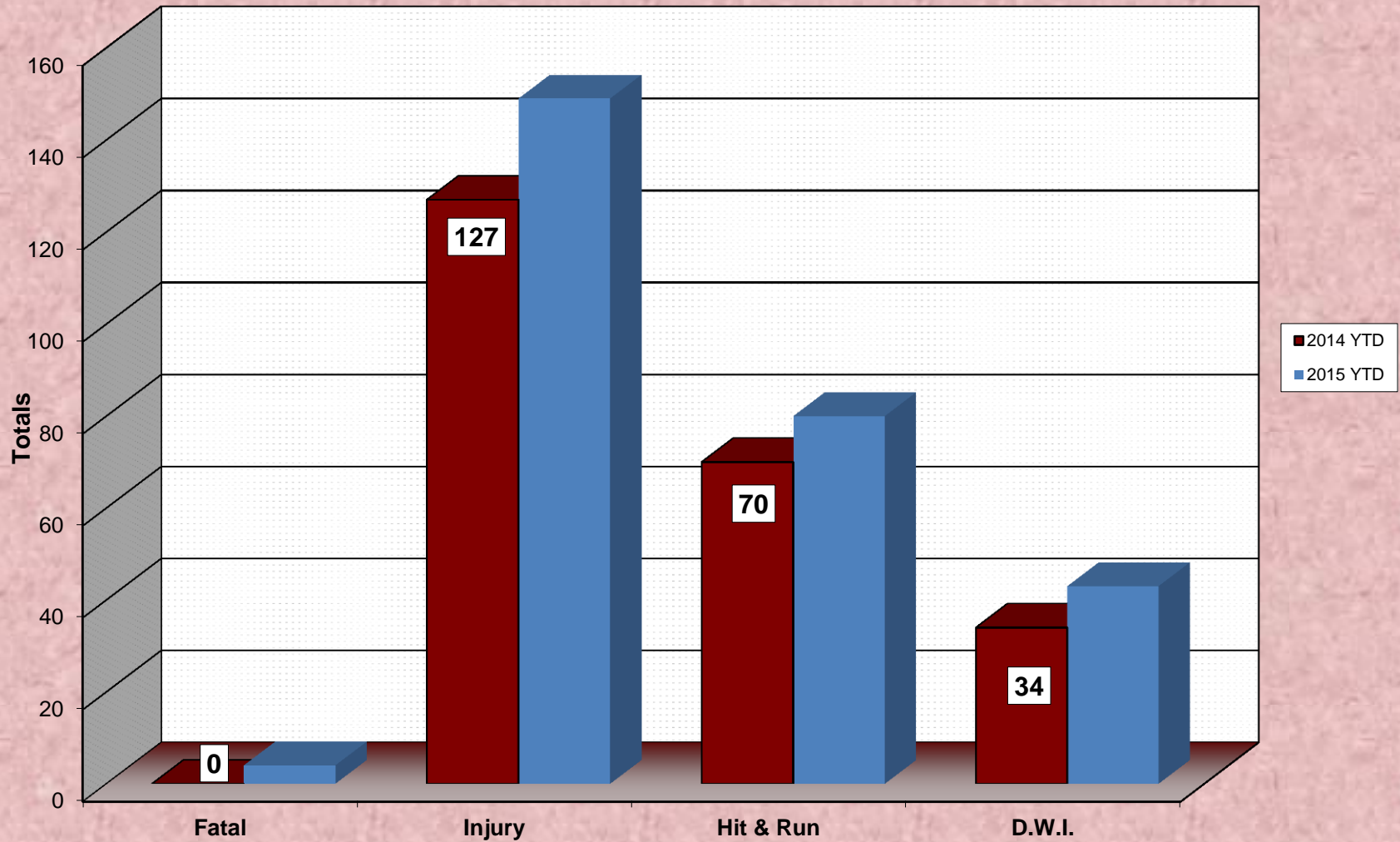
Accidents	Current Month	2015 YTD	2014 YTD	% Change YTD/YTD 2015 - 2014
Total Accidents	74	729	693	5.19%
Property Damage Only	57	575	566	1.59%
Fatal	1	4	0	N.C.
Injury	16	149	127	17.32%
Hit & Run	6	80	70	14.29%
D.W.I.	6	43	34	26.47%

Arrests	Current Month	2015 YTD	2014 YTD	% Change YTD/YTD 2015 - 2014
Adult Arrests	176	1738	1866	-6.86%
Juvenile Arrests	11	91	106	-14.15%
Total Arrests	187	1829	1972	-7.25%

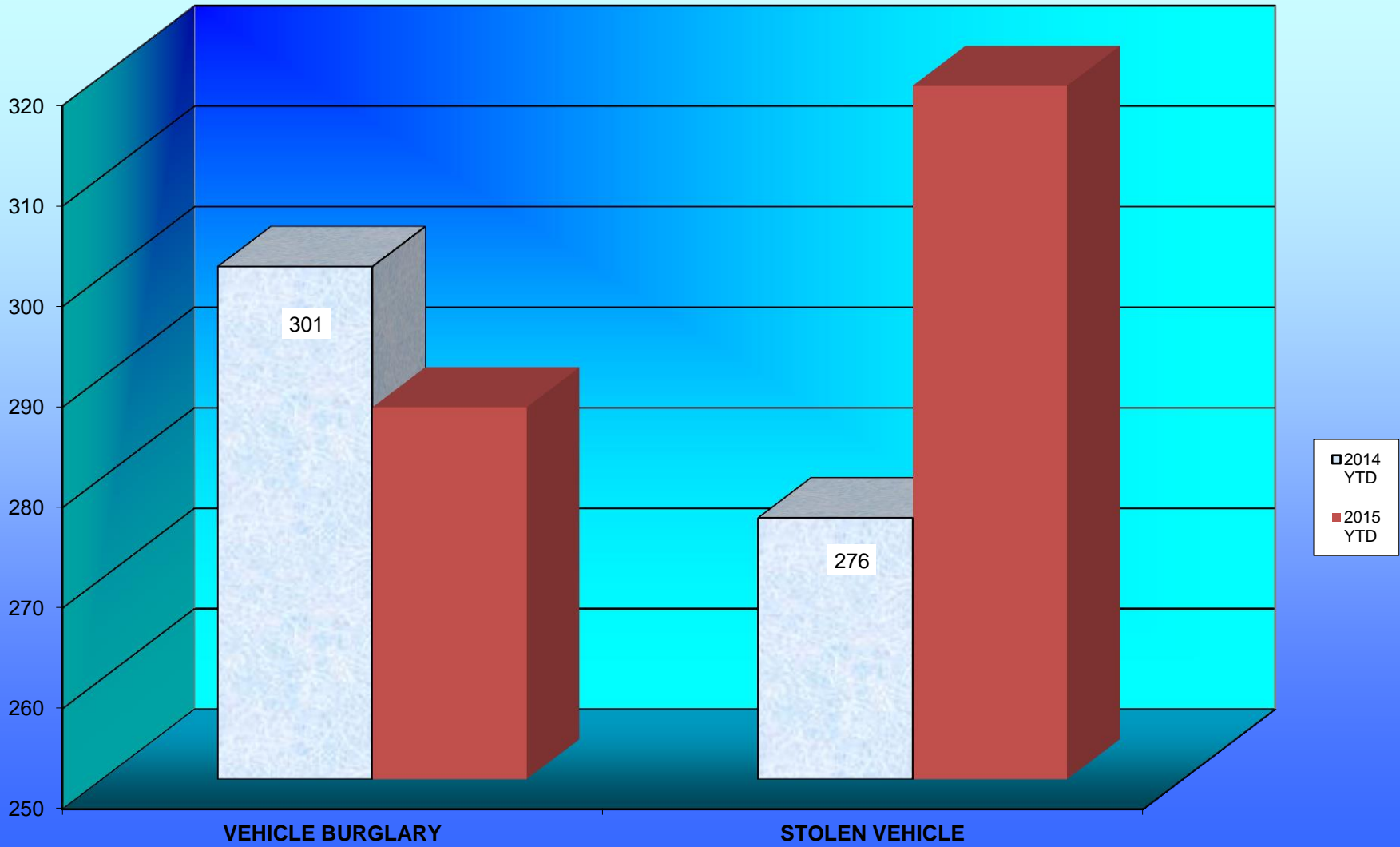
Citations	Current Month	2015 YTD	2014 YTD	% Change YTD/YTD 2015 - 2014
Total Citation Violations	241	4,054	4,047	0.17%
D.W.I Violations	7	103	124	-16.94%
Moving Violations	66	1,686	1,028	64.01%
Non-Moving Violations	22	533	643	-17.11%
Child Restraint Violations	2	9	8	12.50%
Seat Belt Violations	2	175	171	2.34%
All Other Violations	136	1,740	1,837	-5.28%
Parking Violations	64	566	513	10.33%

Department Actions	Current Month	2015 YTD	2014 YTD	% Change YTD/YTD 2015 - 2014
Pursuits	4	26	26	0.00%
Use of Force	1	21	28	-25.00%

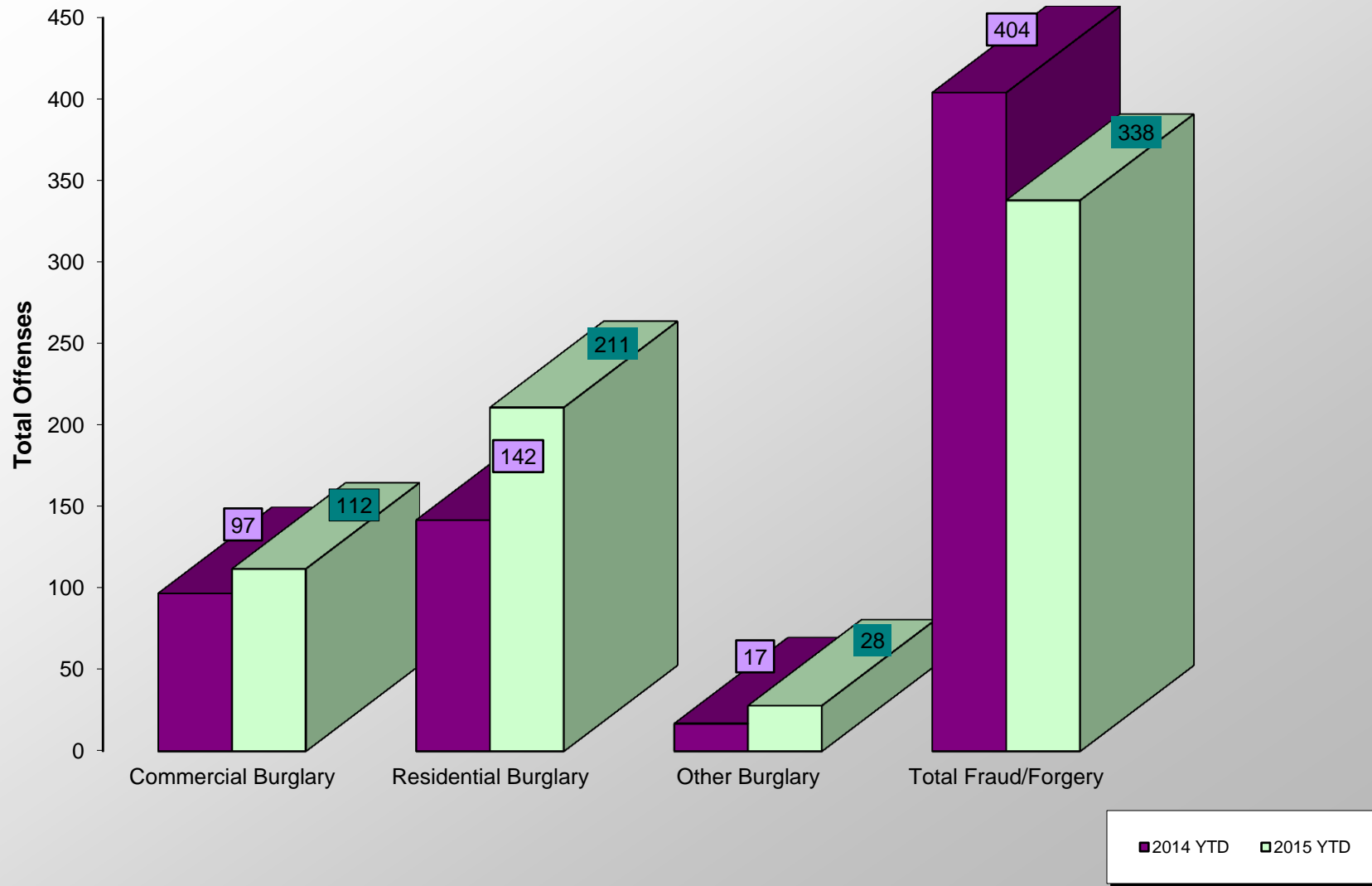
ACCIDENT COMPARISON 2014 - 2015 Year to Date



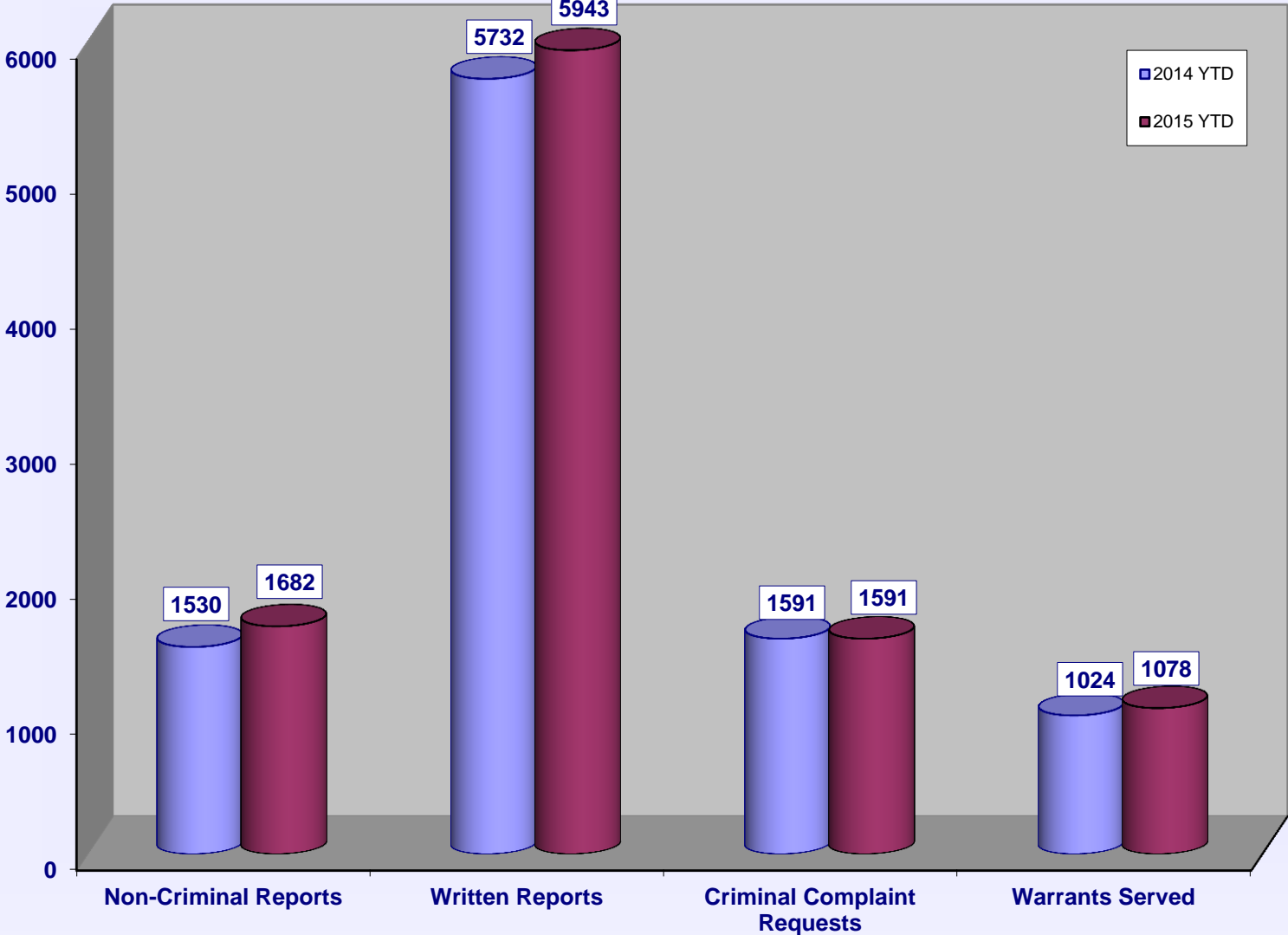
VEHICLE THEFTS



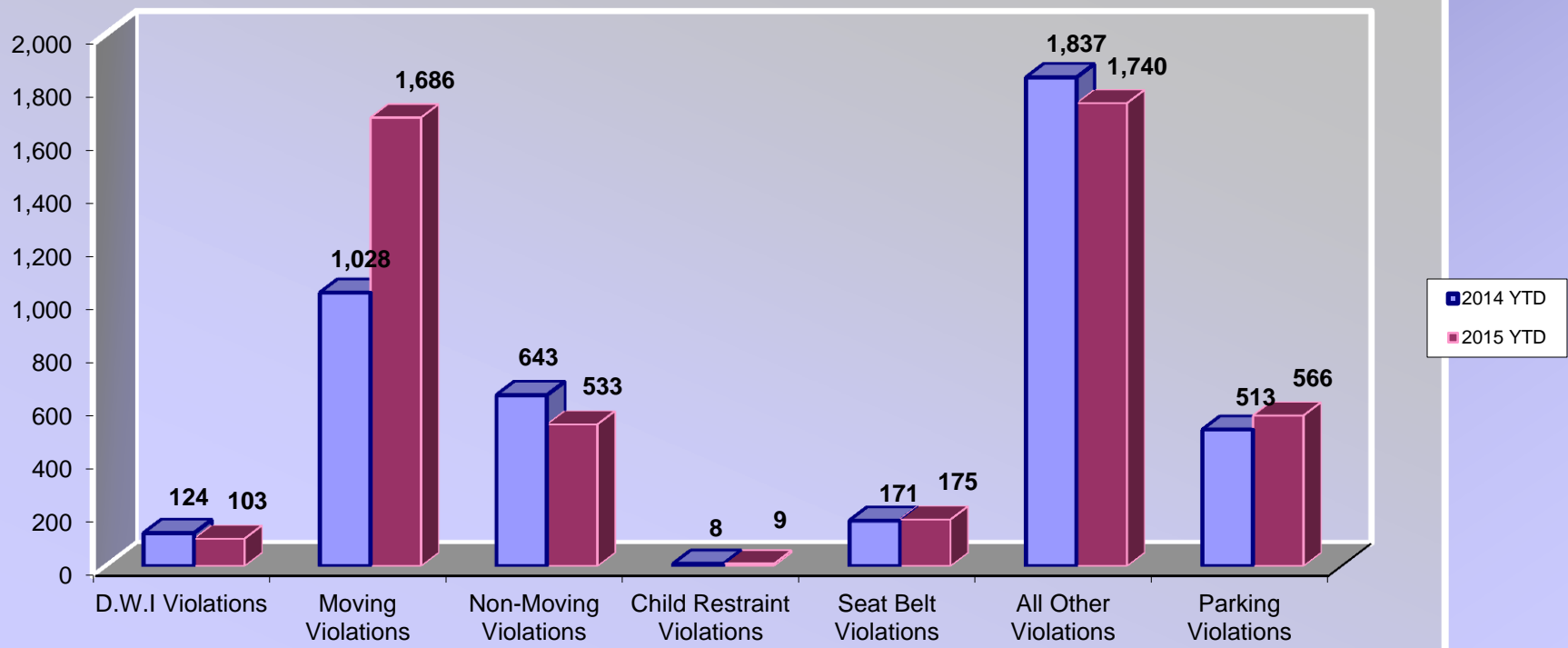
BURGLARIES 2014 - 2015 Year to Date



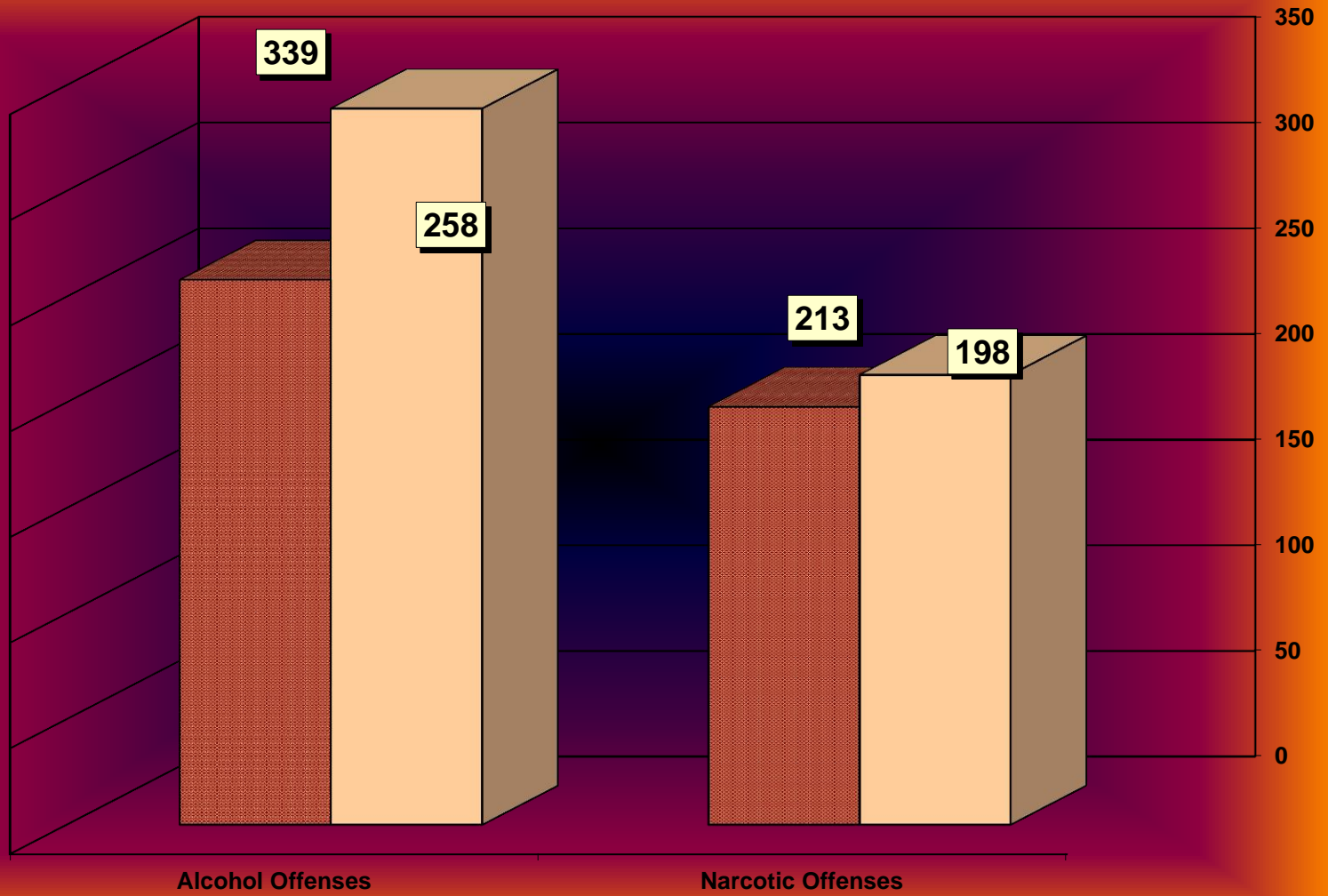
SERVICE & NON-SERVICE REQUESTS 2014 - 2015



TRAFFIC CITATIONS



NARCOTIC / ALCOHOL OFFENSES 2014 - 2015



□ 2014 YTD
■ 2015 YTD

Department Actions

