

MANTECA POLICE DEPARTMENT
MONTHLY CRIME STATISTICS REPORT
NOVEMBER 2015

Part One Crime Offenses	Current Month	This Month Last Year	% Change Month/Month 2015- 2014	2015 Cleared Offenses YTD	2015 Clearance RATE YTD	2015 Offenses YTD	2014 Offenses YTD	% Change YTD/YTD 2015 - 2014	2014 Cleared Offenses YTD	2014 Clearance RATE YTD
Homicide	1	0	N.C.	2	40%	5	4	25.00%	2	50%
Rape/Unlawful Interc	1	2	-50.00%	7	41%	17	14	21.43%	6	43%
Robbery	15	2	650.00%	18	25%	71	70	1.43%	21	30%
Aggravated Assault	2	2	0.00%	34	47%	73	69	5.80%	35	51%
Commercial Burglary	8	10	-20.00%	8	7%	120	107	12.15%	20	19%
Residential Burglary	21	6	250.00%	15	6%	232	148	56.76%	10	7%
Other Burglary	8	0	N.C.	1	3%	36	17	111.76%	2	12%
Auto Burglary	52	23	126.09%	3	1%	339	324	4.63%	8	2%
Grand Theft	13	7	85.71%	6	4%	135	131	3.05%	9	7%
Vehicle Theft	53	32	65.63%	37	10%	372	308	20.78%	43	14%
Arson	1	1	0.00%	2	10%	20	14	42.86%	1	7%
All Other Felonies	29	30	-3.33%	304	72%	420	390	7.69%	290	74%
Total Felonies	204	115	77.39%	437	24%	1840	1596	15.29%	447	28%
Total Burglaries	89	39	128.21%	27	4%	727	596	21.98%	40	7%
Misdemeanor Offenses	Current Month	This Month Last Year	% Change Month/Month 2015 - 2014	2015 Cleared Offenses YTD	2015 Clearance RATE YTD	2015 Offenses YTD	2014 Offenses YTD	% Change YTD/YTD 2015 - 2014	2014 Cleared Offenses YTD	2014 Clearance RATE YTD
Misdemeanor Thefts	98	54	81.48%	284	28%	1014	894	13.42%	321	36%
All Other Misdemeanors	164	144	13.89%	1263	68%	1849	2018	-8.37%	1302	65%
Total Misdemeanors	262	198	32.32%	1547	54%	2863	2912	-1.68%	1623	56%
Miscellaneous Offenses	Current Month	This Month Last Year	% Change Month/Month 2015 - 2014	2015 Cleared Offenses YTD	2015 Clearance RATE YTD	2015 Offenses YTD	2014 Offenses YTD	% Change YTD/YTD 2015 - 2014	2014 Cleared Offenses YTD	2014 Clearance RATE YTD
Total Narcotic Offenses	15	18	-16.67%	206	97%	213	231	-7.79%	213	92%
Total Alcohol Offenses	22	32	-31.25%	278	99%	280	371	-24.53%	364	98%
Total Domestic Violence	29	24	20.83%	278	91%	305	259	17.76%	214	83%
Total Fraud/Forgery	32	29	10.34%	53	14%	370	433	-14.55%	51	12%
Total Vehicle Abatements	0	1	-100.00%	17	142%	12	13	-7.69%	18	138%
	98	104	-5.77%	832	71%	1180	1307	-9.72%	860	66%
*N.C. - not calculable	*N/C - no change									
Chief _____										
						0				

MANTECA POLICE DEPARTMENT
MONTHLY CRIME STATISTICS REPORT
NOVEMBER 2015

Non-Criminal Reports & Services	Current Month	2015 YTD	2014 YTD	% Change YTD/YTD 2015 - 2014
Non-Criminal Reports	169	1851	1682	10.05%
Service Requests	2785	34071	30930	10.16%
Written Reports	635	6578	6198	6.13%
Criminal Complaint Requests	140	1731	1699	1.88%
Warrants Served	67	1145	1127	1.60%

Property Value	Current Month	2015 YTD	2014 YTD	% Change YTD/YTD 2015 - 2014
Property Stolen	\$713,123.00	\$4,484,240.00	\$3,814,565.00	17.56%
Property Recovered	\$196,210.00	\$1,933,637.00	\$1,655,935.00	16.77%
% Property Value Recovered	27.51%	43.12%	43.41%	-0.67%

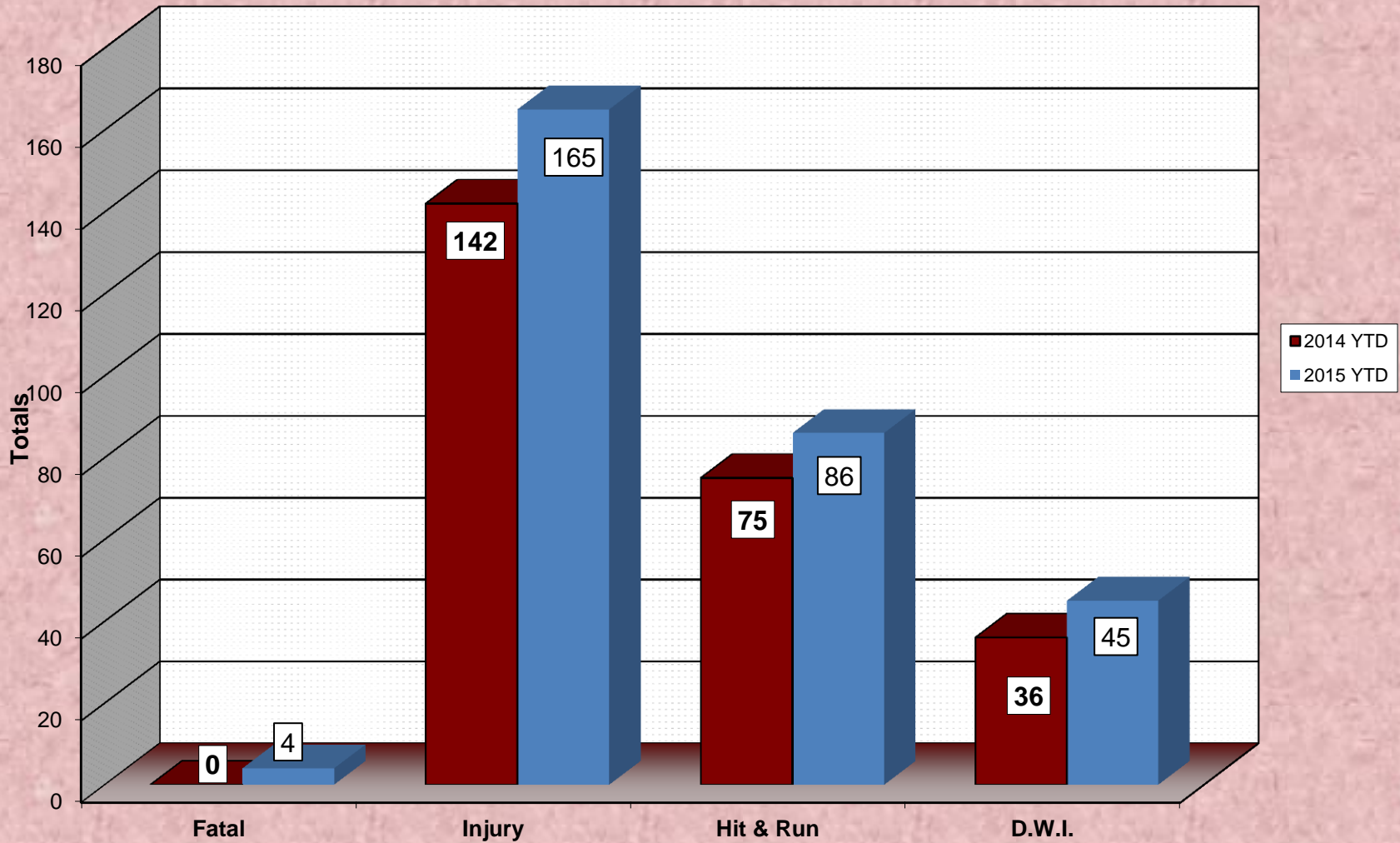
Accidents	Current Month	2015 YTD	2014 YTD	% Change YTD/YTD 2015 - 2014
Total Accidents	81	810	763	6.16%
Property Damage Only	65	640	621	3.06%
Fatal	0	4	0	N.C.
Injury	16	165	142	16.20%
Hit & Run	6	86	75	14.67%
D.W.I.	2	45	36	25.00%

Arrests	Current Month	2015 YTD	2014 YTD	% Change YTD/YTD 2015 - 2014
Adult Arrests	141	1879	2016	-6.80%
Juvenile Arrests	9	100	108	-7.41%
Total Arrests	150	1979	2124	-6.83%

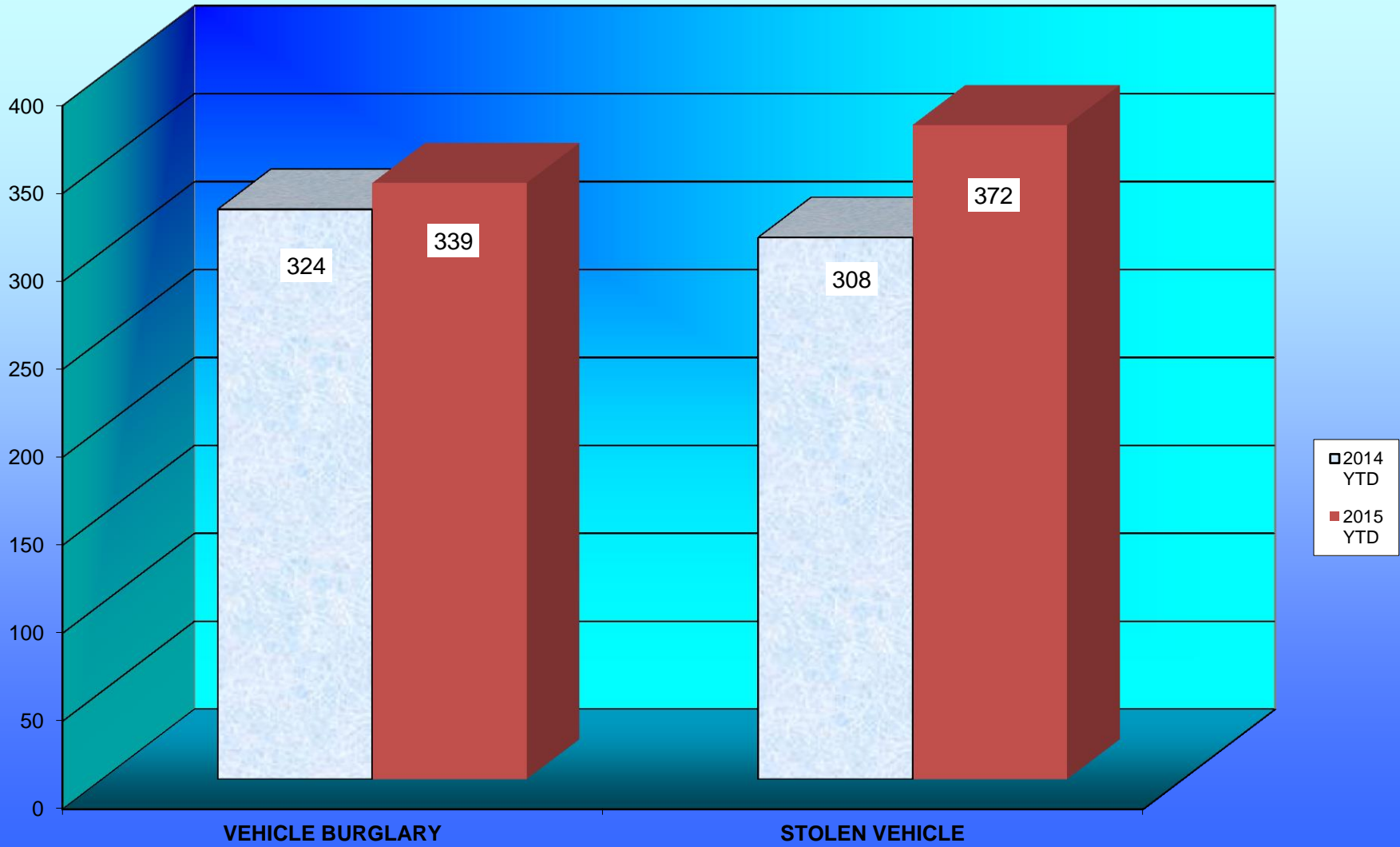
Citations	Current Month	2015 YTD	2014 YTD	% Change YTD/YTD 2015 - 2014
Total Citation Violations	329	4,383	4,360	0.53%
D.W.I Violations	8	111	138	-19.57%
Moving Violations	147	1,833	1,090	68.17%
Non-Moving Violations	42	575	681	-15.57%
Child Restraint Violations	0	9	8	12.50%
Seat Belt Violations	8	183	178	2.81%
All Other Violations	124	1,864	1,964	-5.09%
Parking Violations	61	627	545	15.05%

Department Actions	Current Month	2015 YTD	2014 YTD	% Change YTD/YTD 2015 - 2014
Pursuits	0	26	31	-16.13%
Use of Force	0	21	29	-27.59%

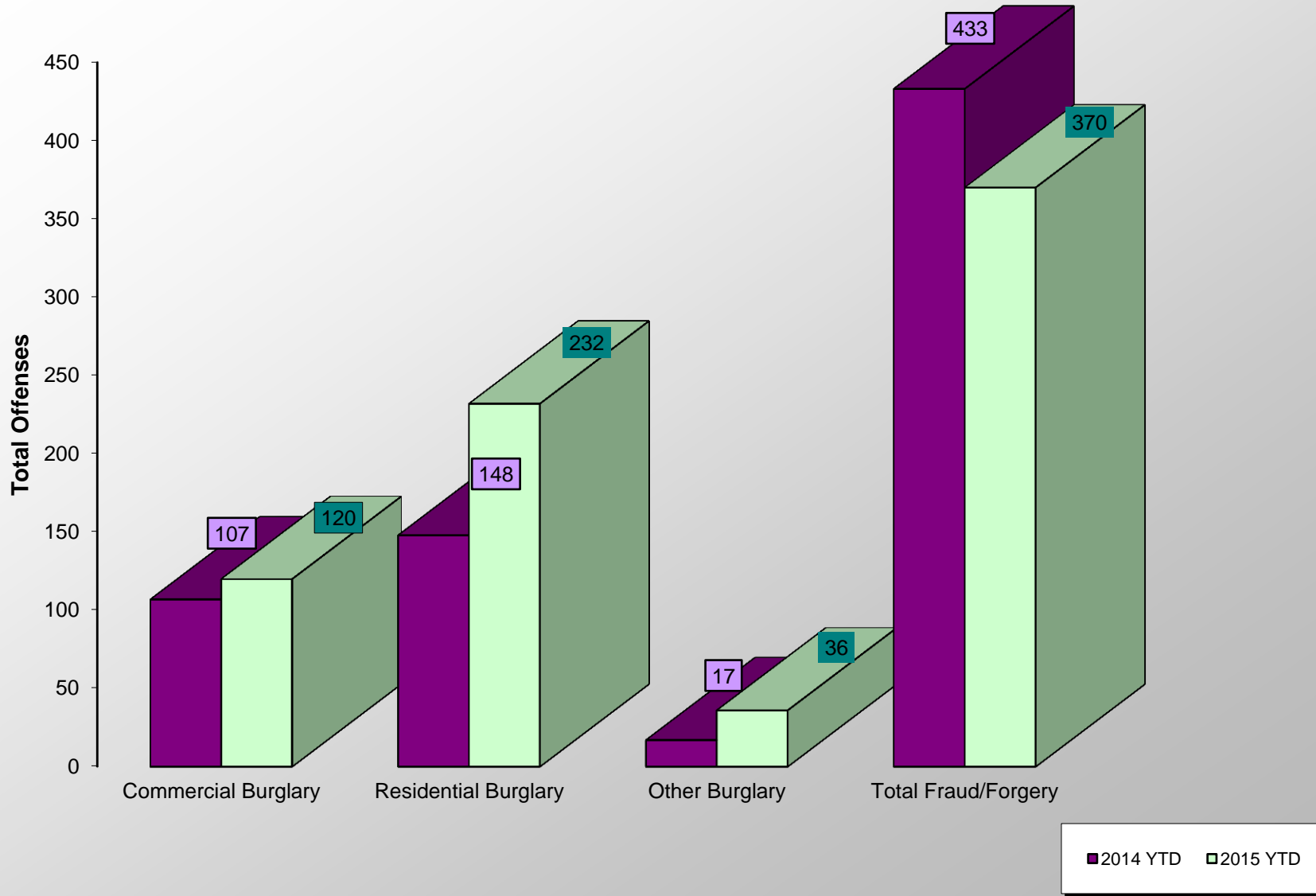
ACCIDENT COMPARISON 2014 - 2015 Year to Date



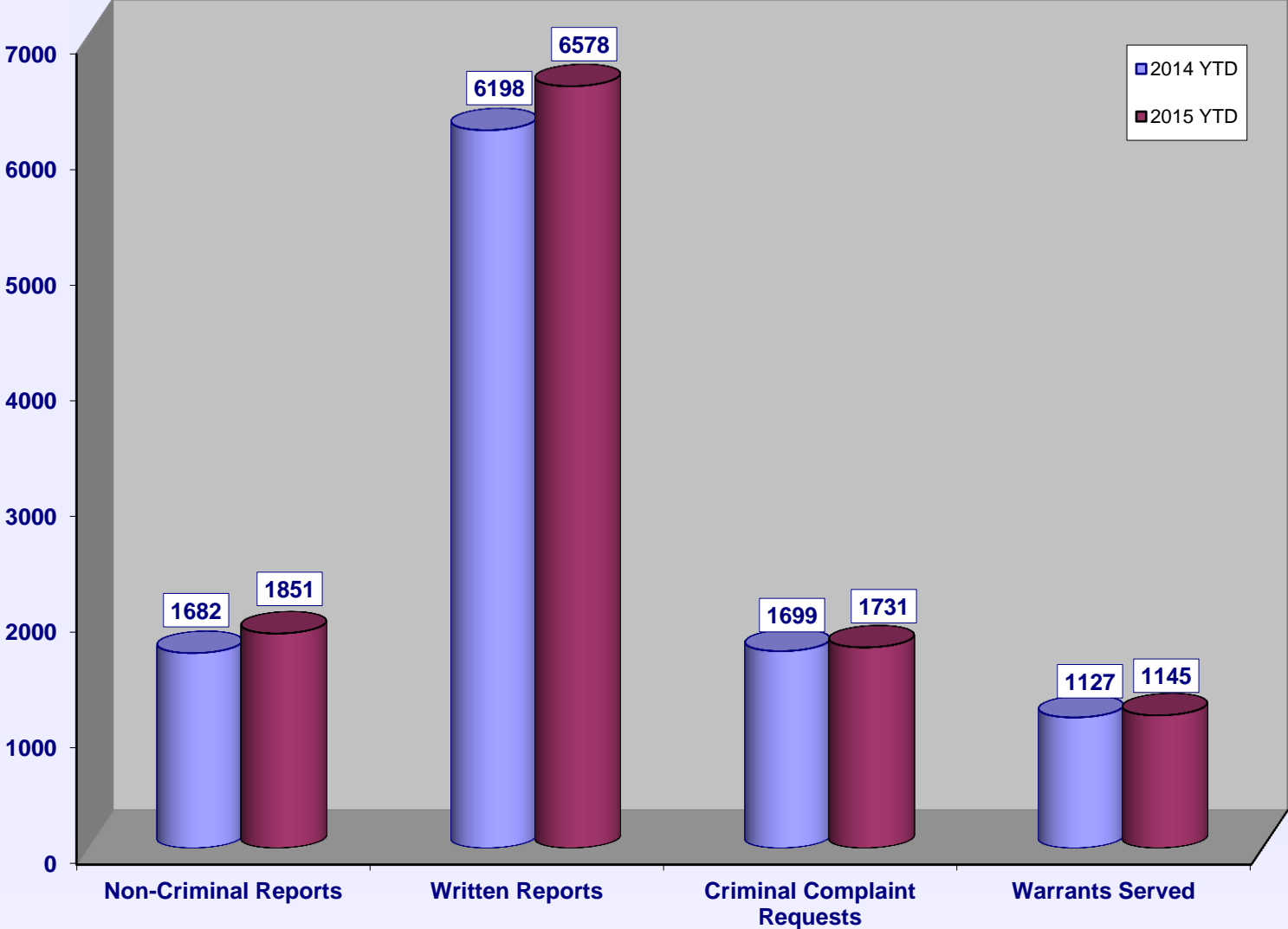
VEHICLE THEFTS



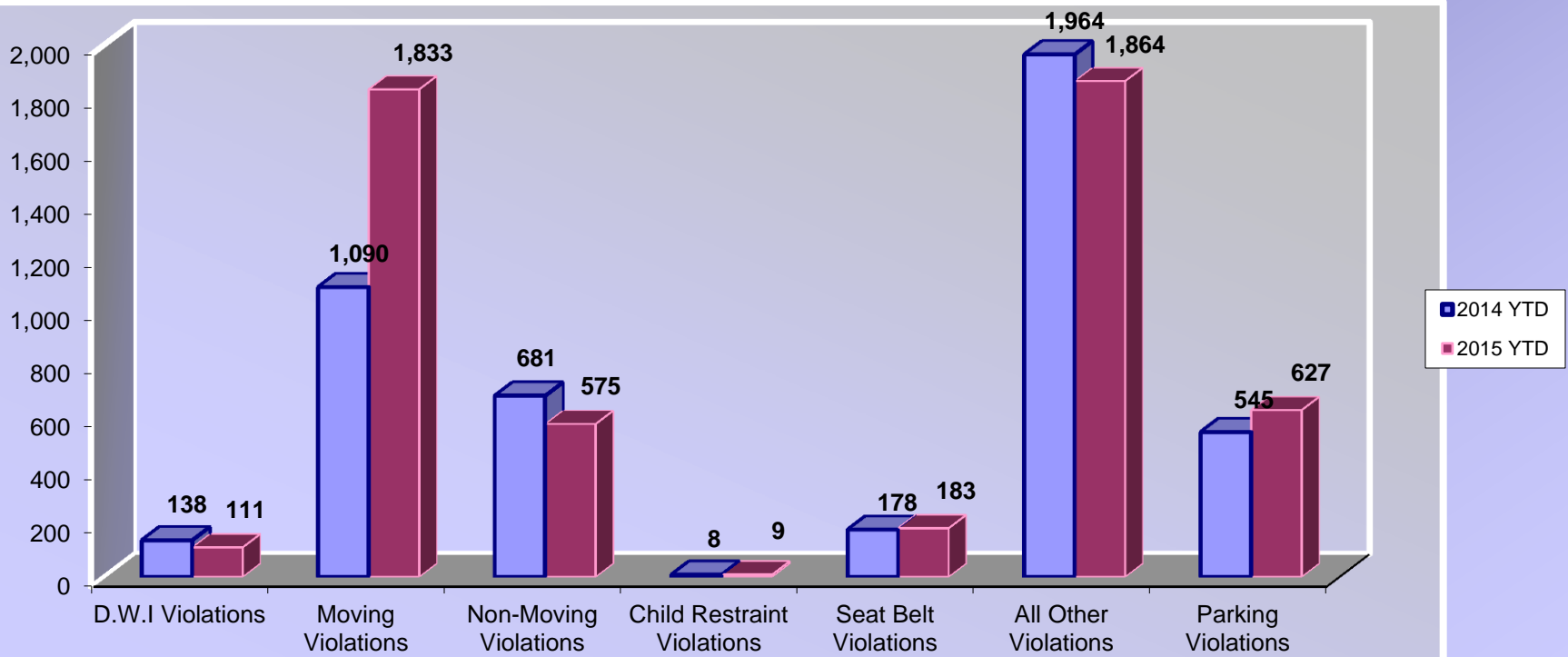
BURGLARIES 2014 - 2015 Year to Date



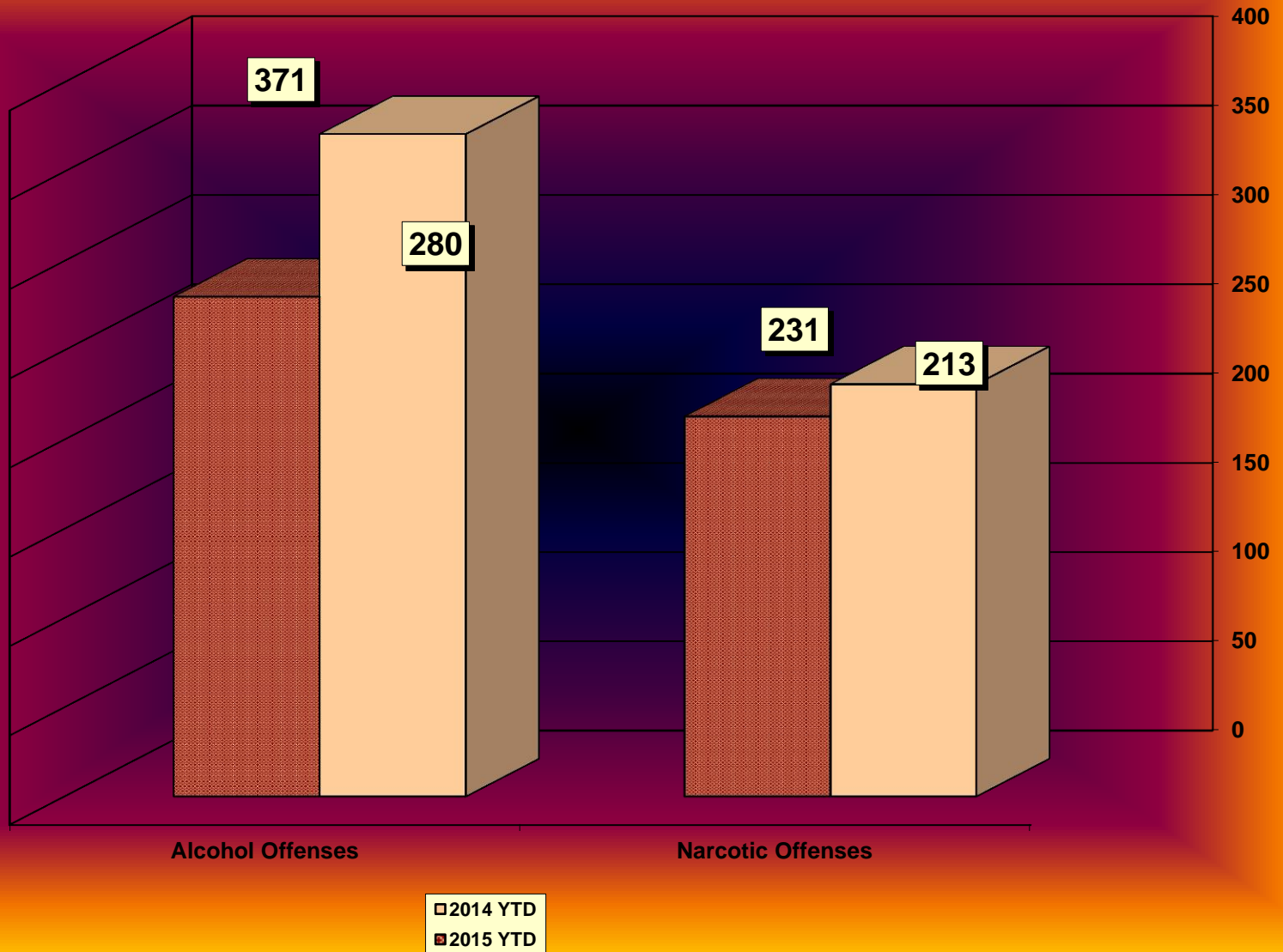
SERVICE & NON-SERVICE REQUESTS 2014 - 2015



TRAFFIC CITATIONS



NARCOTIC / ALCOHOL OFFENSES 2014 - 2015



Department Actions

