

MANTECA POLICE DEPARTMENT
MONTHLY CRIME STATISTICS REPORT
DECEMBER 2015

Part One Crime Offenses	Current Month	This Month Last Year	% Change Month/Month 2015- 2014	2015 Cleared Offenses YTD	2015 Clearance RATE YTD	2015 Offenses YTD	2014 Offenses YTD	% Change YTD/YTD 2015 - 2014	2014 Cleared Offenses YTD	2014 Clearance RATE YTD
Homicide	0	0	N/C	2	40%	5	4	25.00%	2	50%
Rape/Unlawful Interc	1	0	N.C.	7	39%	18	14	28.57%	6	43%
Robbery	11	4	175.00%	20	24%	82	74	10.81%	22	30%
Aggravated Assault	4	3	33.33%	34	44%	77	72	6.94%	37	51%
Commercial Burglary	9	17	-47.06%	10	8%	129	124	4.03%	21	17%
Residential Burglary	20	23	-13.04%	16	6%	252	171	47.37%	12	7%
Other Burglary	3	2	50.00%	1	3%	39	19	105.26%	2	11%
Auto Burglary	41	20	105.00%	4	1%	380	344	10.47%	8	2%
Grand Theft	8	11	-27.27%	9	6%	143	142	0.70%	10	7%
Vehicle Theft	34	39	-12.82%	39	10%	406	347	17.00%	52	15%
Arson	0	2	-100.00%	2	10%	20	16	25.00%	1	6%
All Other Felonies	33	28	17.86%	326	72%	453	418	8.37%	311	74%
Total Felonies	164	149	10.07%	470	23%	2004	1745	14.84%	484	28%
Total Burglaries	73	62	17.74%	31	4%	800	658	21.58%	43	7%
Misdemeanor Offenses	Current Month	This Month Last Year	% Change Month/Month 2015 - 2014	2015 Cleared Offenses YTD	2015 Clearance RATE YTD	2015 Offenses YTD	2014 Offenses YTD	% Change YTD/YTD 2015 - 2014	2014 Cleared Offenses YTD	2014 Clearance RATE YTD
Misdemeanor Thefts	99	60	65.00%	310	28%	1113	954	16.67%	341	36%
All Other Misdemeanors	150	151	-0.66%	1362	68%	1999	2169	-7.84%	1390	64%
Total Misdemeanors	249	211	18.01%	1672	54%	3112	3123	-0.35%	1731	55%
Miscellaneous Offenses	Current Month	This Month Last Year	% Change Month/Month 2015 - 2014	2015 Cleared Offenses YTD	2015 Clearance RATE YTD	2015 Offenses YTD	2014 Offenses YTD	% Change YTD/YTD 2015 - 2014	2014 Cleared Offenses YTD	2014 Clearance RATE YTD
Total Narcotic Offenses	16	15	6.67%	221	97%	229	246	-6.91%	226	92%
Total Alcohol Offenses	19	28	-32.14%	297	99%	299	399	-25.06%	392	98%
Total Domestic Violence	38	27	40.74%	313	91%	343	286	19.93%	225	79%
Total Fraud/Forgery	28	24	16.67%	54	14%	398	457	-12.91%	52	11%
Total Vehicle Abatements	1	2	-50.00%	17	131%	13	15	-13.33%	20	133%
	102	96	6.25%	902	70%	1282	1403	-8.62%	915	65%
*N.C. - not calculable	*N/C - no change									
Chief _____										
						0				

MANTECA POLICE DEPARTMENT
MONTHLY CRIME STATISTICS REPORT
DECEMBER 2015

Non-Criminal Reports & Services	Current Month	2015 YTD	2014 YTD	% Change YTD/YTD 2015 - 2014
Non-Criminal Reports	188	2039	1804	13.03%
Service Requests	2852	36923	33683	9.62%
Written Reports	601	7179	6683	7.42%
Criminal Complaint Requests	184	1915	1854	3.29%
Warrants Served	61	1206	1205	0.08%

Property Value	Current Month	2015 YTD	2014 YTD	% Change YTD/YTD 2015 - 2014
Property Stolen	\$285,270.00	\$4,769,510.00	\$4,216,178.00	13.12%
Property Recovered	\$116,002.00	\$2,049,639.00	\$1,807,999.00	13.37%
% Property Value Recovered	40.66%	42.97%	42.88%	0.21%

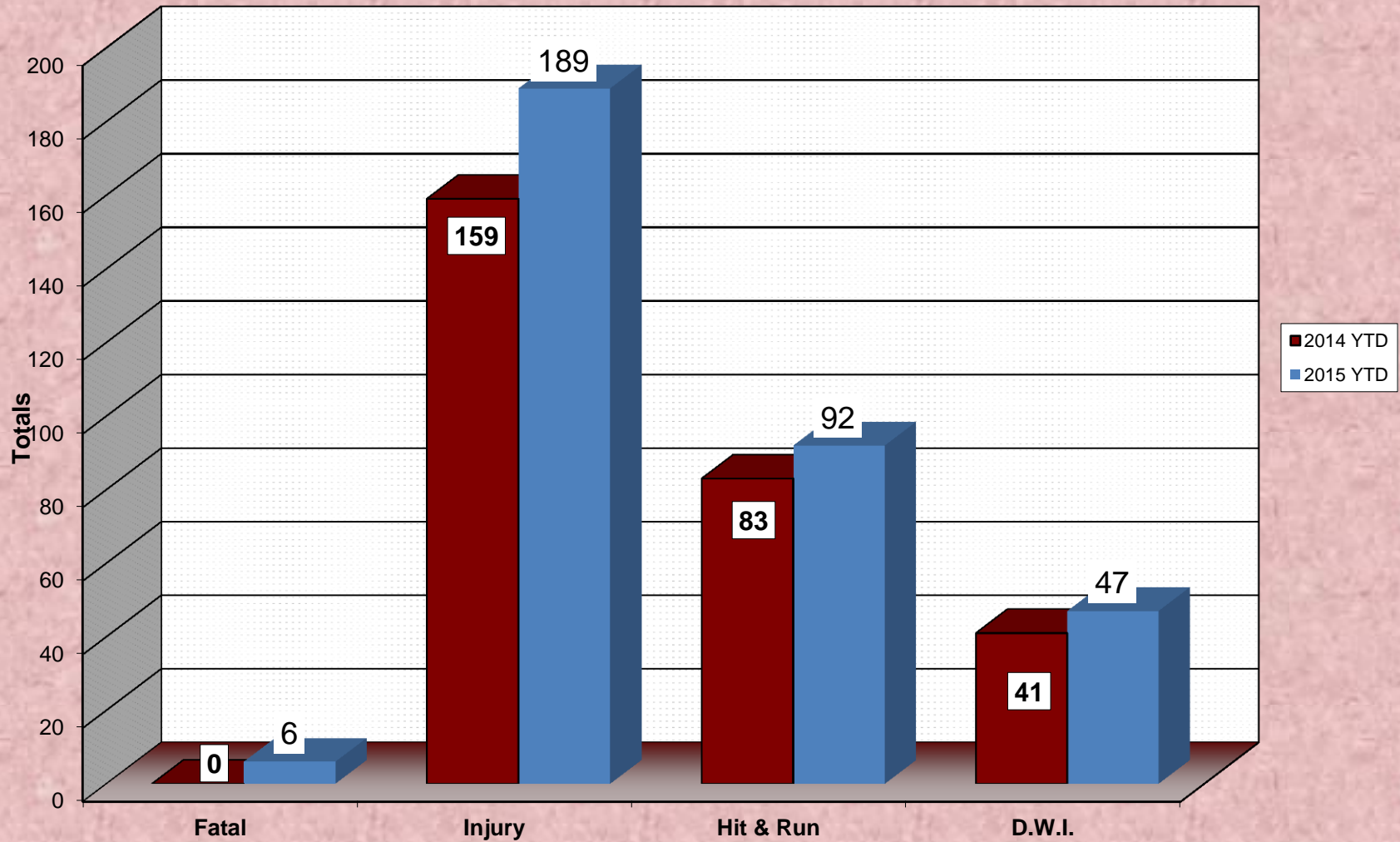
Accidents	Current Month	2015 YTD	2014 YTD	% Change YTD/YTD 2015 - 2014
Total Accidents	88	898	858	4.66%
Property Damage Only	62	702	699	0.43%
Fatal	2	6	0	N.C.
Injury	24	189	159	18.87%
Hit & Run	6	92	83	10.84%
D.W.I.	2	47	41	14.63%

Arrests	Current Month	2015 YTD	2014 YTD	% Change YTD/YTD 2015 - 2014
Adult Arrests	130	2009	2159	-6.95%
Juvenile Arrests	8	108	116	-6.90%
Total Arrests	138	2117	2275	-6.95%

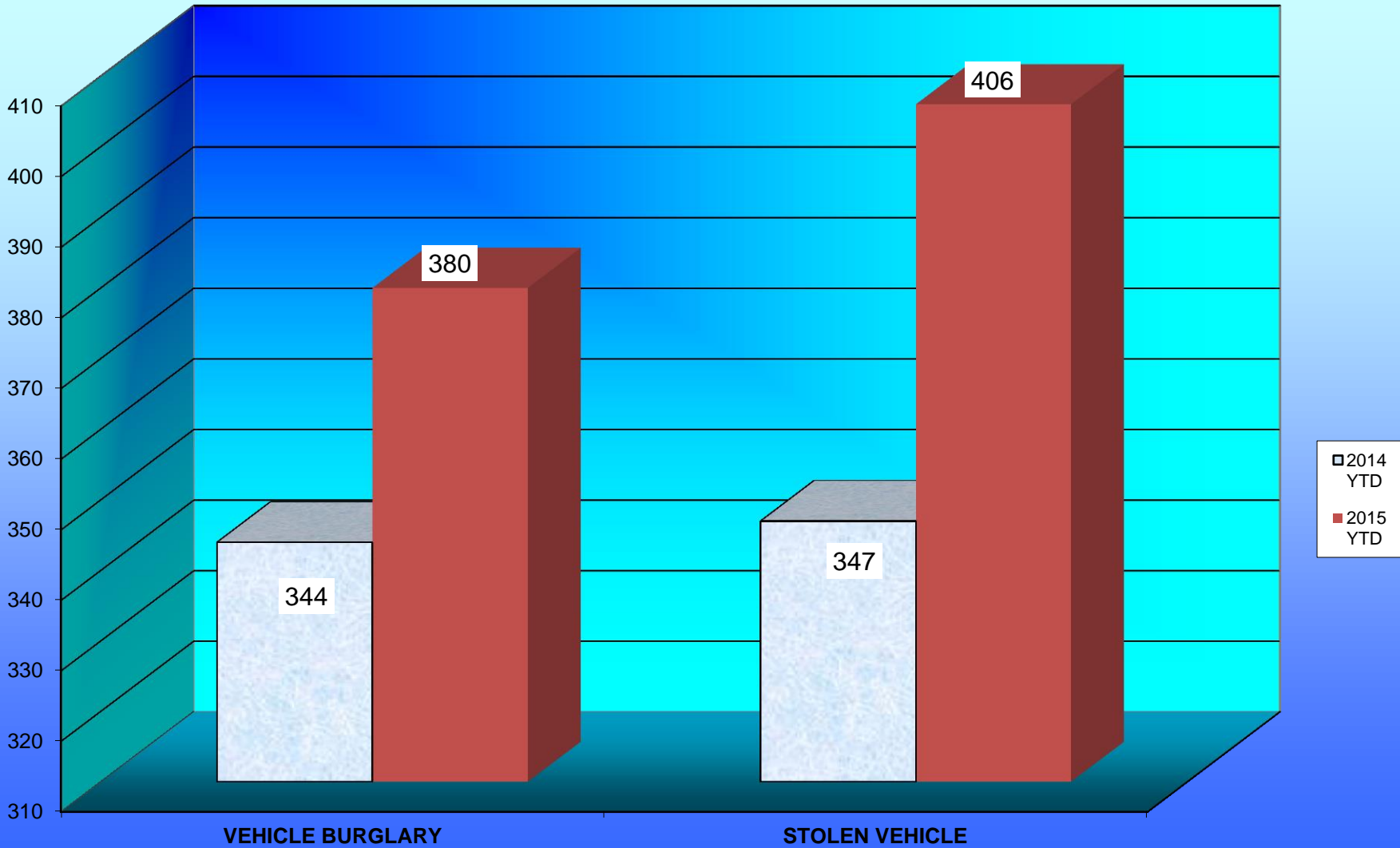
Citations	Current Month	2015 YTD	2014 YTD	% Change YTD/YTD 2015 - 2014
Total Citation Violations	274	4,657	4,711	-1.15%
D.W.I Violations	7	118	152	-22.37%
Moving Violations	104	1,937	1,221	58.64%
Non-Moving Violations	48	623	734	-15.12%
Child Restraint Violations	0	9	9	0.00%
Seat Belt Violations	6	189	183	3.28%
All Other Violations	110	1,974	2,103	-6.13%
Parking Violations	46	673	582	15.64%

Department Actions	Current Month	2015 YTD	2014 YTD	% Change YTD/YTD 2015 - 2014
Pursuits	0	26	35	-25.71%
Use of Force	2	23	31	-25.81%

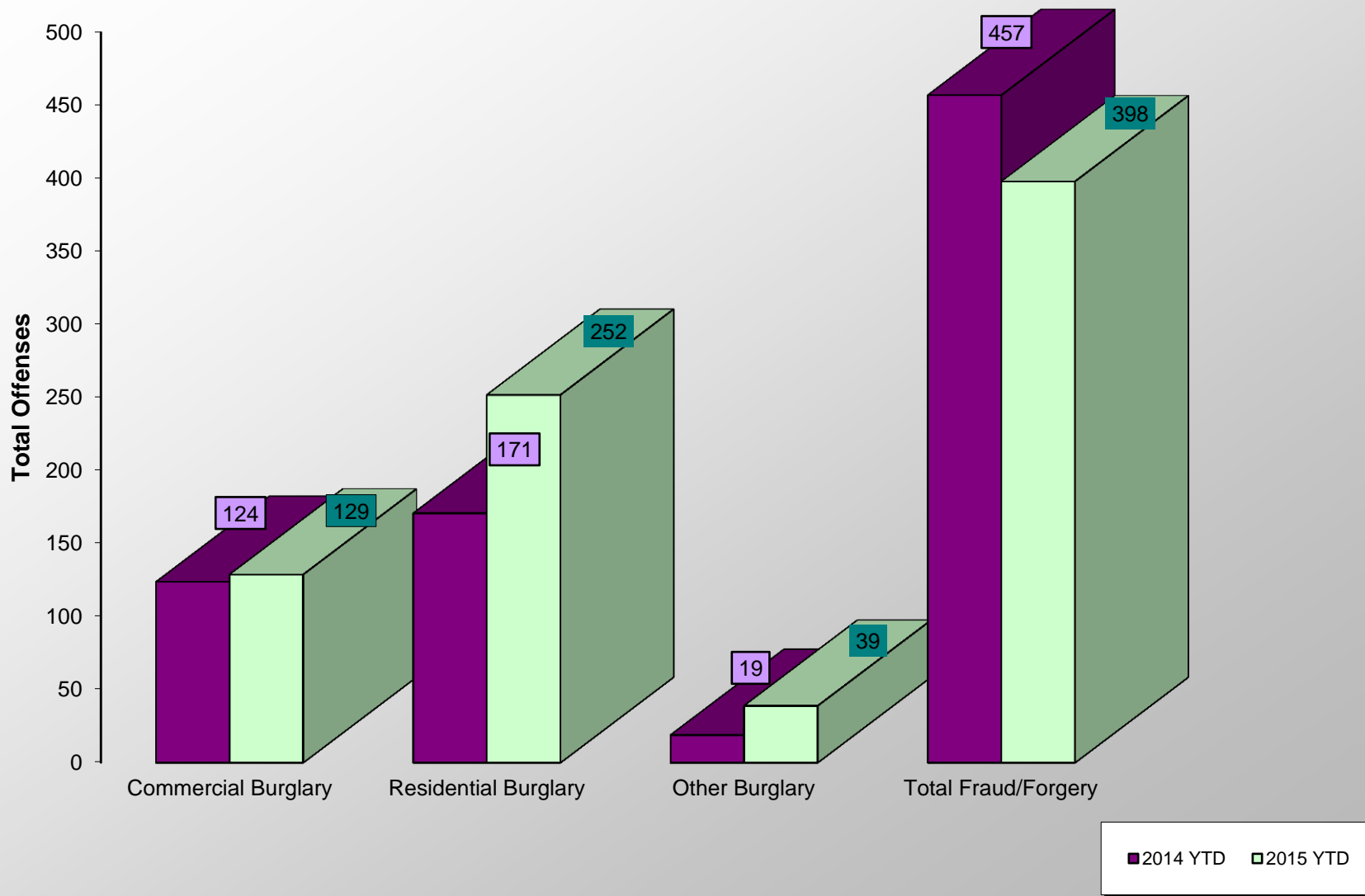
ACCIDENT COMPARISON 2014 - 2015 Year to Date



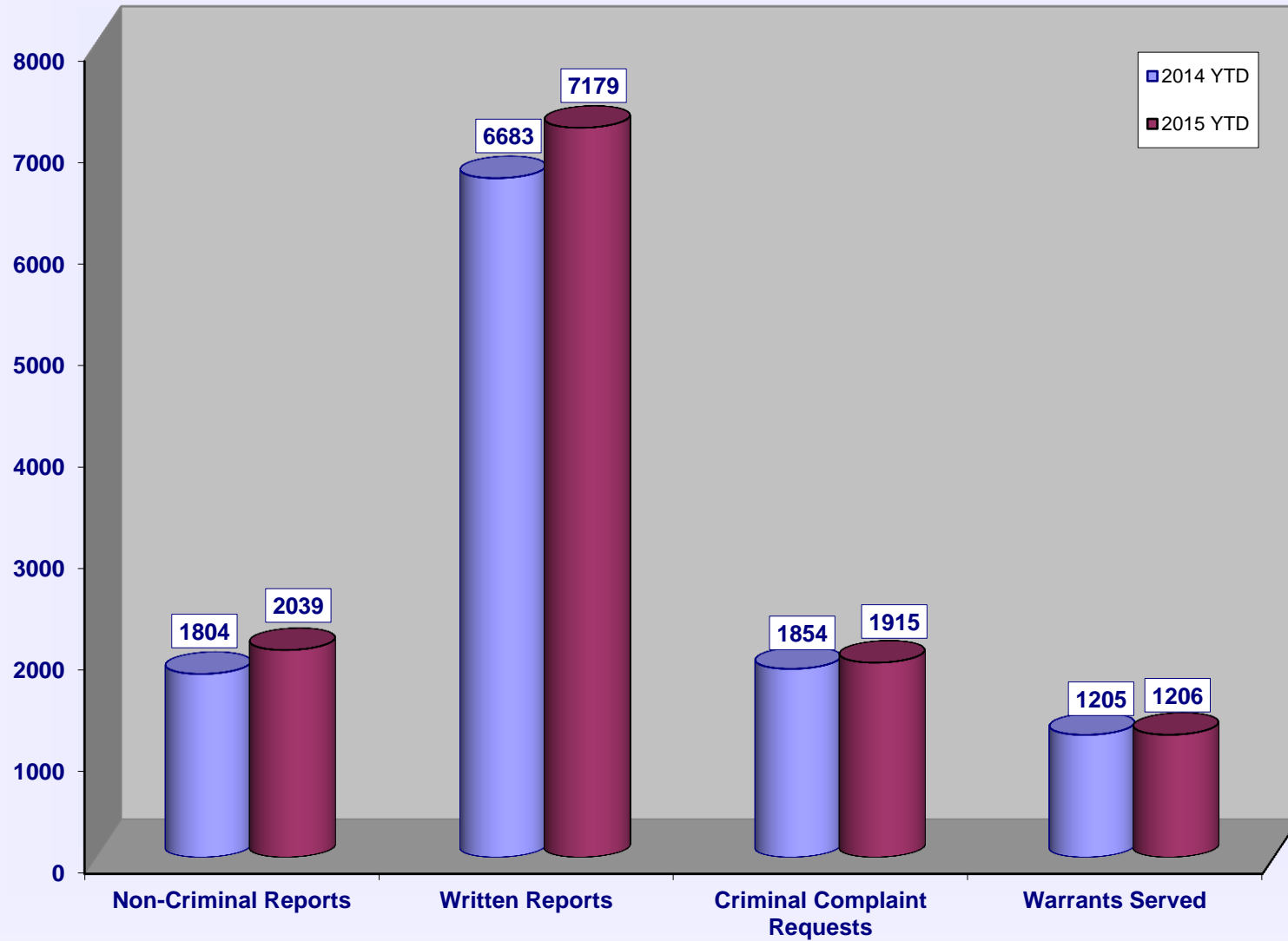
VEHICLE THEFTS



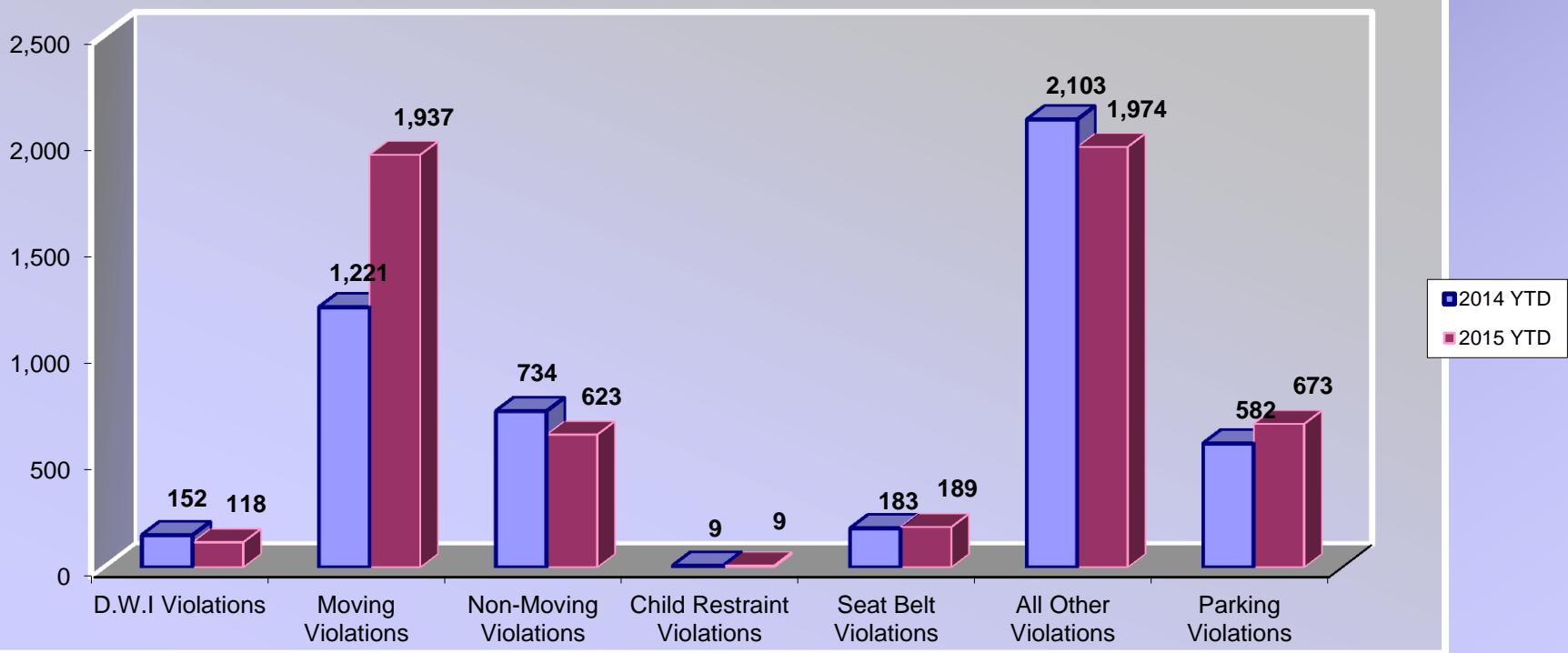
BURGLARIES 2014 - 2015 Year to Date



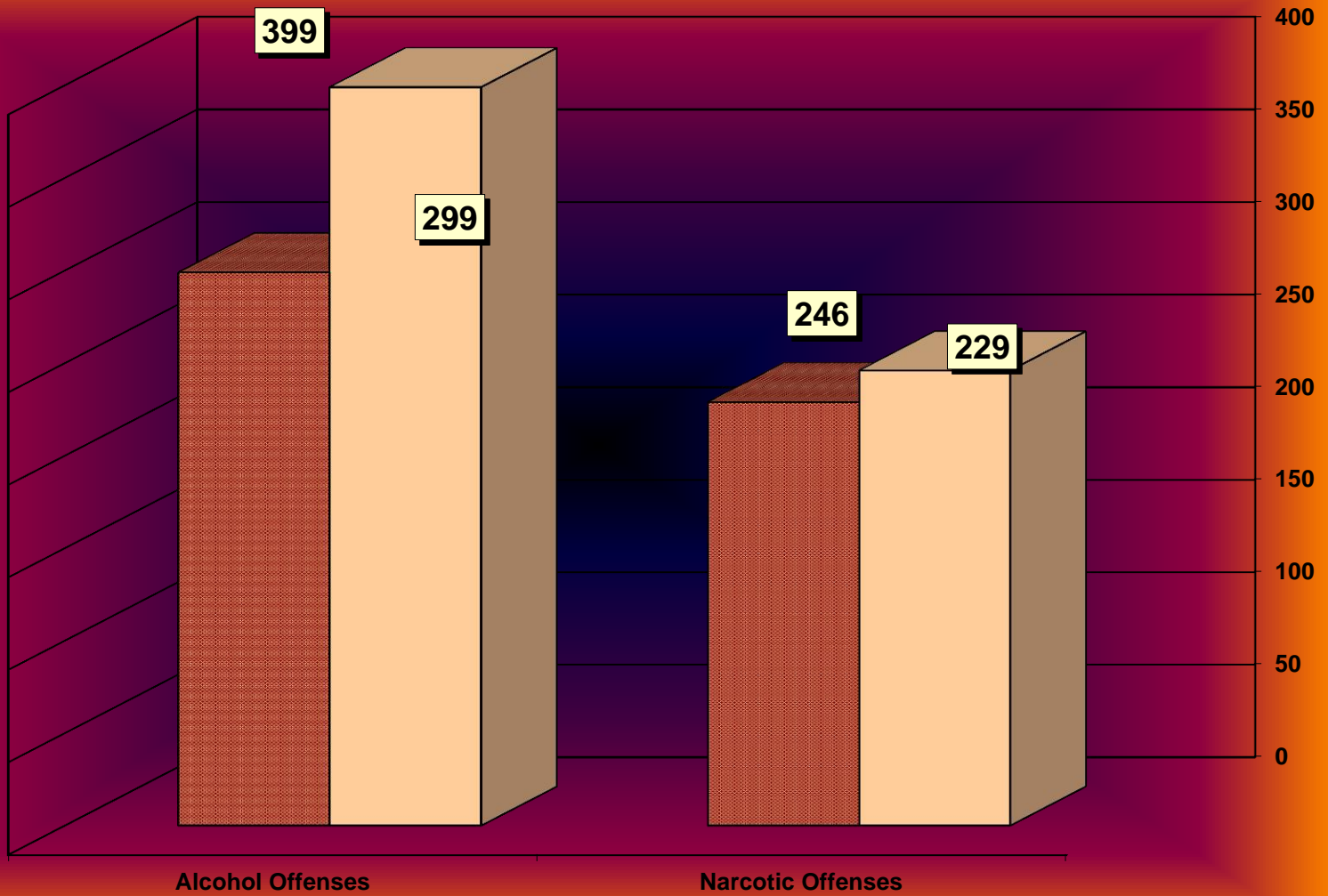
SERVICE & NON-SERVICE REQUESTS 2014 - 2015



TRAFFIC CITATIONS



NARCOTIC / ALCOHOL OFFENSES 2014 - 2015



□ 2014 YTD
■ 2015 YTD

Department Actions

