

MANTECA POLICE DEPARTMENT  
MONTHLY CRIME STATISTICS REPORT  
JANUARY 2016

Part One Crime Offenses	Current Month	This Month Last Year	% Change Month/Month 2016 - 2015	2016 Cleared Offenses YTD	2016 Clearance RATE YTD	2016 Offenses YTD	2015 Offenses YTD	% Change YTD/YTD 2016 - 2015	2015 Cleared Offenses YTD	2015 Clearance RATE YTD
Homicide	0	1	-100.00%	0	N/C	0	1	-100.00%	0	0%
Rape/Unlawful Interc	0	1	-100.00%	0	N/C	0	1	-100.00%	0	0%
Robbery	16	8	100.00%	3	19%	16	8	100.00%	4	50%
Aggravated Assault	7	5	40.00%	1	14%	7	5	40.00%	2	40%
Commercial Burglary	9	22	-59.09%	1	11%	9	22	-59.09%	0	0%
Residential Burglary	26	26	0.00%	2	8%	26	26	0.00%	2	8%
Other Burglary	3	4	-25.00%	0	0%	3	4	-25.00%	0	0%
Auto Burglary	69	33	109.09%	2	3%	69	33	109.09%	1	3%
Grand Theft	19	19	0.00%	3	16%	19	19	0.00%	1	5%
Vehicle Theft	42	25	68.00%	3	7%	42	25	68.00%	2	8%
Arson	2	2	0.00%	0	0%	2	2	0.00%	0	0%
All Other Felonies	37	37	0.00%	23	62%	37	37	0.00%	28	76%
<b>Total Felonies</b>	<b>230</b>	<b>183</b>	<b>25.68%</b>	<b>38</b>	<b>17%</b>	<b>230</b>	<b>183</b>	<b>25.68%</b>	<b>40</b>	<b>22%</b>
<b>Total Burglaries</b>	<b>107</b>	<b>85</b>	<b>25.88%</b>	<b>5</b>	<b>5%</b>	<b>107</b>	<b>85</b>	<b>25.88%</b>	<b>3</b>	<b>4%</b>
Misdemeanor Offenses	Current Month	This Month Last Year	% Change Month/Month 2016 - 2015	2016 Cleared Offenses YTD	2016 Clearance RATE YTD	2016 Offenses YTD	2015 Offenses YTD	% Change YTD/YTD 2016 - 2015	2015 Cleared Offenses YTD	2015 Clearance RATE YTD
Misdemeanor Thefts	131	94	39.36%	36	27%	131	94	39.36%	25	27%
All Other Misdemeanors	173	181	-4.42%	110	64%	173	181	-4.42%	144	80%
<b>Total Misdemeanors</b>	<b>304</b>	<b>275</b>	<b>10.55%</b>	<b>146</b>	<b>48%</b>	<b>304</b>	<b>275</b>	<b>10.55%</b>	<b>169</b>	<b>61%</b>
Miscellaneous Offenses	Current Month	This Month Last Year	% Change Month/Month 2016 - 2015	2016 Cleared Offenses YTD	2016 Clearance RATE YTD	2016 Offenses YTD	2015 Offenses YTD	% Change YTD/YTD 2016 - 2015	2015 Cleared Offenses YTD	2015 Clearance RATE YTD
Total Narcotic Offenses	13	19	-31.58%	13	100%	13	19	-31.58%	19	100%
Total Alcohol Offenses	27	36	-25.00%	26	96%	27	36	-25.00%	36	100%
Total Domestic Violence	22	23	-4.35%	21	95%	22	23	-4.35%	30	130%
Total Fraud/Forgery	44	34	29.41%	7	16%	44	34	29.41%	7	21%
Total Vehicle Abatements	2	0	N.C.	2	100%	2	0	N.C.	1	N.C.
	<b>108</b>	<b>112</b>	<b>-3.57%</b>	<b>69</b>	<b>64%</b>	<b>108</b>	<b>112</b>	<b>-3.57%</b>	<b>93</b>	<b>83%</b>
*N.C. - not calculable	*N/C - no change									
Chief _____										
						0				

MANTECA POLICE DEPARTMENT  
MONTHLY CRIME STATISTICS REPORT  
JANUARY 2016

Non-Criminal Reports & Services	Current Month	2016 YTD	2015 YTD	% Change YTD/YTD 2016 - 2015
Non-Criminal Reports	181	181	152	19.08%
Service Requests	3066	3066	2901	5.69%
Written Reports	716	716	610	17.38%
Criminal Complaint Requests	150	150	152	-1.32%
Warrants Served	92	92	115	-20.00%

Property Value	Current Month	2016 YTD	2015 YTD	% Change YTD/YTD 2016 - 2015
Property Stolen	\$655,148.00	\$655,148.00	\$467,152.00	40.24%
Property Recovered	\$208,118.00	\$208,118.00	\$233,392.00	-10.83%
% Property Value Recovered	31.77%	31.77%	49.96%	-36.42%

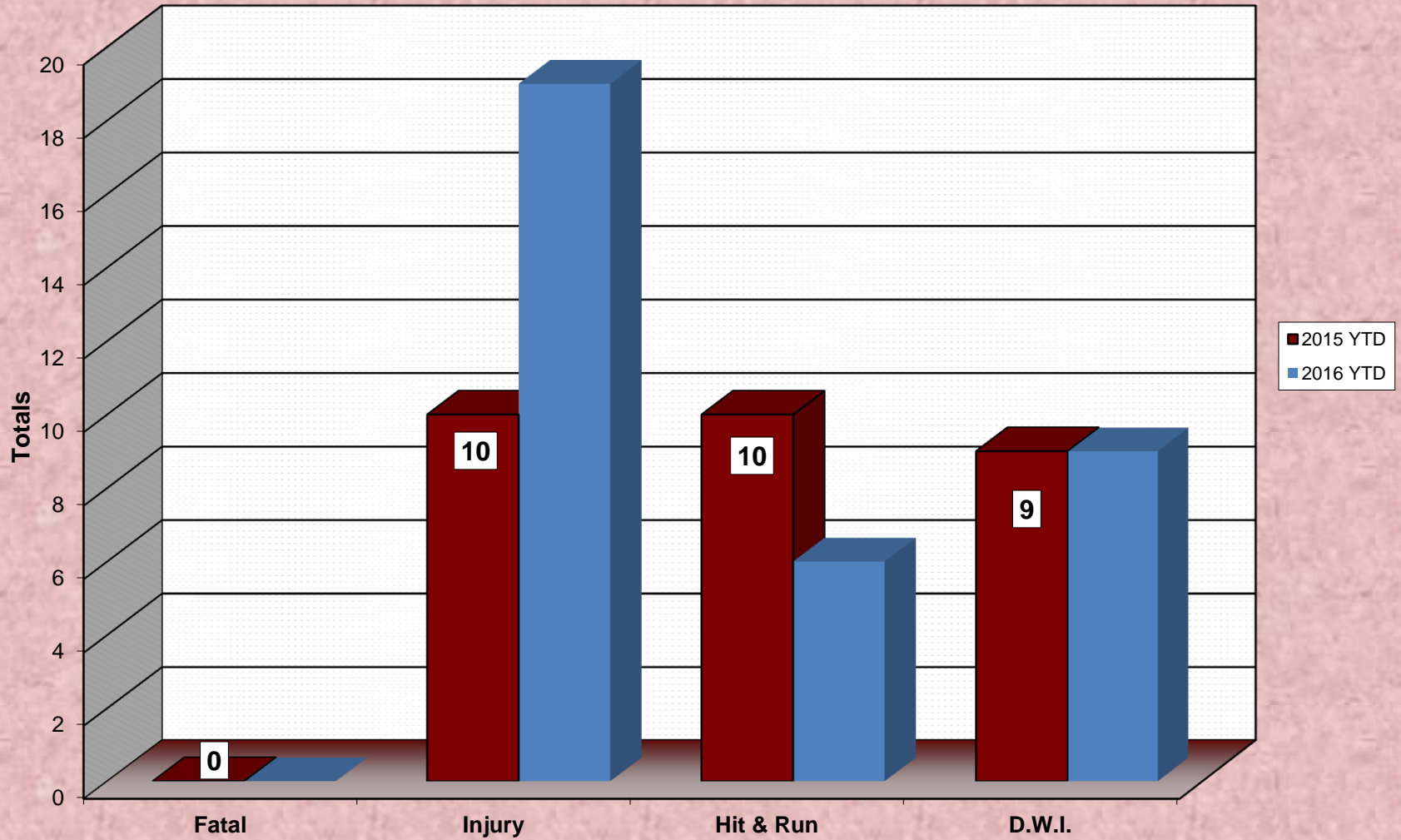
Accidents	Current Month	2016 YTD	2015 YTD	% Change YTD/YTD 2016 - 2015
Total Accidents	67	67	63	6.35%
Property Damage Only	48	48	53	-9.43%
Fatal	0	0	0	N/C
Injury	19	19	10	90.00%
Hit & Run	6	6	10	-40.00%
D.W.I.	9	9	9	0.00%

Arrests	Current Month	2016 YTD	2015 YTD	% Change YTD/YTD 2016 - 2015
Adult Arrests	186	186	182	2.20%
Juvenile Arrests	8	8	12	-33.33%
Total Arrests	194	194	194	0.00%

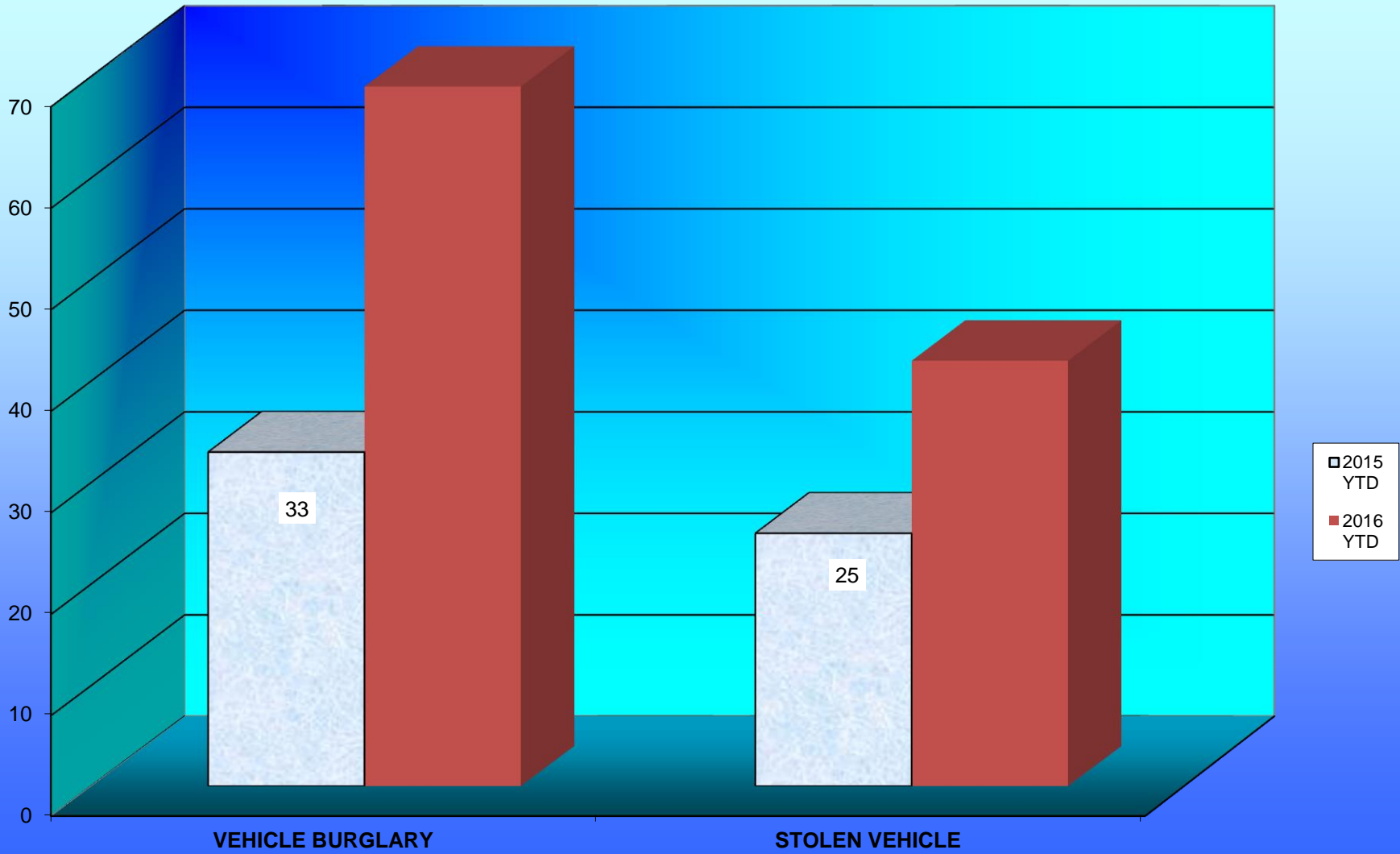
Citations	Current Month	2016 YTD	2015 YTD	% Change YTD/YTD 2016 - 2015
Total Citation Violations	304	304	451	-32.59%
D.W.I Violations	16	16	23	-30.43%
Moving Violations	84	84	133	-36.84%
Non-Moving Violations	62	62	123	-49.59%
Child Restraint Violations	1	1	2	-50.00%
Seat Belt Violations	1	1	9	-88.89%
All Other Violations	127	127	149	-14.77%
Parking Violations	40	40	58	-31.03%

Department Actions	Current Month	2016 YTD	2015 YTD	% Change YTD/YTD 2016 - 2015
Pursuits	3	3	6	-50.00%
Use of Force	5	5	1	400.00%

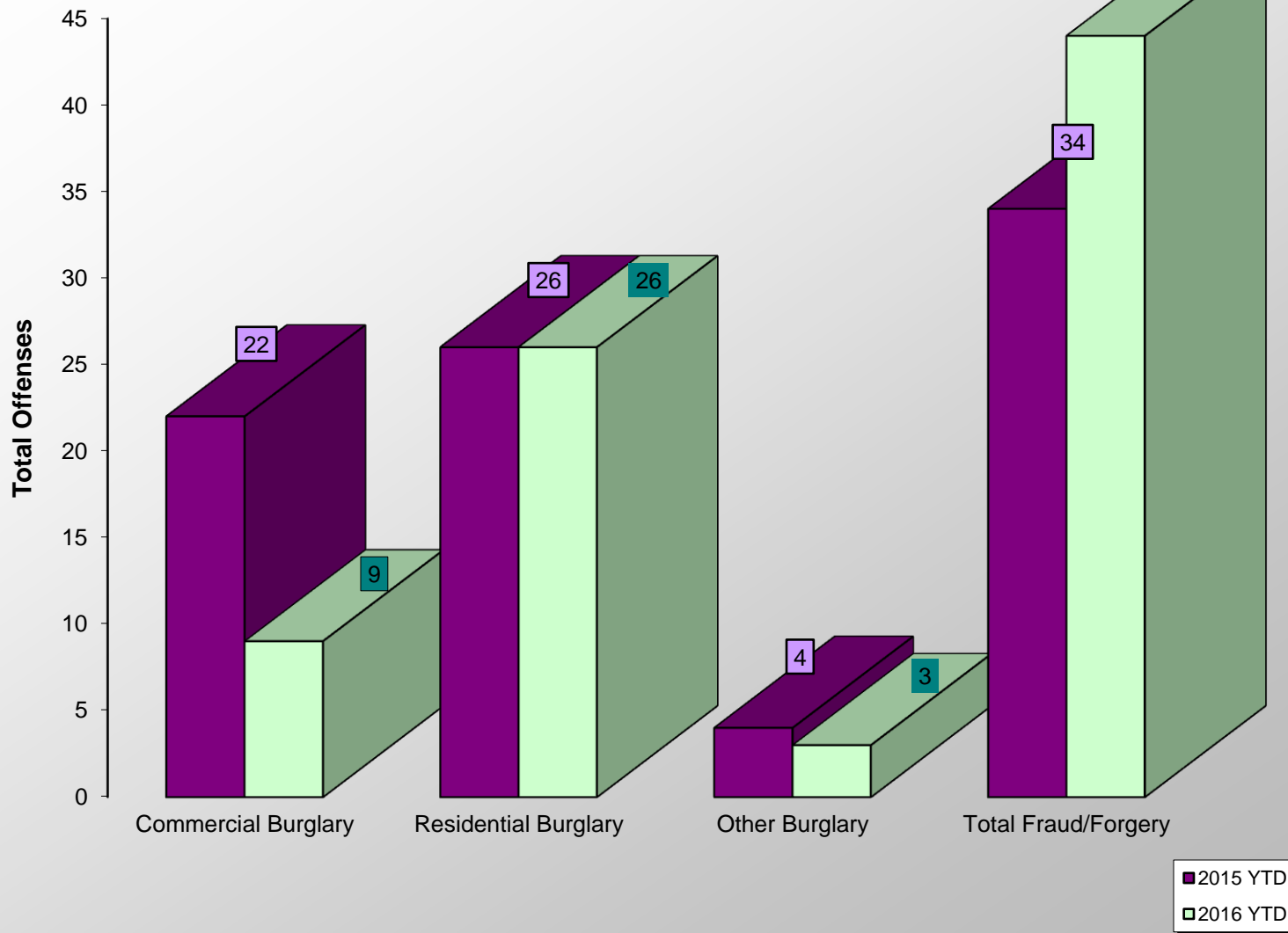
# ACCIDENT COMPARISON 2015 - 2016 Year to Date



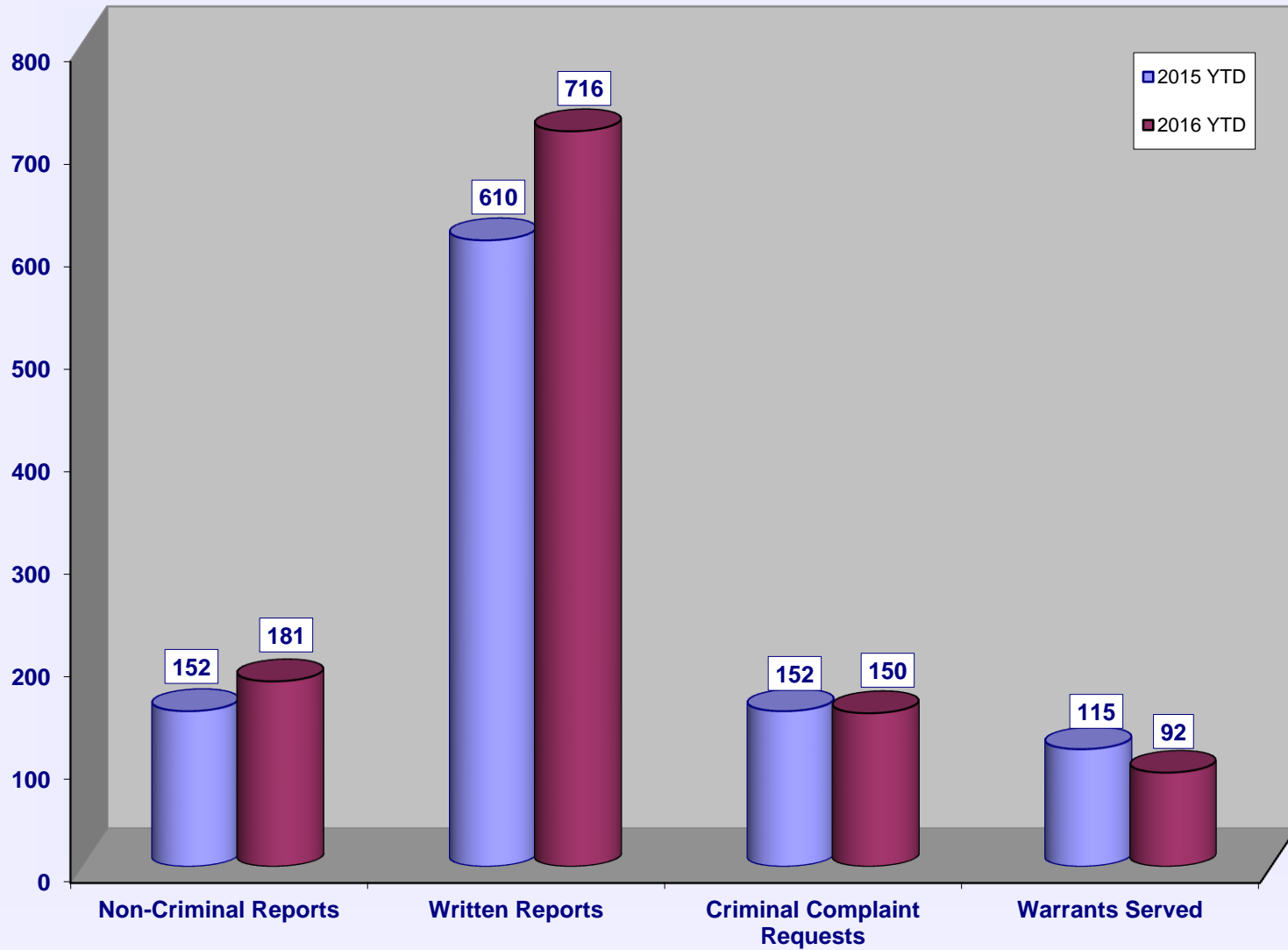
# VEHICLE THEFTS



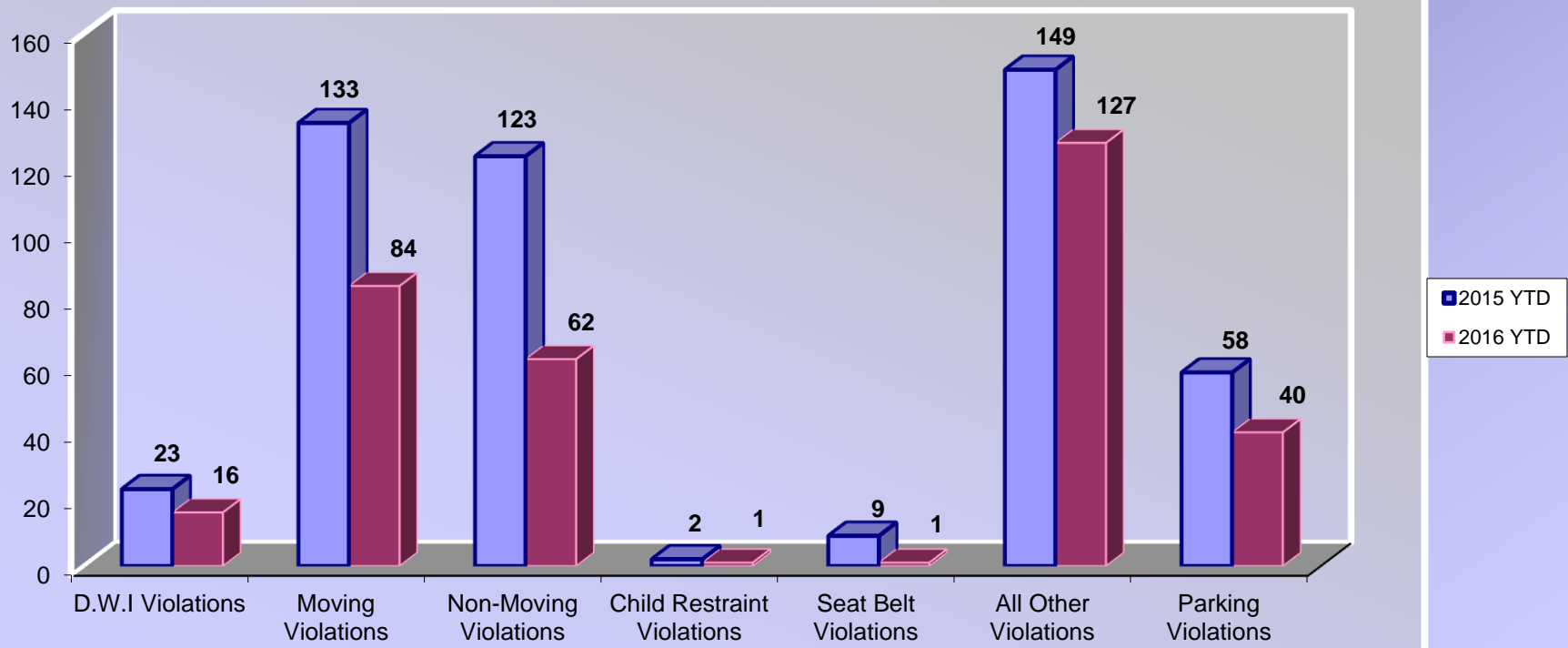
### BURGLARIES 2015 - 2016 Year to Date



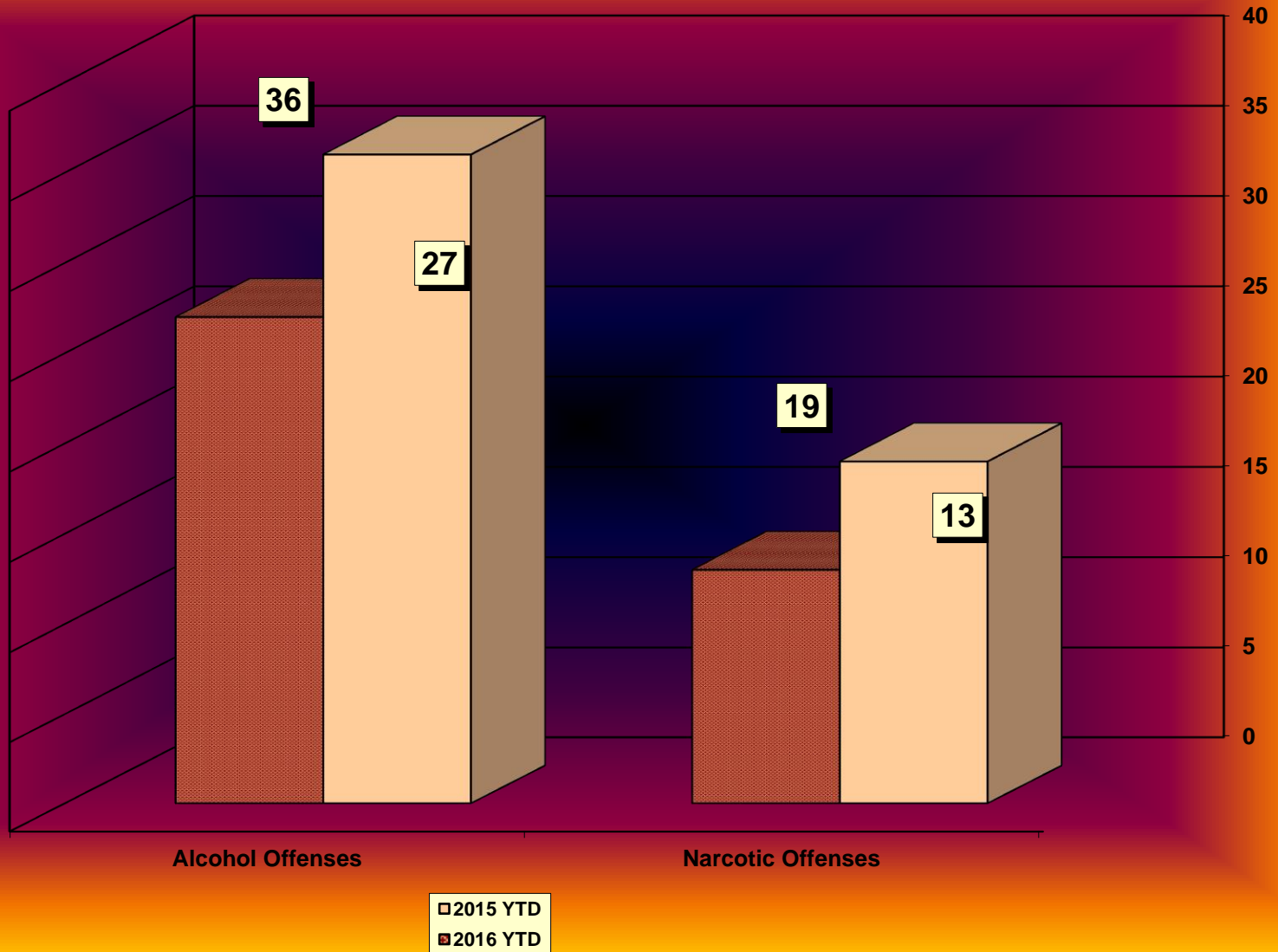
### SERVICE & NON-SERVICE REQUESTS 2015 - 2016



# TRAFFIC CITATIONS



# NARCOTIC / ALCOHOL OFFENSES 2015 - 2016





# Department Actions

