

MANTECA POLICE DEPARTMENT
MONTHLY CRIME STATISTICS REPORT
FEBRUARY 2016

Part One Crime Offenses	Current Month	This Month Last Year	% Change Month/Month 2016- 2015	2016 Cleared Offenses YTD	2016 Clearance RATE YTD	2016 Offenses YTD	2015 Offenses YTD	% Change YTD/YTD 2016 - 2015	2015 Cleared Offenses YTD	2015 Clearance RATE YTD
Homicide	1	0	N.C.	0	0%	1	1	0.00%	0	0%
Rape/Unlawful Interc	2	3	-33.33%	0	0%	2	4	-50.00%	0	0%
Robbery	7	1	600.00%	10	43%	23	9	155.56%	4	44%
Aggravated Assault	6	4	50.00%	4	31%	13	9	44.44%	4	44%
Commercial Burglary	21	11	90.91%	2	7%	30	33	-9.09%	1	3%
Residential Burglary	14	16	-12.50%	2	5%	40	42	-4.76%	5	12%
Other Burglary	1	5	-80.00%	0	0%	4	9	-55.56%	0	0%
Auto Burglary	38	31	22.58%	2	2%	107	64	67.19%	1	2%
Grand Theft	14	15	-6.67%	4	12%	33	34	-2.94%	2	6%
Vehicle Theft	37	20	85.00%	9	11%	79	45	75.56%	6	13%
Arson	0	4	-100.00%	0	0%	2	6	-66.67%	0	0%
All Other Felonies	31	28	10.71%	39	57%	68	65	4.62%	48	74%
Total Felonies	172	138	24.64%	72	18%	402	321	25.23%	71	22%
Total Burglaries	74	63	17.46%	6	3%	181	148	22.30%	7	5%
Misdemeanor Offenses	Current Month	This Month Last Year	% Change Month/Month 2016 - 2015	2016 Cleared Offenses YTD	2016 Clearance RATE YTD	2016 Offenses YTD	2015 Offenses YTD	% Change YTD/YTD 2016 - 2015	2015 Cleared Offenses YTD	2015 Clearance RATE YTD
Misdemeanor Thefts	137	80	71.25%	74	28%	268	174	54.02%	48	28%
All Other Misdemeanors	203	166	22.29%	241	64%	376	347	8.36%	254	73%
Total Misdemeanors	340	246	38.21%	315	49%	644	521	23.61%	302	58%
Miscellaneous Offenses	Current Month	This Month Last Year	% Change Month/Month 2016 - 2015	2016 Cleared Offenses YTD	2016 Clearance RATE YTD	2016 Offenses YTD	2015 Offenses YTD	% Change YTD/YTD 2016 - 2015	2015 Cleared Offenses YTD	2015 Clearance RATE YTD
Total Narcotic Offenses	15	18	-16.67%	26	93%	28	37	-24.32%	37	100%
Total Alcohol Offenses	33	29	13.79%	59	98%	60	65	-7.69%	65	100%
Total Domestic Violence	30	27	11.11%	49	94%	52	50	4.00%	46	92%
Total Fraud/Forgery	46	32	43.75%	15	17%	90	66	36.36%	12	18%
Total Vehicle Abatements	1	1	0.00%	3	100%	3	1	200.00%	2	200%
	125	107	16.82%	152	65%	233	219	6.39%	162	74%
*N.C. - not calculable	*N/C - no change									
Chief _____										

MANTECA POLICE DEPARTMENT
MONTHLY CRIME STATISTICS REPORT
FEBRUARY 2016

Non-Criminal Reports & Services	Current Month	2016 YTD	2015 YTD	% Change YTD/YTD 2016 - 2015
Non-Criminal Reports	182	363	310	17.10%
Service Requests	3182	6248	5496	13.68%
Written Reports	695	1411	1131	24.76%
Criminal Complaint Requests	185	335	275	21.82%
Warrants Served	93	185	198	-6.57%

Property Value	Current Month	2016 YTD	2015 YTD	% Change YTD/YTD 2016 - 2015
Property Stolen	\$363,182.00	\$1,018,330.00	\$815,178.00	24.92%
Property Recovered	\$155,146.00	\$363,264.00	\$397,270.00	-8.56%
% Property Value Recovered	42.72%	35.67%	48.73%	-26.80%

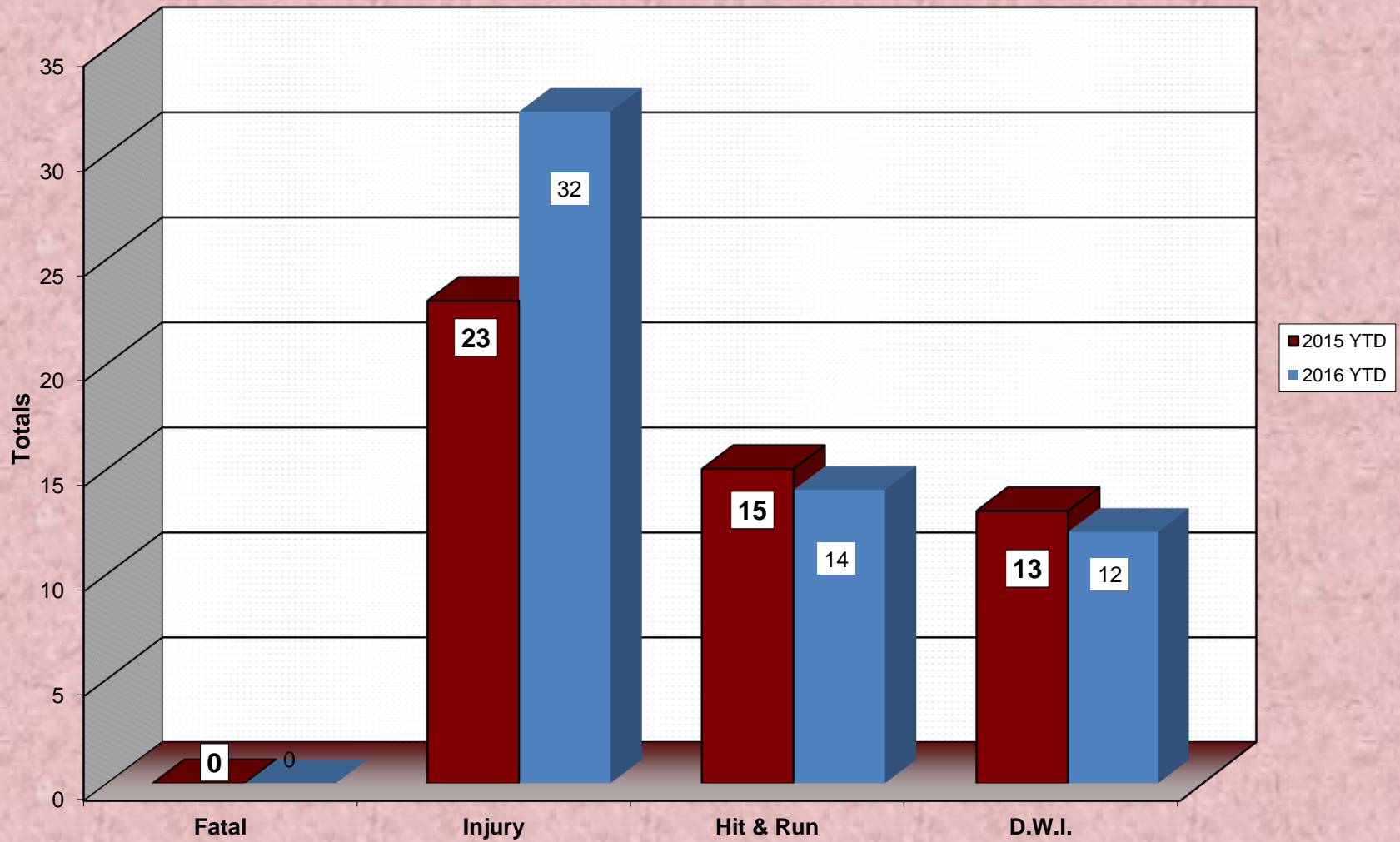
Accidents	Current Month	2016 YTD	2015 YTD	% Change YTD/YTD 2016 - 2015
Total Accidents	75	142	130	9.23%
Property Damage Only	62	110	106	3.77%
Fatal	0	0	0	N/C
Injury	13	32	23	39.13%
Hit & Run	8	14	15	-6.67%
D.W.I.	3	12	13	-7.69%

Arrests	Current Month	2016 YTD	2015 YTD	% Change YTD/YTD 2016 - 2015
Adult Arrests	184	370	339	9.14%
Juvenile Arrests	8	16	20	-20.00%
Total Arrests	192	386	359	7.52%

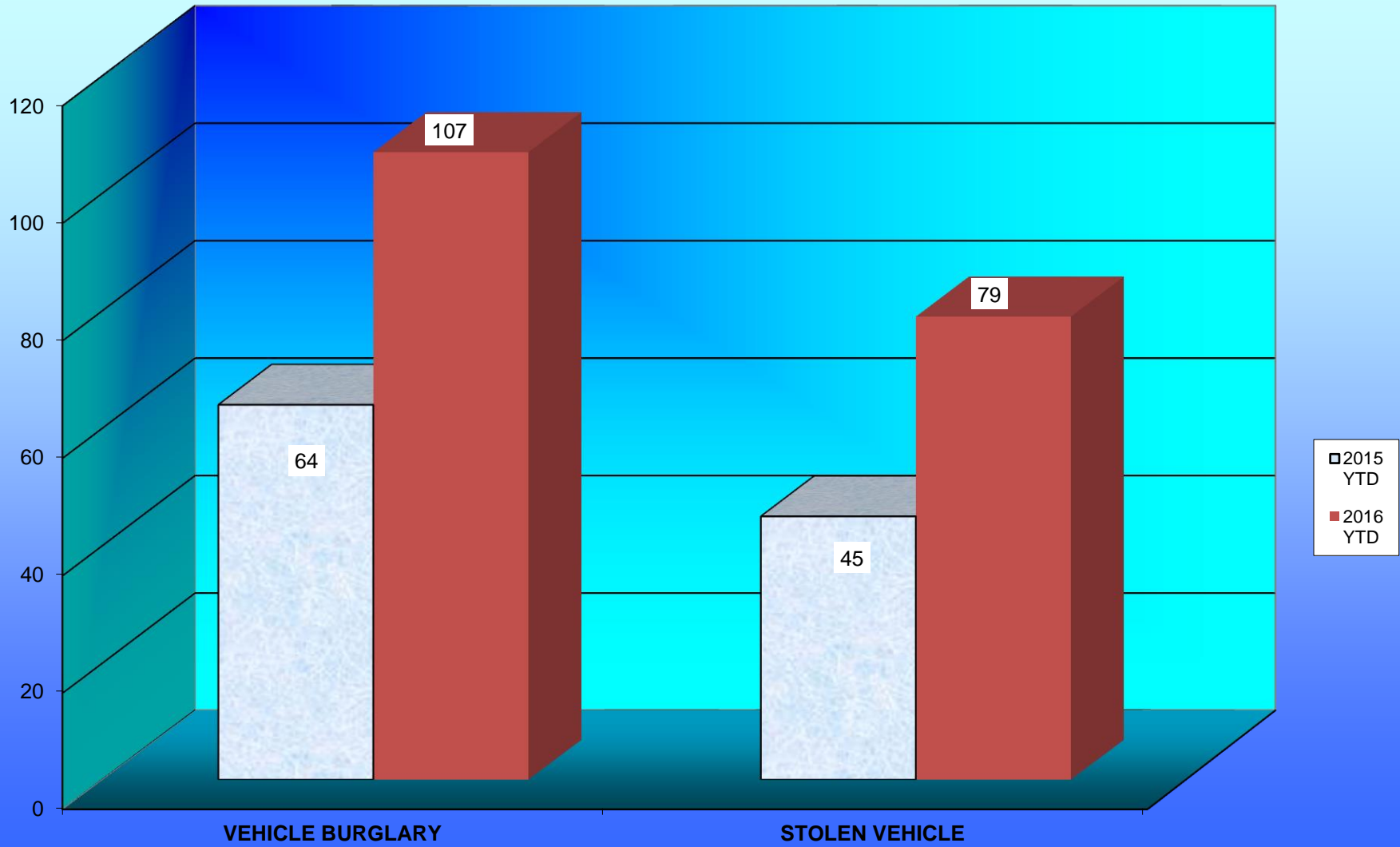
Citations	Current Month	2016 YTD	2015 YTD	% Change YTD/YTD 2016 - 2015
Total Citation Violations	329	633	872	-27.41%
D.W.I Violations	16	32	38	-15.79%
Moving Violations	102	186	303	-38.61%
Non-Moving Violations	61	123	193	-36.27%
Child Restraint Violations	0	1	2	-50.00%
Seat Belt Violations	8	9	20	-55.00%
All Other Violations	132	259	300	-13.67%
Parking Violations	37	77	114	-32.46%

Department Actions	Current Month	2016 YTD	2015 YTD	% Change YTD/YTD 2016 - 2015
Pursuits	2	5	7	-28.57%
Use of Force	2	7	2	250.00%

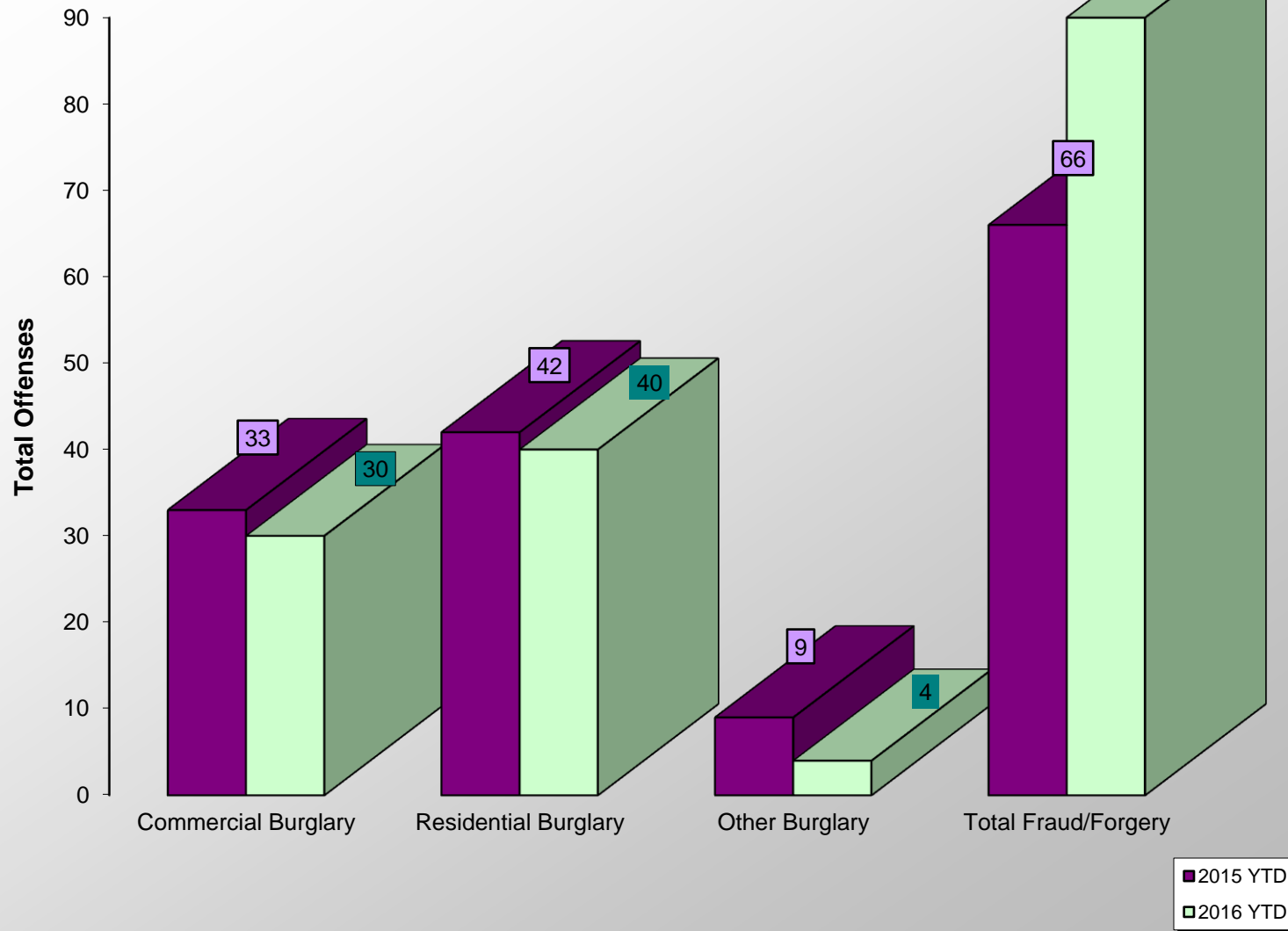
ACCIDENT COMPARISON 2015 - 2016 Year to Date



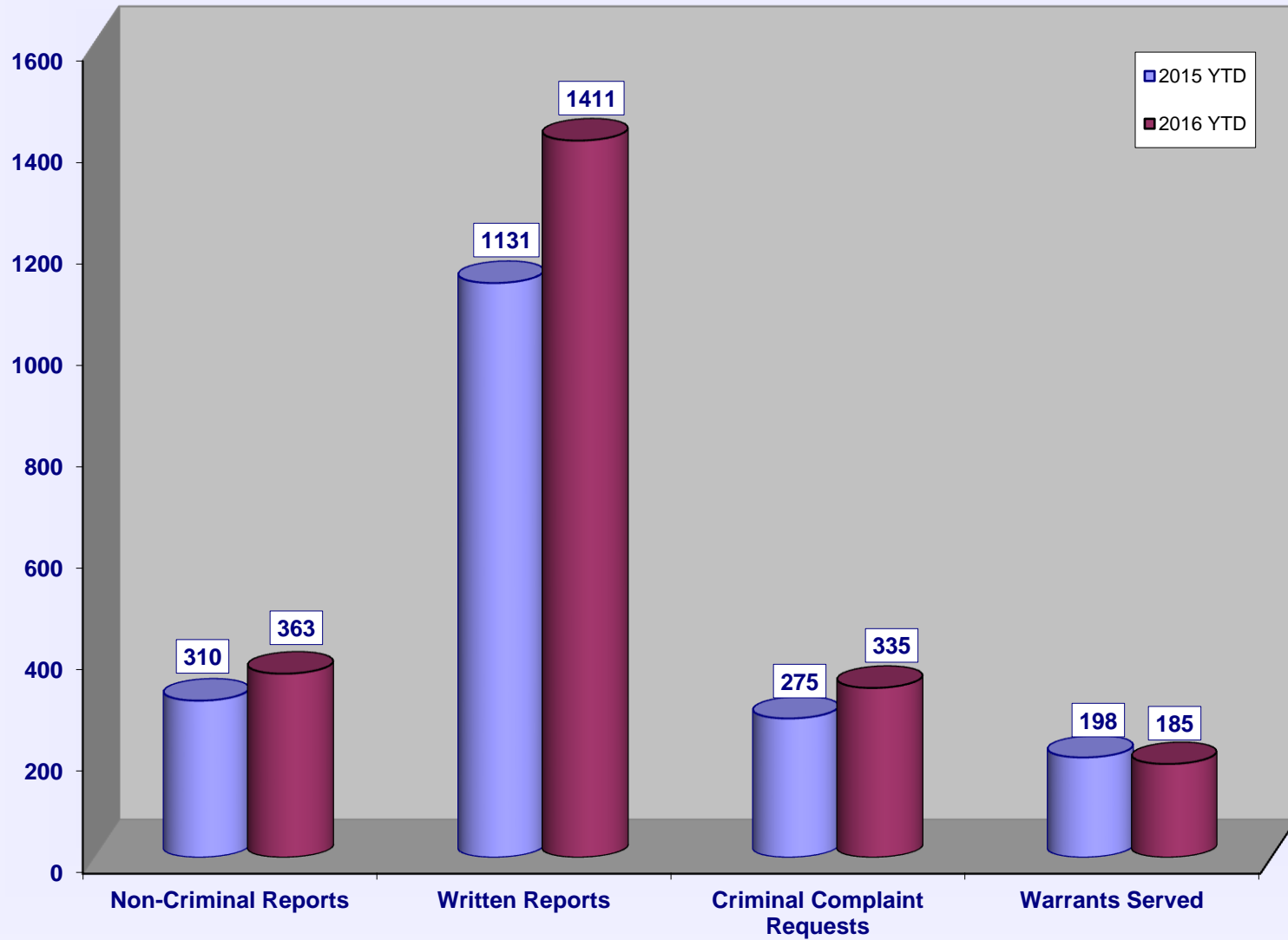
VEHICLE THEFTS



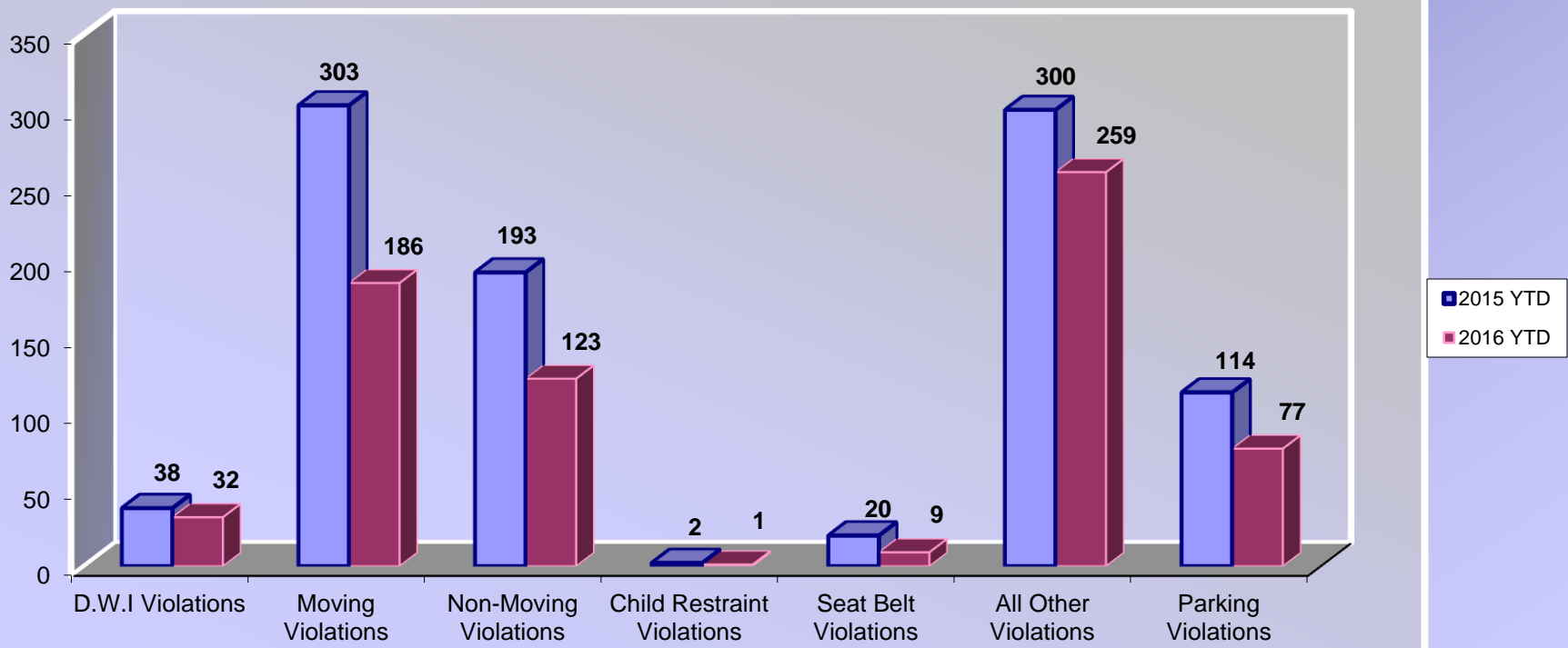
BURGLARIES 2015 - 2016 Year to Date



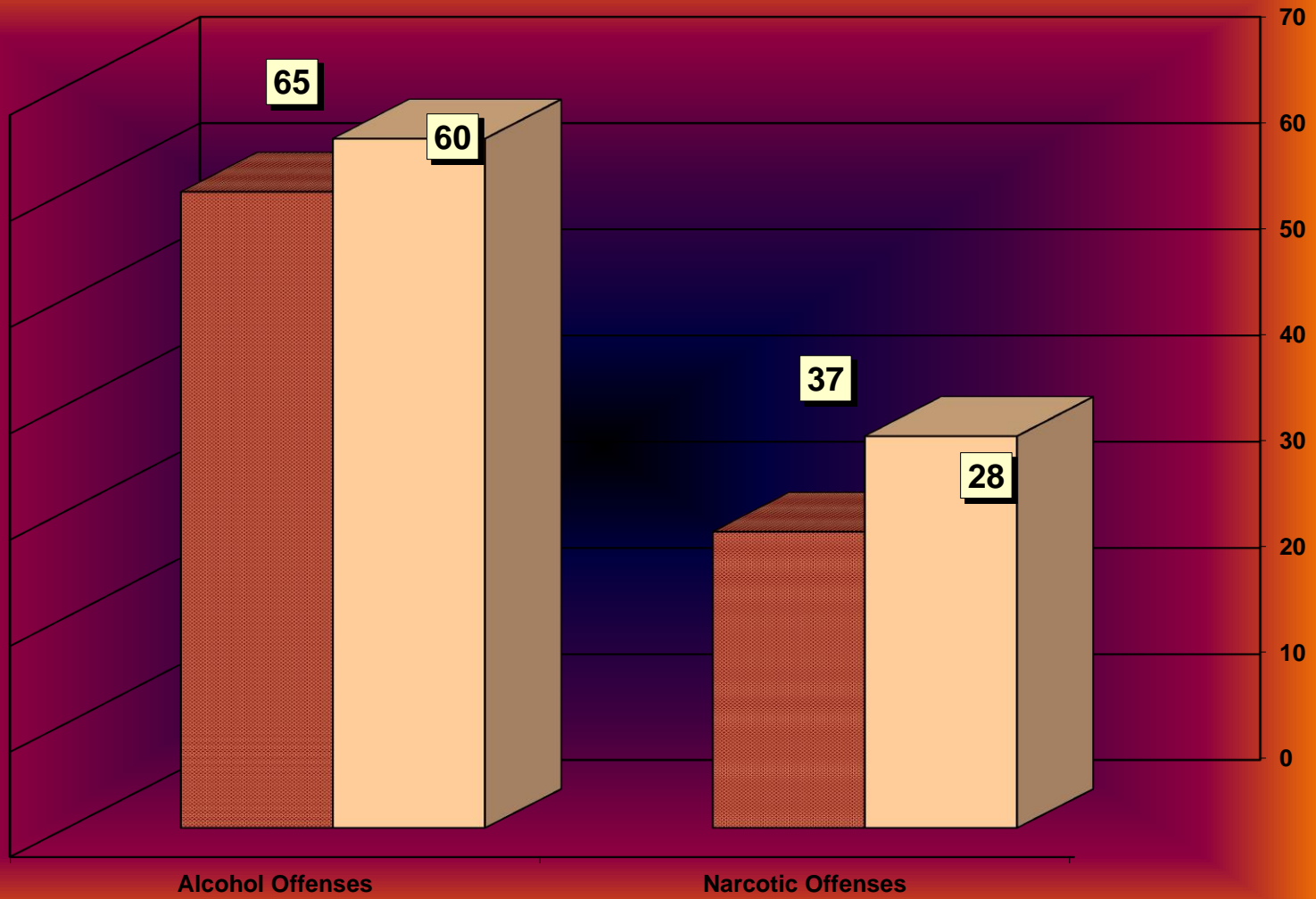
SERVICE & NON-SERVICE REQUESTS 2015 - 2016



TRAFFIC CITATIONS



NARCOTIC / ALCOHOL OFFENSES 2015 - 2016



□ 2015 YTD
■ 2016 YTD

Department Actions

