

MANTECA POLICE DEPARTMENT
MONTHLY CRIME STATISTICS REPORT
MARCH 2016

Part One Crime Offenses	Current Month	This Month Last Year	% Change Month/Month 2016- 2015	2016 Cleared Offenses YTD	2016 Clearance RATE YTD	2016 Offenses YTD	2015 Offenses YTD	% Change YTD/YTD 2016 - 2015	2015 Cleared Offenses YTD	2015 Clearance RATE YTD
Homicide	0	0	N/C	0	0%	1	1	0.00%	0	0%
Rape/Unlawful Interc	5	2	150.00%	2	29%	7	6	16.67%	0	0%
Robbery	7	11	-36.36%	13	43%	30	20	50.00%	6	30%
Aggravated Assault	3	8	-62.50%	9	56%	16	17	-5.88%	9	53%
Commercial Burglary	12	21	-42.86%	3	7%	42	54	-22.22%	4	7%
Residential Burglary	18	12	50.00%	2	3%	58	54	7.41%	7	13%
Other Burglary	6	2	200.00%	0	0%	10	11	-9.09%	0	0%
Auto Burglary	59	18	227.78%	3	2%	166	82	102.44%	1	1%
Grand Theft	9	16	-43.75%	6	14%	42	50	-16.00%	3	6%
Vehicle Theft	30	29	3.45%	11	10%	109	74	47.30%	12	16%
Arson	1	2	-50.00%	0	0%	3	8	-62.50%	0	0%
All Other Felonies	32	37	-13.51%	58	58%	100	102	-1.96%	73	72%
Total Felonies	182	158	15.19%	107	18%	584	479	21.92%	115	24%
Total Burglaries	95	53	79.25%	8	3%	276	201	37.31%	12	6%
Misdemeanor Offenses	Current Month	This Month Last Year	% Change Month/Month 2016 - 2015	2016 Cleared Offenses YTD	2016 Clearance RATE YTD	2016 Offenses YTD	2015 Offenses YTD	% Change YTD/YTD 2016 - 2015	2015 Cleared Offenses YTD	2015 Clearance RATE YTD
Misdemeanor Thefts	95	92	3.26%	100	28%	363	266	36.47%	68	26%
All Other Misdemeanors	166	170	-2.35%	340	63%	542	517	4.84%	385	74%
Total Misdemeanors	261	262	-0.38%	440	49%	905	783	15.58%	453	58%
Miscellaneous Offenses	Current Month	This Month Last Year	% Change Month/Month 2016 - 2015	2016 Cleared Offenses YTD	2016 Clearance RATE YTD	2016 Offenses YTD	2015 Offenses YTD	% Change YTD/YTD 2016 - 2015	2015 Cleared Offenses YTD	2015 Clearance RATE YTD
Total Narcotic Offenses	19	18	5.56%	46	98%	47	55	-14.55%	54	98%
Total Alcohol Offenses	16	28	-42.86%	75	99%	76	93	-18.28%	93	100%
Total Domestic Violence	30	30	0.00%	61	74%	82	80	2.50%	86	108%
Total Fraud/Forgery	40	33	21.21%	19	15%	130	99	31.31%	17	17%
Total Vehicle Abatements	1	1	0.00%	5	125%	4	2	100.00%	4	200%
	106	110	-3.64%	206	61%	339	329	3.04%	254	77%
*N.C. - not calculable	*N/C - no change									
Chief _____										
						0				

MANTECA POLICE DEPARTMENT
MONTHLY CRIME STATISTICS REPORT
MARCH 2016

Non-Criminal Reports & Services	Current Month	2016 YTD	2015 YTD	% Change YTD/YTD 2016 - 2015
Non-Criminal Reports	174	537	475	13.05%
Service Requests	3152	9400	8587	9.47%
Written Reports	617	2028	1716	18.18%
Criminal Complaint Requests	170	505	428	17.99%
Warrants Served	117	302	301	0.33%

Property Value	Current Month	2016 YTD	2015 YTD	% Change YTD/YTD 2016 - 2015
Property Stolen	\$361,012.00	\$1,379,342.00	\$1,239,115.00	11.32%
Property Recovered	\$239,028.00	\$602,292.00	\$690,380.00	-12.76%
% Property Value Recovered	66.21%	43.67%	55.72%	-21.63%

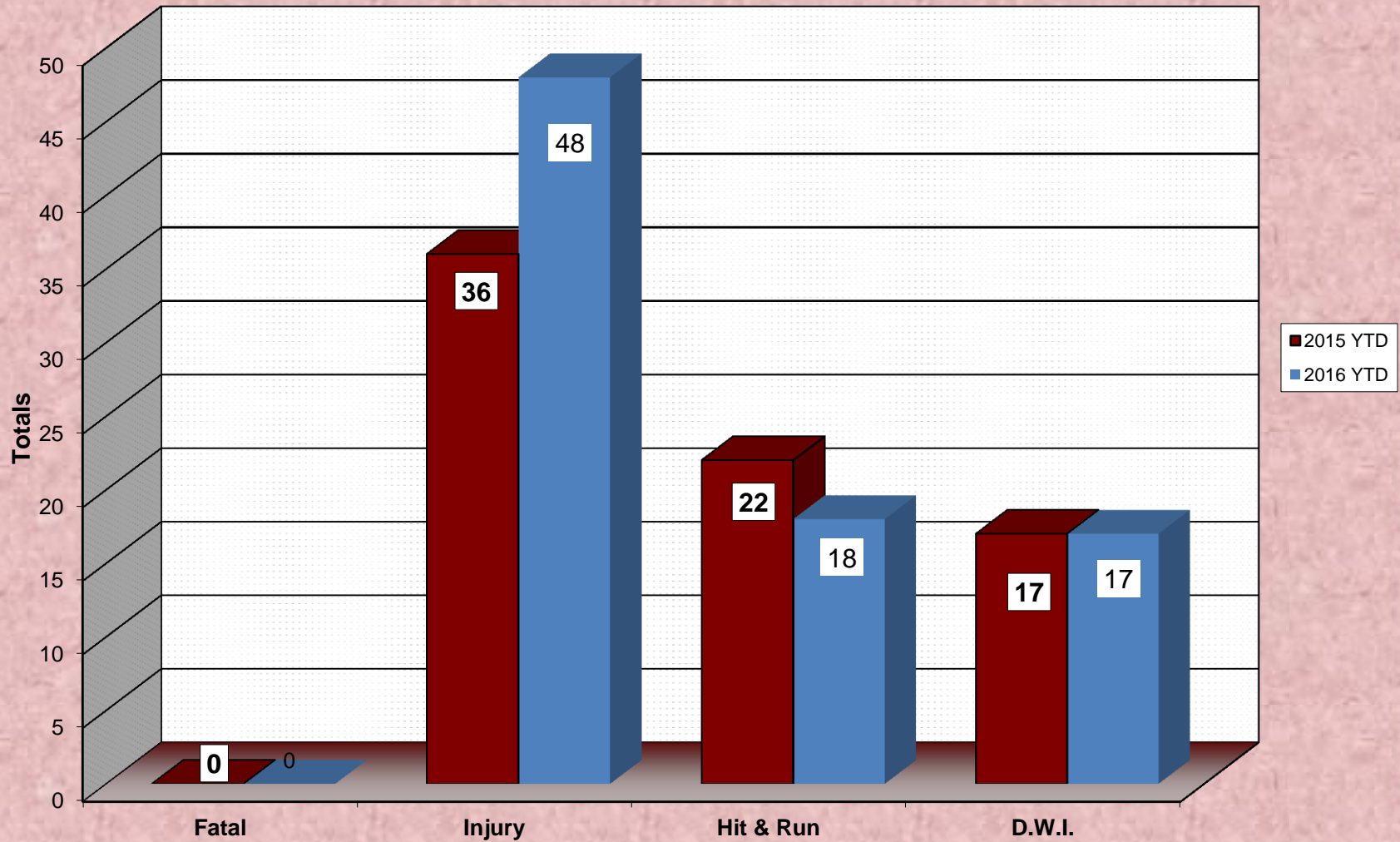
Accidents	Current Month	2016 YTD	2015 YTD	% Change YTD/YTD 2016 - 2015
Total Accidents	88	230	2201	-89.55%
Property Damage Only	72	182	164	10.98%
Fatal	0	0	0	#DIV/0!
Injury	16	48	36	33.33%
Hit & Run	4	18	22	-18.18%
D.W.I.	5	17	17	0.00%

Arrests	Current Month	2016 YTD	2015 YTD	% Change YTD/YTD 2016 - 2015
Adult Arrests	167	537	519	3.47%
Juvenile Arrests	7	23	29	-20.69%
Total Arrests	174	560	548	2.19%

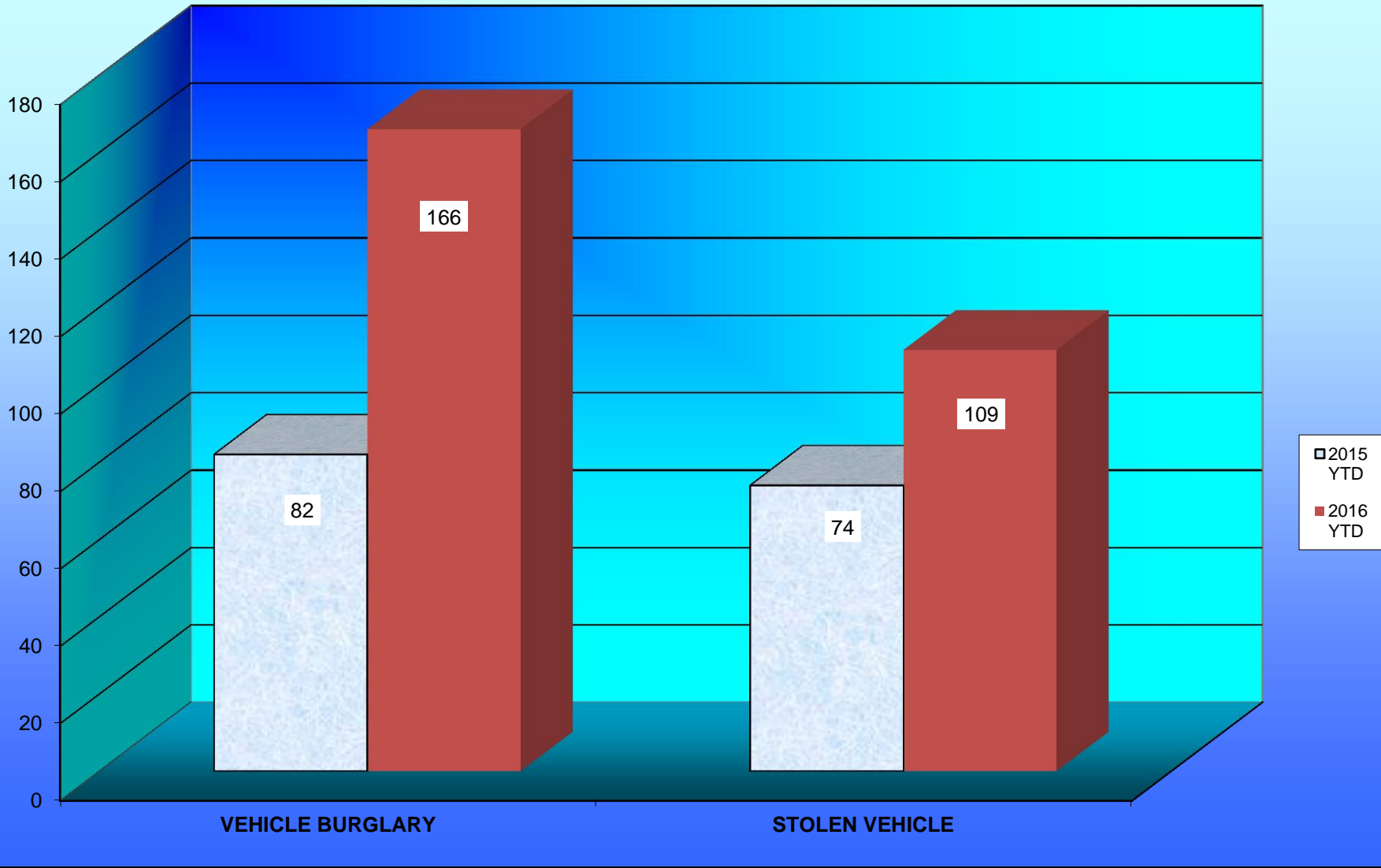
Citations	Current Month	2016 YTD	2015 YTD	% Change YTD/YTD 2016 - 2015
Total Citation Violations	306	938	1,232	-23.86%
D.W.I Violations	12	44	45	-2.22%
Moving Violations	84	270	443	-39.05%
Non-Moving Violations	55	178	229	-22.27%
Child Restraint Violations	0	1	4	-75.00%
Seat Belt Violations	8	17	33	-48.48%
All Other Violations	145	404	470	-14.04%
Parking Violations	109	186	152	22.37%

Department Actions	Current Month	2016 YTD	2015 YTD	% Change YTD/YTD 2016 - 2015
Pursuits	1	6	9	-33.33%
Use of Force	0	7	6	16.67%

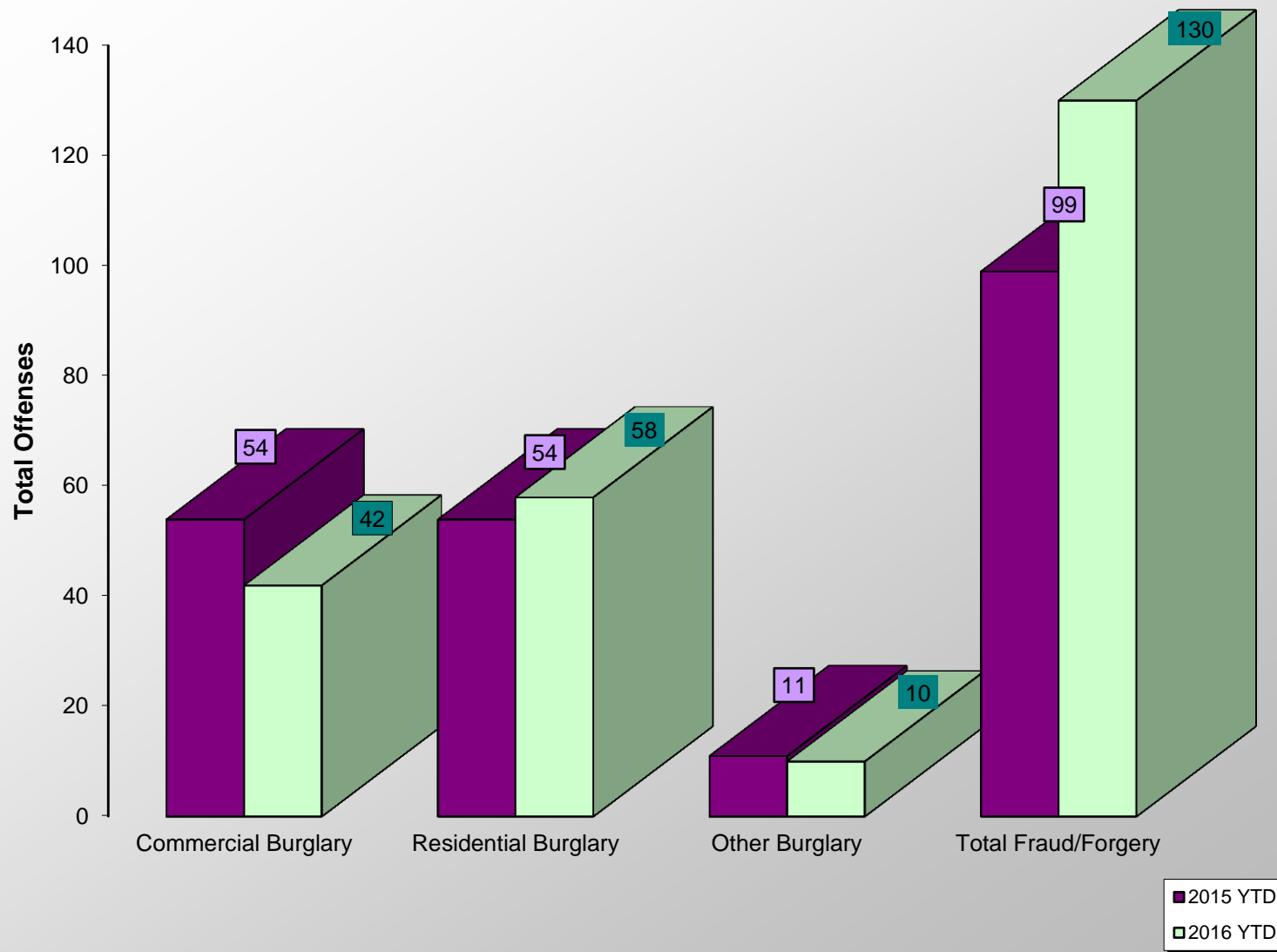
ACCIDENT COMPARISON 2015 - 2016 Year to Date



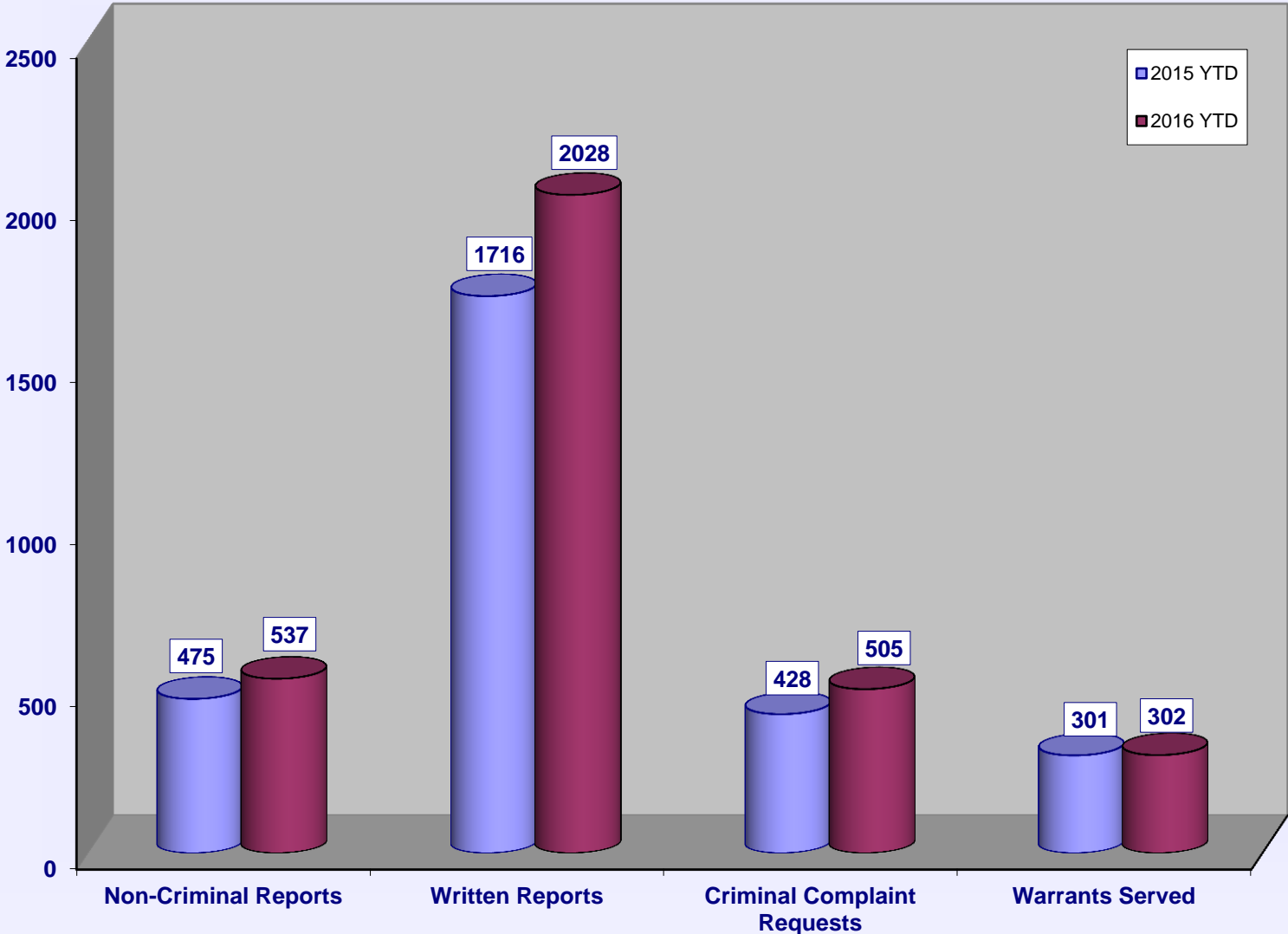
VEHICLE THEFTS



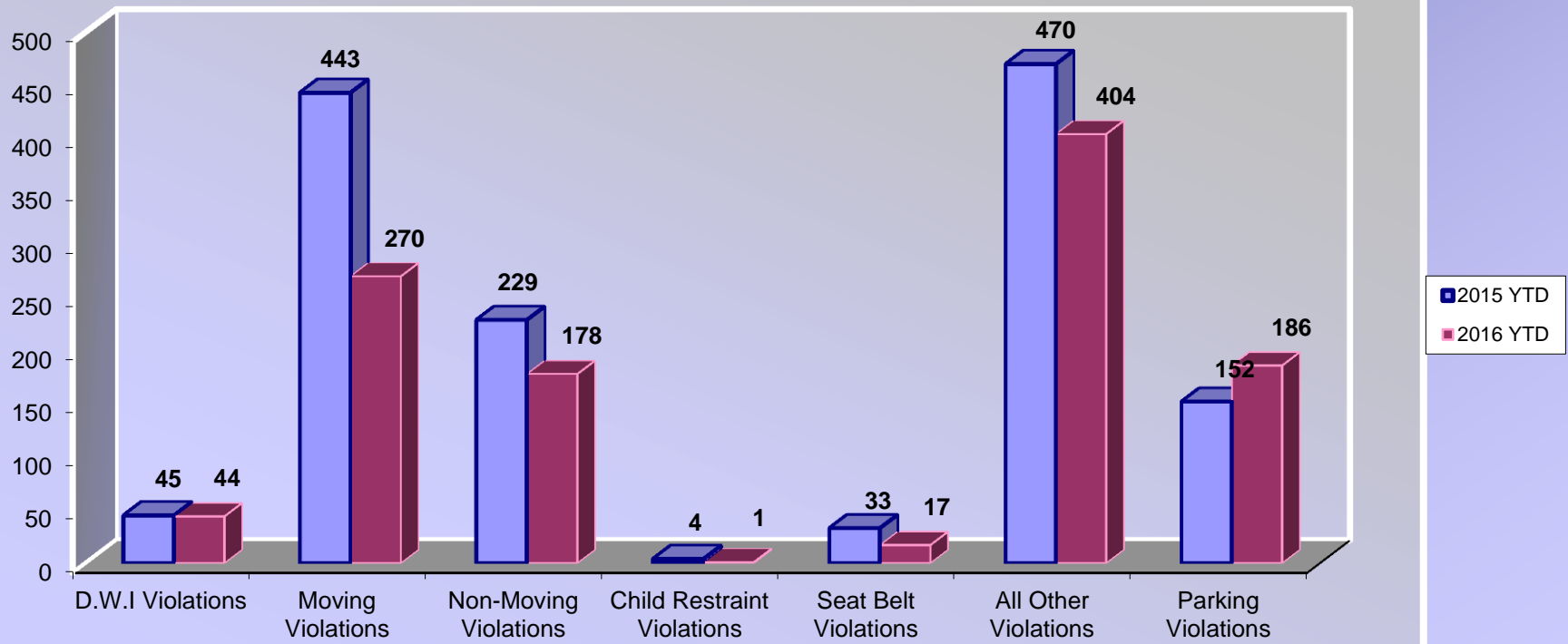
BURGLARIES 2015 - 2016 Year to Date



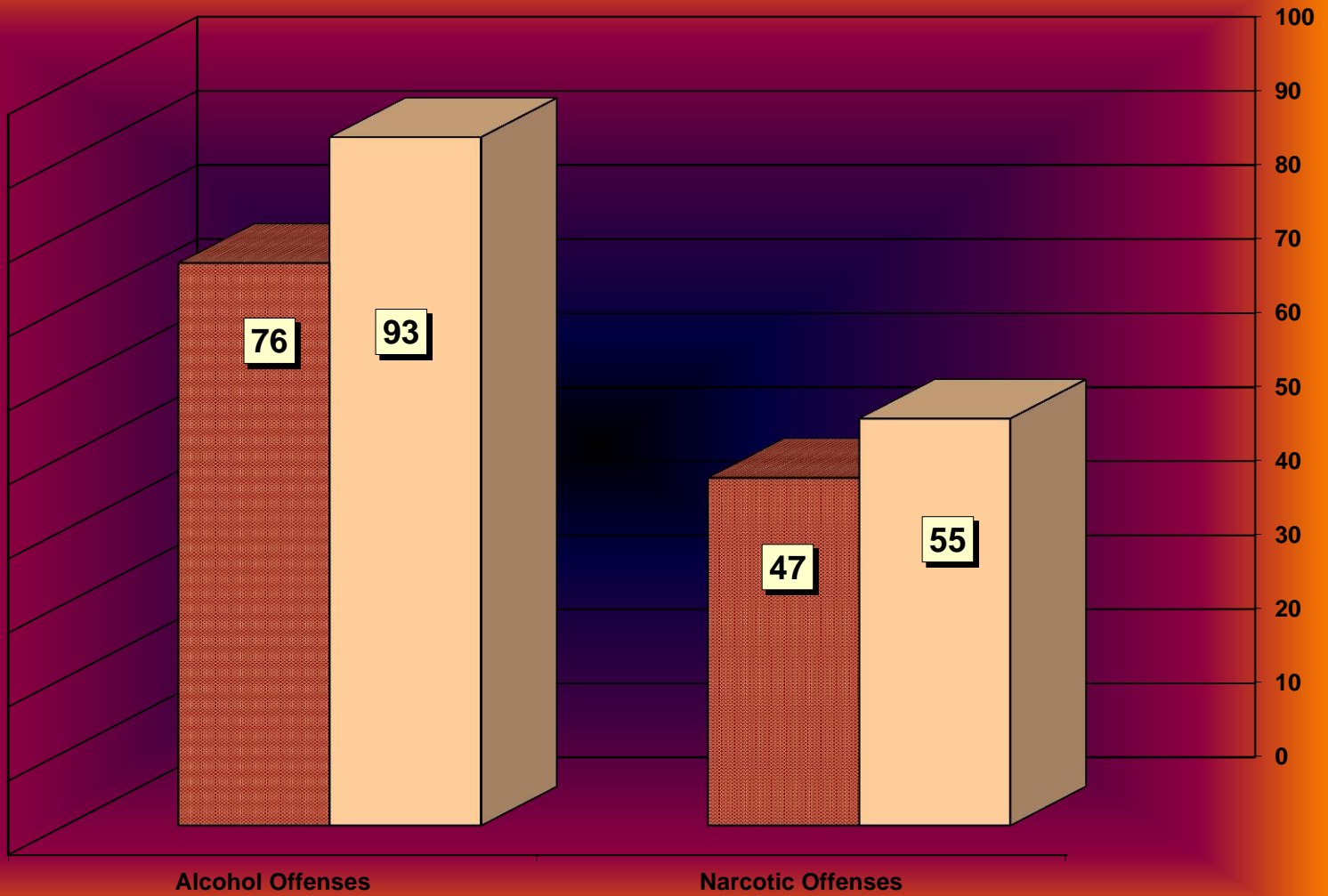
SERVICE & NON-SERVICE REQUESTS 2015 - 2016



TRAFFIC CITATIONS



NARCOTIC / ALCOHOL OFFENSES 2015 - 2016



□ 2015 YTD
■ 2016 YTD

Department Actions

