

MANTECA POLICE DEPARTMENT
MONTHLY CRIME STATISTICS REPORT
MAY 2016

Part One Crime Offenses	Current Month	This Month Last Year	% Change Month/Month 2016- 2015	2016 Cleared Offenses YTD	2016 Clearance RATE YTD	2016 Offenses YTD	2015 Offenses YTD	% Change YTD/YTD 2016 - 2015	2015 Cleared Offenses YTD	2015 Clearance RATE YTD
Homicide	0	0	N/C	0	0%	1	1	0.00%	0	0%
Rape/Unlawful Interc	5	3	66.67%	4	27%	15	10	50.00%	3	30%
Robbery	6	2	200.00%	20	48%	42	26	61.54%	9	35%
Aggravated Assault	7	7	0.00%	16	50%	32	30	6.67%	16	53%
Commercial Burglary	7	6	16.67%	7	13%	56	64	-12.50%	5	8%
Residential Burglary	10	26	-61.54%	9	11%	85	93	-8.60%	7	8%
Other Burglary	4	1	300.00%	0	0%	21	16	31.25%	0	0%
Auto Burglary	62	23	169.57%	7	3%	277	134	106.72%	1	1%
Grand Theft	13	11	18.18%	8	12%	65	74	-12.16%	4	5%
Vehicle Theft	21	20	5.00%	15	10%	152	117	29.91%	16	14%
Arson	1	0	N.C.	2	25%	8	11	-27.27%	0	0%
All Other Felonies	36	32	12.50%	104	61%	171	165	3.64%	125	76%
Total Felonies	172	131	31.30%	192	21%	925	741	24.83%	186	25%
Total Burglaries	83	56	48.21%	23	5%	439	307	43.00%	13	4%
Misdemeanor Offenses	Current Month	This Month Last Year	% Change Month/Month 2016 - 2015	2016 Cleared Offenses YTD	2016 Clearance RATE YTD	2016 Offenses YTD	2015 Offenses YTD	% Change YTD/YTD 2016 - 2015	2015 Cleared Offenses YTD	2015 Clearance RATE YTD
Misdemeanor Thefts	105	73	43.84%	148	26%	577	418	38.04%	106	25%
All Other Misdemeanors	183	101	81.19%	612	68%	906	777	16.60%	588	76%
Total Misdemeanors	288	174	65.52%	760	51%	1483	1195	24.10%	694	58%
Miscellaneous Offenses	Current Month	This Month Last Year	% Change Month/Month 2016 - 2015	2016 Cleared Offenses YTD	2016 Clearance RATE YTD	2016 Offenses YTD	2015 Offenses YTD	% Change YTD/YTD 2016 - 2015	2015 Cleared Offenses YTD	2015 Clearance RATE YTD
Total Narcotic Offenses	16	15	6.67%	80	96%	83	87	-4.60%	84	97%
Total Alcohol Offenses	15	24	-37.50%	113	100%	113	143	-20.98%	142	99%
Total Domestic Violence	30	24	25.00%	121	87%	139	123	13.01%	133	108%
Total Fraud/Forgery	31	27	14.81%	30	15%	200	161	24.22%	23	14%
Total Vehicle Abatements	0	1	-100.00%	6	120%	5	5	0.00%	6	120%
	92	91	1.10%	350	65%	540	519	4.05%	388	75%
*N.C. - not calculable	*N/C - no change									
Chief _____										
						0				

MANTECA POLICE DEPARTMENT
MONTHLY CRIME STATISTICS REPORT
MAY 2016

Non-Criminal Reports & Services	Current Month	2016 YTD	2015 YTD	% Change YTD/YTD 2016 - 2015
Non-Criminal Reports	174	891	808	10.27%
Service Requests	3195	15889	14731	7.86%
Written Reports	634	3301	2767	19.30%
Criminal Complaint Requests	182	865	717	20.64%
Warrants Served	111	509	531	-4.14%

Property Value	Current Month	2016 YTD	2015 YTD	% Change YTD/YTD 2016 - 2015
Property Stolen	\$275,415.00	\$2,034,019.00	\$1,793,660.00	13.40%
Property Recovered	\$89,742.00	\$882,973.00	\$882,363.00	0.07%
% Property Value Recovered	32.58%	43.41%	49.19%	-11.76%

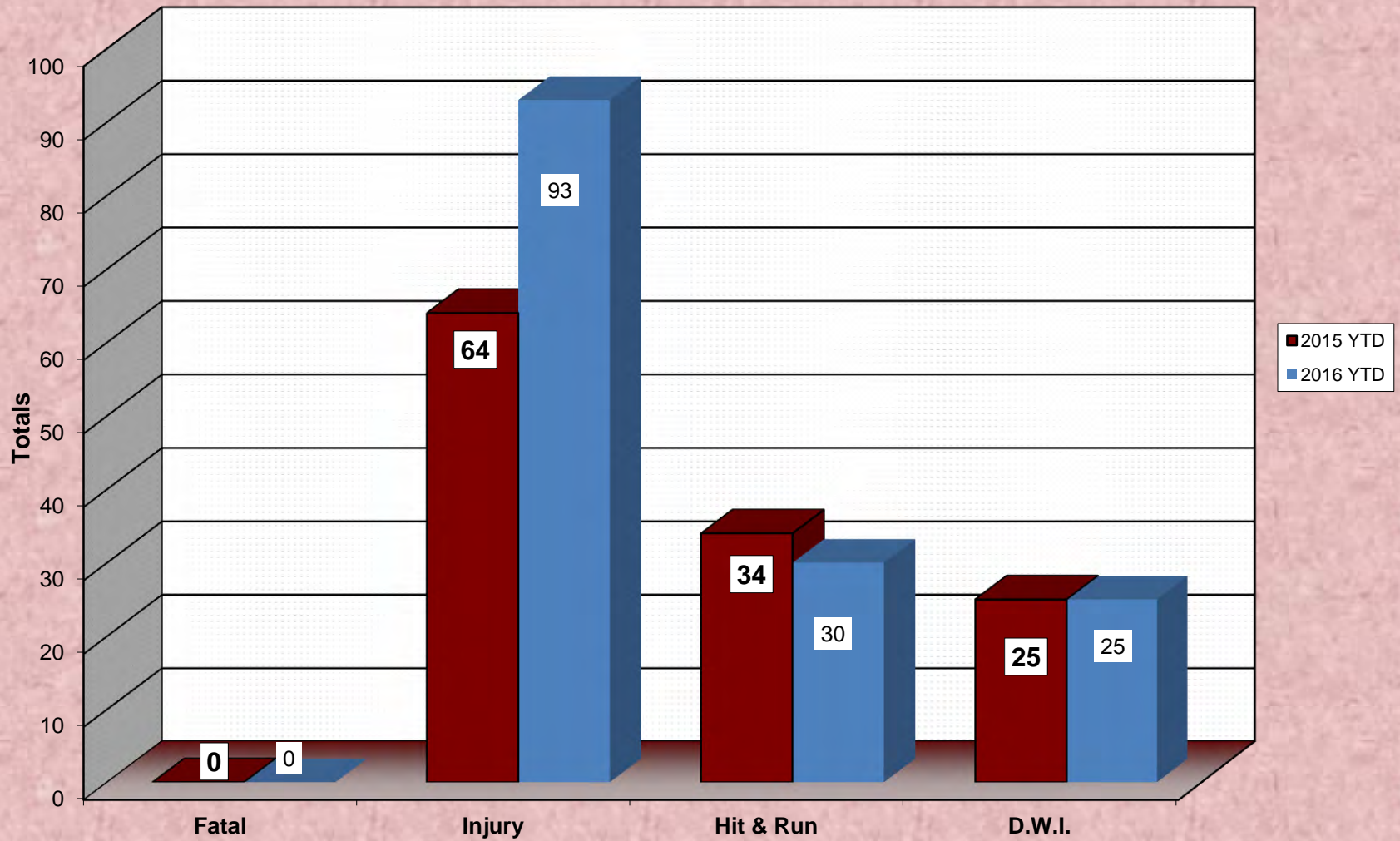
Accidents	Current Month	2016 YTD	2015 YTD	% Change YTD/YTD 2016 - 2015
Total Accidents	83	381	352	8.24%
Property Damage Only	59	298	287	3.83%
Fatal	0	0	0	N/C
Injury	24	93	64	45.31%
Hit & Run	3	30	34	-11.76%
D.W.I.	4	25	25	0.00%

Arrests	Current Month	2016 YTD	2015 YTD	% Change YTD/YTD 2016 - 2015
Adult Arrests	156	861	841	2.38%
Juvenile Arrests	6	35	47	-25.53%
Total Arrests	162	896	888	0.90%

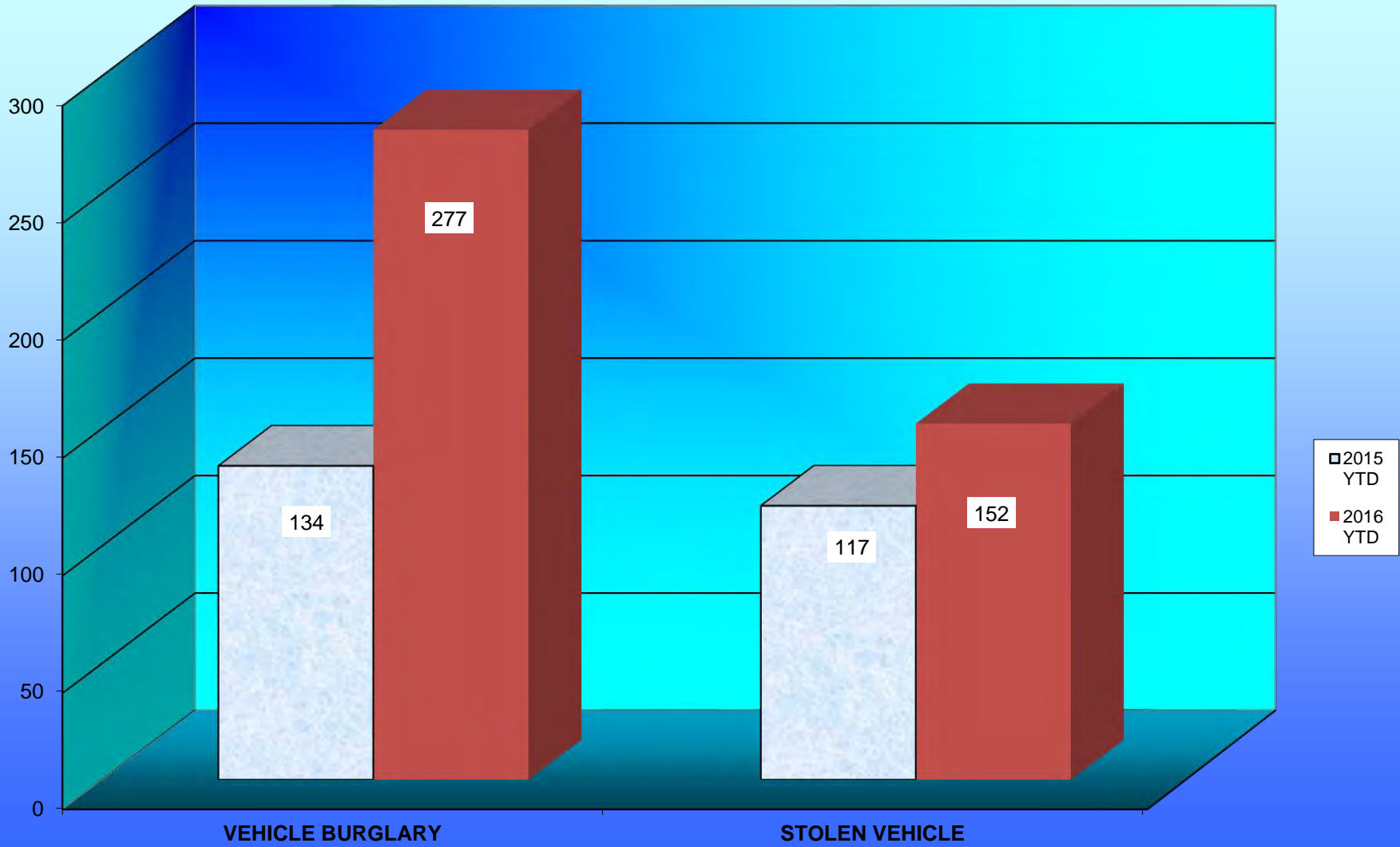
Citations	Current Month	2016 YTD	2015 YTD	% Change YTD/YTD 2016 - 2015
Total Citation Violations	396	1,719	2,145	-19.86%
D.W.I Violations	10	68	60	13.33%
Moving Violations	156	575	889	-35.32%
Non-Moving Violations	81	349	357	-2.24%
Child Restraint Violations	2	3	5	-40.00%
Seat Belt Violations	44	68	85	-20.00%
All Other Violations	142	665	781	-14.85%
Parking Violations	110	371	302	22.85%

Department Actions	Current Month	2016 YTD	2015 YTD	% Change YTD/YTD 2016 - 2015
Pursuits	4	10	13	-23.08%
Use of Force	1	10	8	25.00%

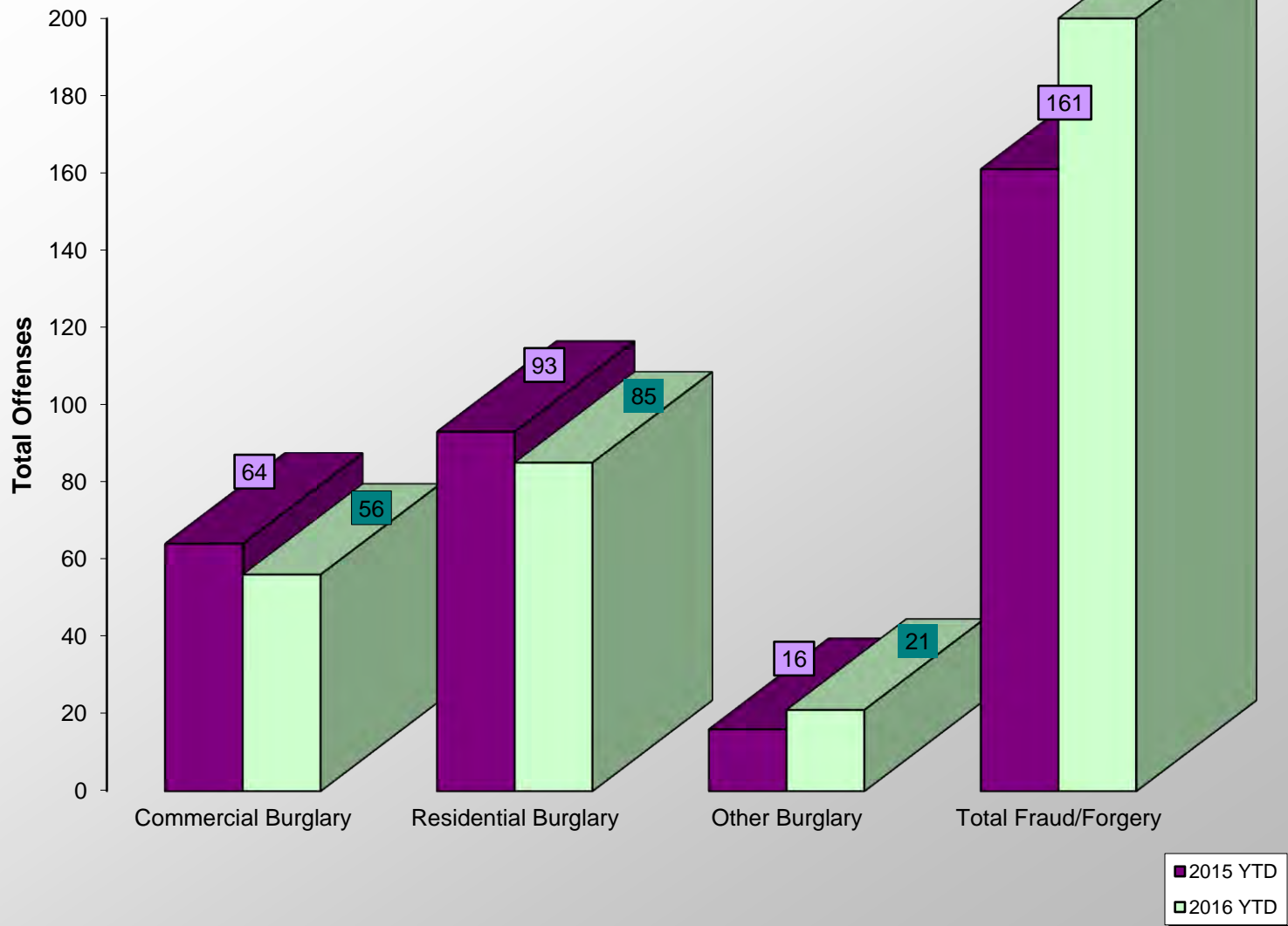
ACCIDENT COMPARISON 2015 - 2016 Year to Date



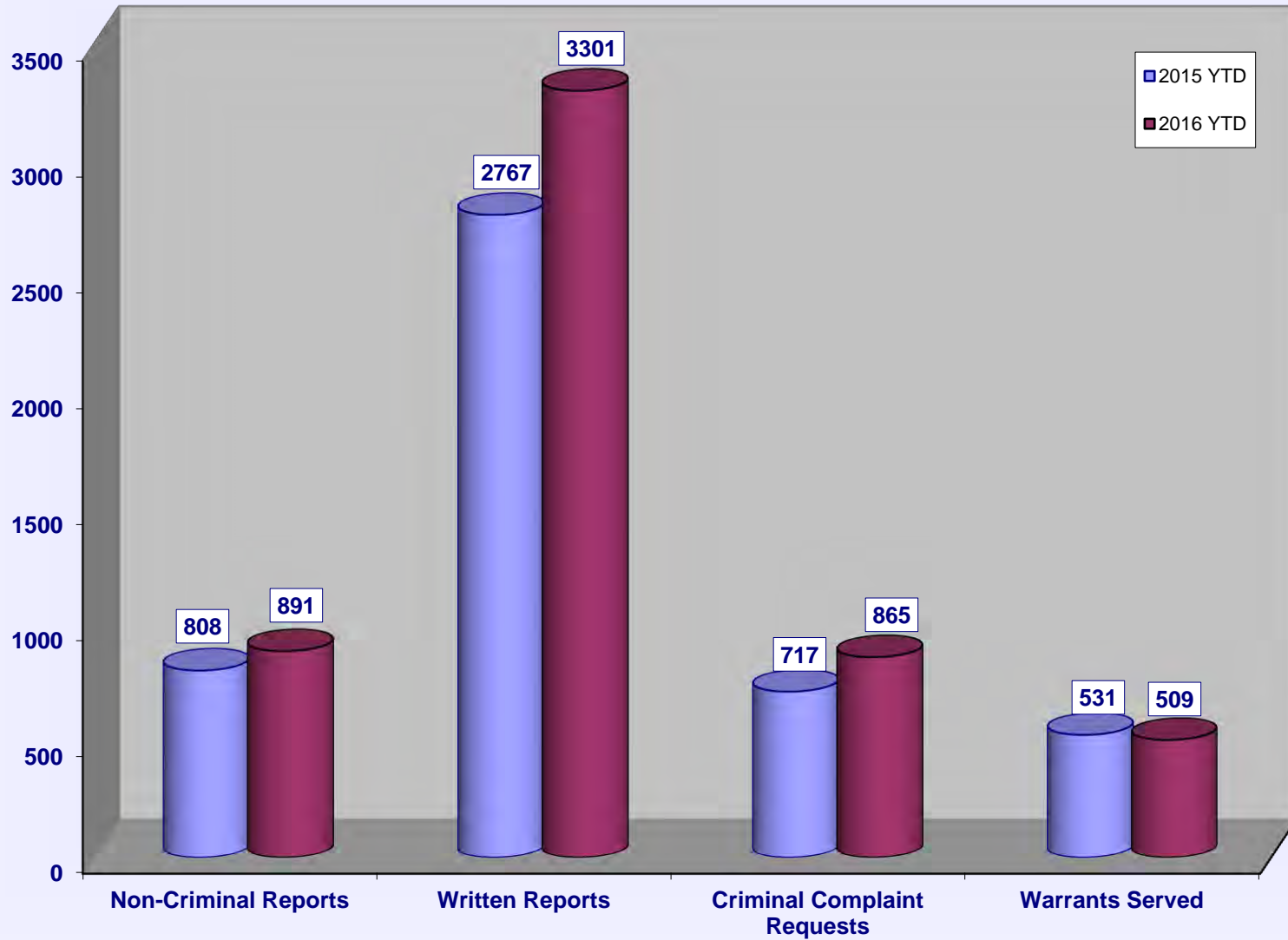
VEHICLE THEFTS



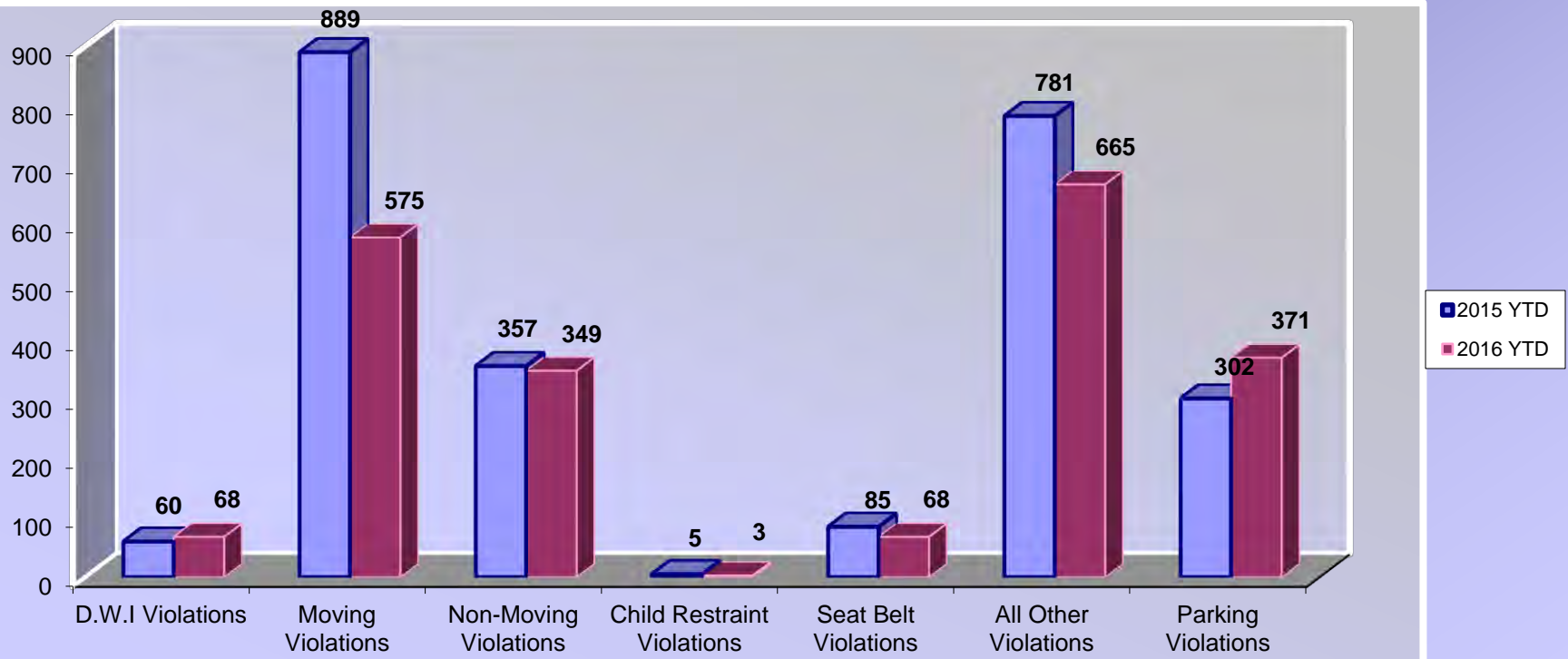
BURGLARIES 2015 - 2016 Year to Date



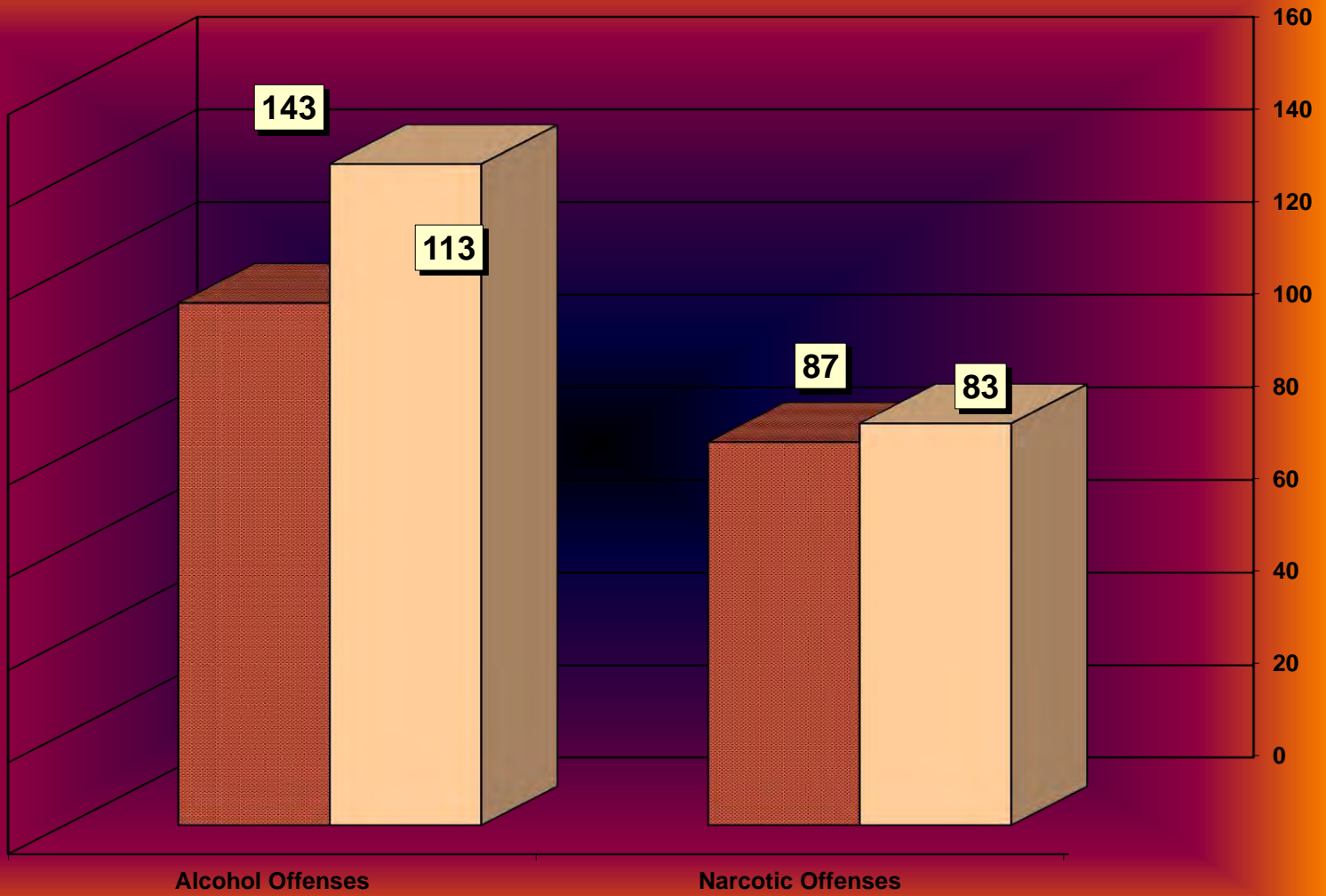
SERVICE & NON-SERVICE REQUESTS 2015 - 2016



TRAFFIC CITATIONS



NARCOTIC / ALCOHOL OFFENSES 2015 - 2016



□ 2015 YTD
■ 2016 YTD

Department Actions

