

MANTECA POLICE DEPARTMENT
MONTHLY CRIME STATISTICS REPORT
JUNE 2016

Part One Crime Offenses	Current Month	This Month Last Year	% Change Month/Month 2016- 2015	2016 Cleared Offenses YTD	2016 Clearance RATE YTD	2016 Offenses YTD	2015 Offenses YTD	% Change YTD/YTD 2016 - 2015	2015 Cleared Offenses YTD	2015 Clearance RATE YTD
Homicide	0	1	-100.00%	0	0%	1	2	-50.00%	0	0%
Rape/Unlawful Interc	5	1	400.00%	7	35%	20	11	81.82%	3	27%
Robbery	15	3	400.00%	24	42%	57	29	96.55%	9	31%
Aggravated Assault	9	4	125.00%	17	41%	41	34	20.59%	18	53%
Commercial Burglary	5	12	-58.33%	8	13%	61	76	-19.74%	5	7%
Residential Burglary	15	20	-25.00%	9	9%	100	113	-11.50%	7	6%
Other Burglary	5	3	66.67%	0	0%	26	19	36.84%	0	0%
Auto Burglary	33	29	13.79%	8	3%	310	163	90.18%	1	1%
Grand Theft	18	13	38.46%	9	11%	83	87	-4.60%	4	5%
Vehicle Theft	31	37	-16.22%	20	11%	183	154	18.83%	19	12%
Arson	1	2	-50.00%	2	22%	9	13	-30.77%	0	0%
All Other Felonies	31	47	-34.04%	120	59%	202	212	-4.72%	153	72%
Total Felonies	168	172	-2.33%	224	20%	1093	913	19.72%	219	24%
Total Burglaries	58	64	-9.38%	25	5%	497	371	33.96%	13	4%
Misdemeanor Offenses	Current Month	This Month Last Year	% Change Month/Month 2016 - 2015	2016 Cleared Offenses YTD	2016 Clearance RATE YTD	2016 Offenses YTD	2015 Offenses YTD	% Change YTD/YTD 2016 - 2015	2015 Cleared Offenses YTD	2015 Clearance RATE YTD
Misdemeanor Thefts	115	93	23.66%	169	24%	692	511	35.42%	130	25%
All Other Misdemeanors	156	159	-1.89%	696	66%	1062	936	13.46%	694	74%
Total Misdemeanors	271	252	7.54%	865	49%	1754	1447	21.22%	824	57%
Miscellaneous Offenses	Current Month	This Month Last Year	% Change Month/Month 2016 - 2015	2016 Cleared Offenses YTD	2016 Clearance RATE YTD	2016 Offenses YTD	2015 Offenses YTD	% Change YTD/YTD 2016 - 2015	2015 Cleared Offenses YTD	2015 Clearance RATE YTD
Total Narcotic Offenses	10	23	-56.52%	90	97%	93	110	-15.45%	107	97%
Total Alcohol Offenses	21	19	10.53%	134	100%	134	162	-17.28%	161	99%
Total Domestic Violence	30	26	15.38%	133	79%	169	149	13.42%	150	101%
Total Fraud/Forgery	30	39	-23.08%	30	13%	230	200	15.00%	29	15%
Total Vehicle Abatements	0	2	-100.00%	6	120%	5	7	-28.57%	8	114%
	91	109	-16.51%	393	62%	631	628	0.48%	455	72%
*N.C. - not calculable	*N/C - no change									
Chief _____										
						0				

MANTECA POLICE DEPARTMENT
MONTHLY CRIME STATISTICS REPORT
JUNE 2016

Non-Criminal Reports & Services	Current Month	2016 YTD	2015 YTD	% Change YTD/YTD 2016 - 2015
Non-Criminal Reports	148	1039	990	4.95%
Service Requests	3185	19074	17938	6.33%
Written Reports	587	3888	3374	15.23%
Criminal Complaint Requests	189	1054	873	20.73%
Warrants Served	105	614	658	-6.69%

Property Value	Current Month	2016 YTD	2015 YTD	% Change YTD/YTD 2016 - 2015
Property Stolen	\$385,317.00	\$2,419,336.00	\$2,294,406.00	5.44%
Property Recovered	\$132,383.00	\$1,015,356.00	\$1,037,172.00	-2.10%
% Property Value Recovered	34.36%	41.97%	45.20%	-7.16%

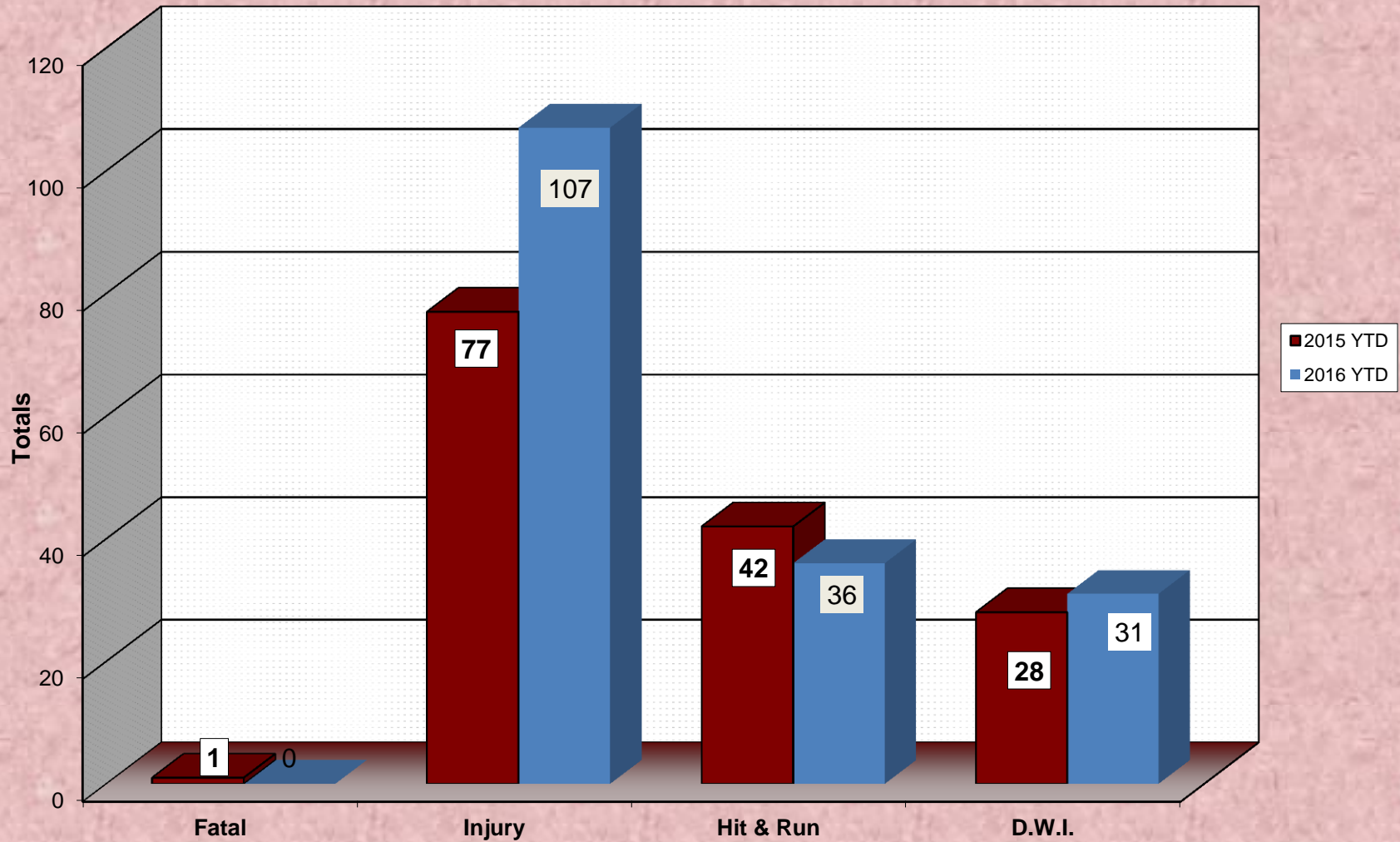
Accidents	Current Month	2016 YTD	2015 YTD	% Change YTD/YTD 2016 - 2015
Total Accidents	77	458	427	7.26%
Property Damage Only	63	361	348	3.74%
Fatal	0	0	1	-100.00%
Injury	14	107	77	38.96%
Hit & Run	6	36	42	-14.29%
D.W.I.	6	31	28	10.71%

Arrests	Current Month	2016 YTD	2015 YTD	% Change YTD/YTD 2016 - 2015
Adult Arrests	153	1014	1027	-1.27%
Juvenile Arrests	9	44	53	-16.98%
Total Arrests	162	1058	1080	-2.04%

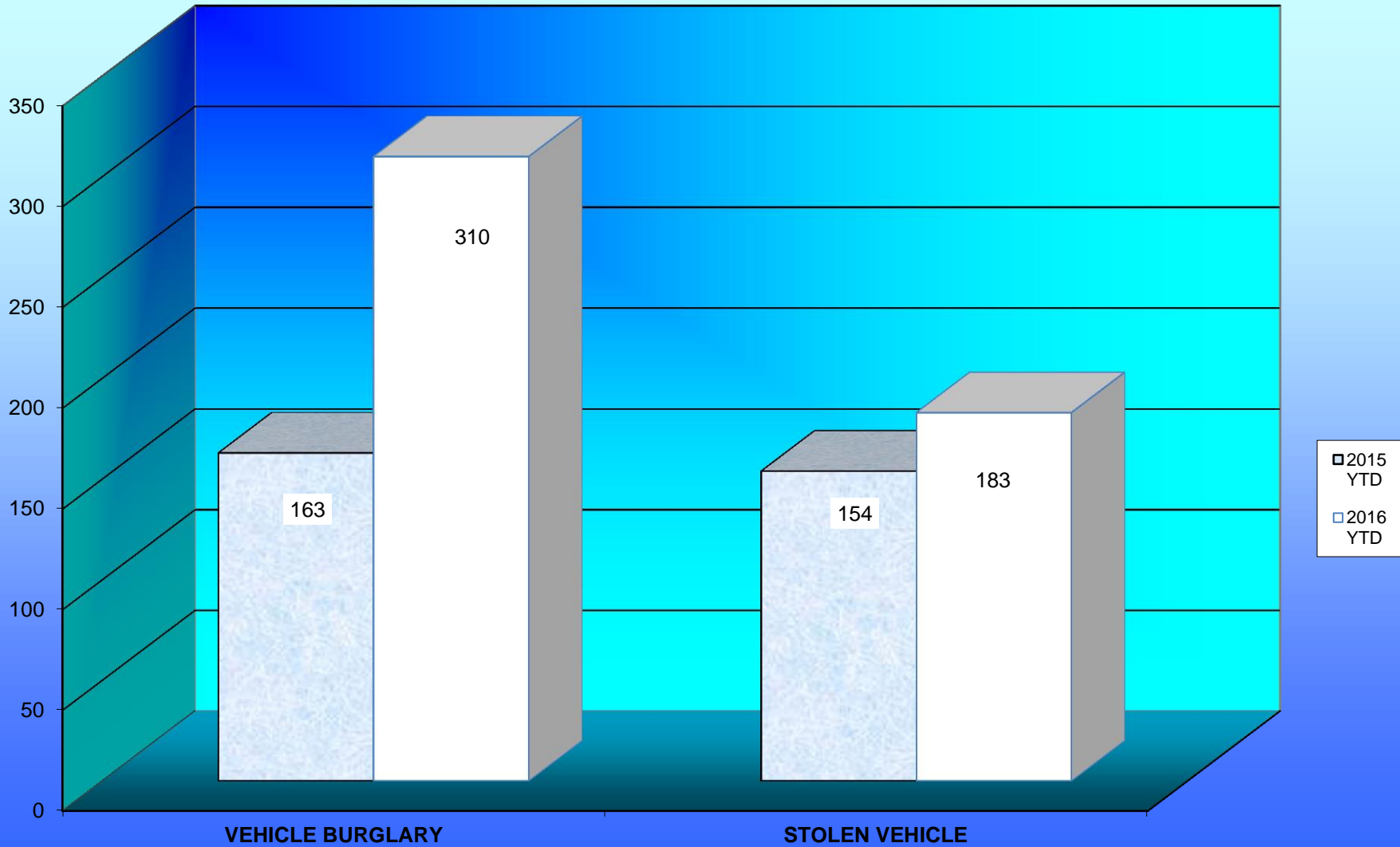
Citations	Current Month	2016 YTD	2015 YTD	% Change YTD/YTD 2016 - 2015
Total Citation Violations	269	1,988	2,484	-19.97%
D.W.I Violations	14	82	66	24.24%
Moving Violations	122	697	1,023	-31.87%
Non-Moving Violations	43	392	380	3.16%
Child Restraint Violations	0	3	6	-50.00%
Seat Belt Violations	12	80	110	-27.27%
All Other Violations	78	743	1,055	-29.57%
Parking Violations	60	431	349	23.50%

Department Actions	Current Month	2016 YTD	2015 YTD	% Change YTD/YTD 2016 - 2015
Pursuits	4	14	15	-6.67%
Use of Force	4	14	12	16.67%

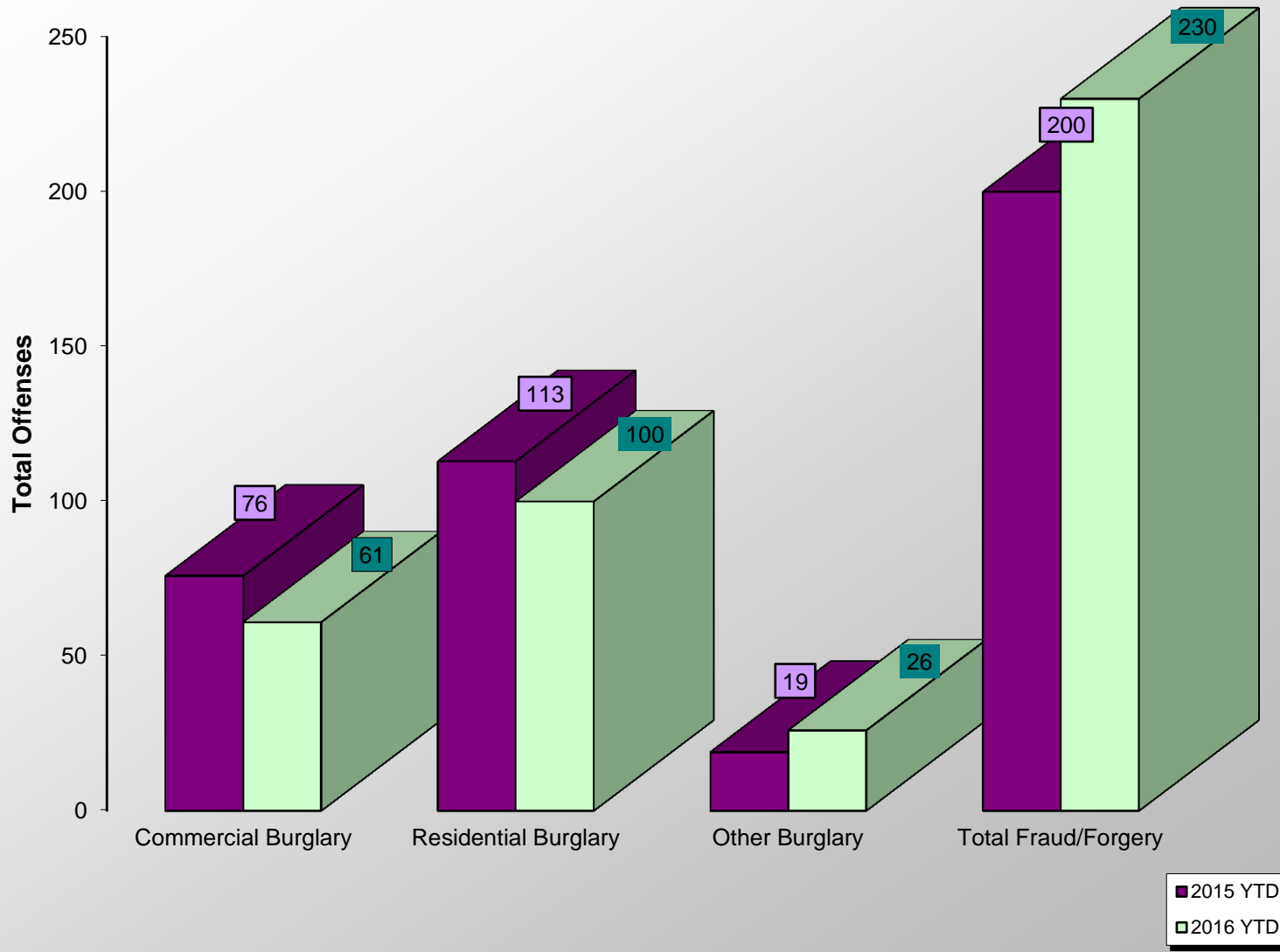
ACCIDENT COMPARISON 2015 - 2016 Year to Date



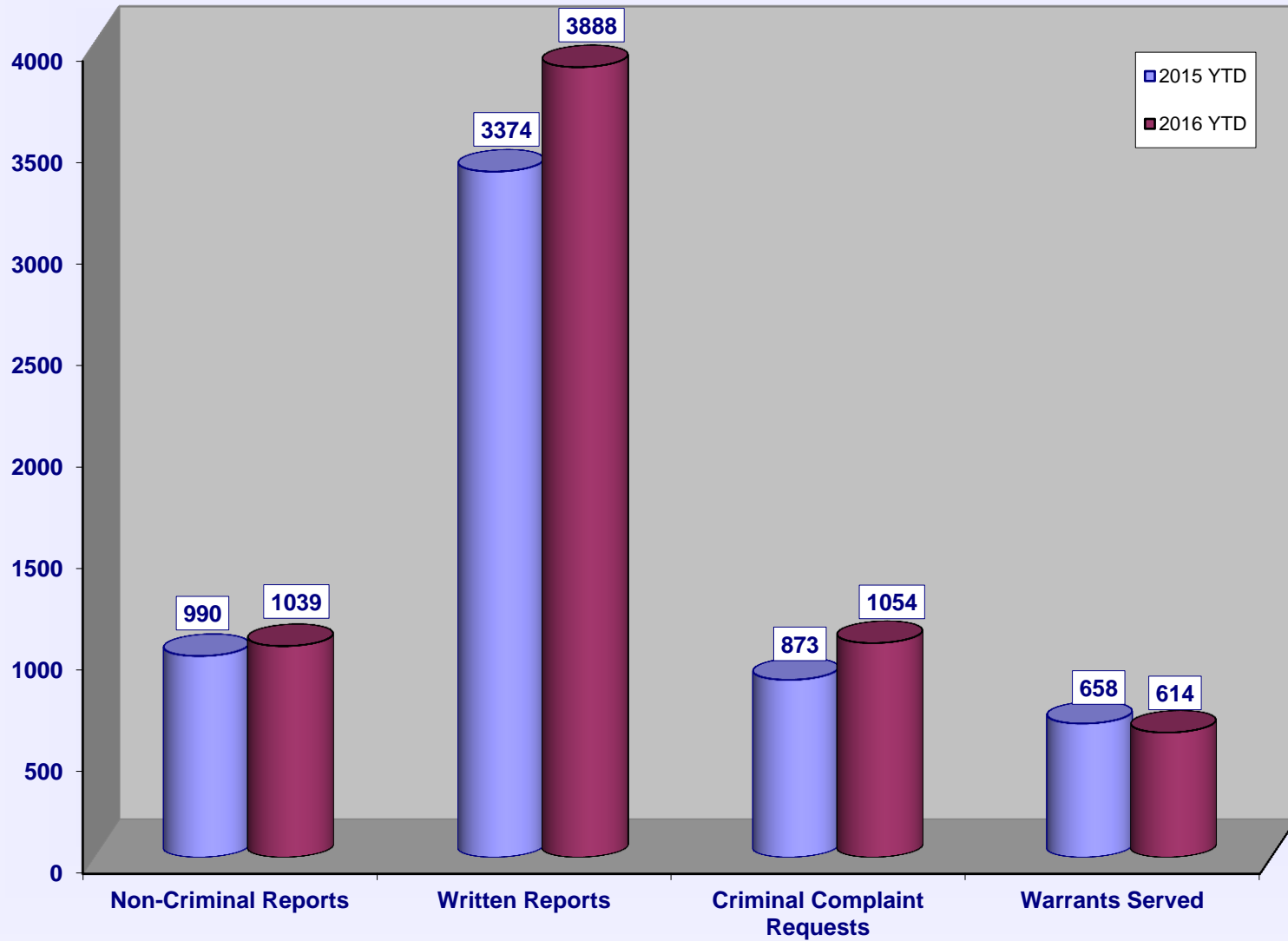
VEHICLE THEFTS



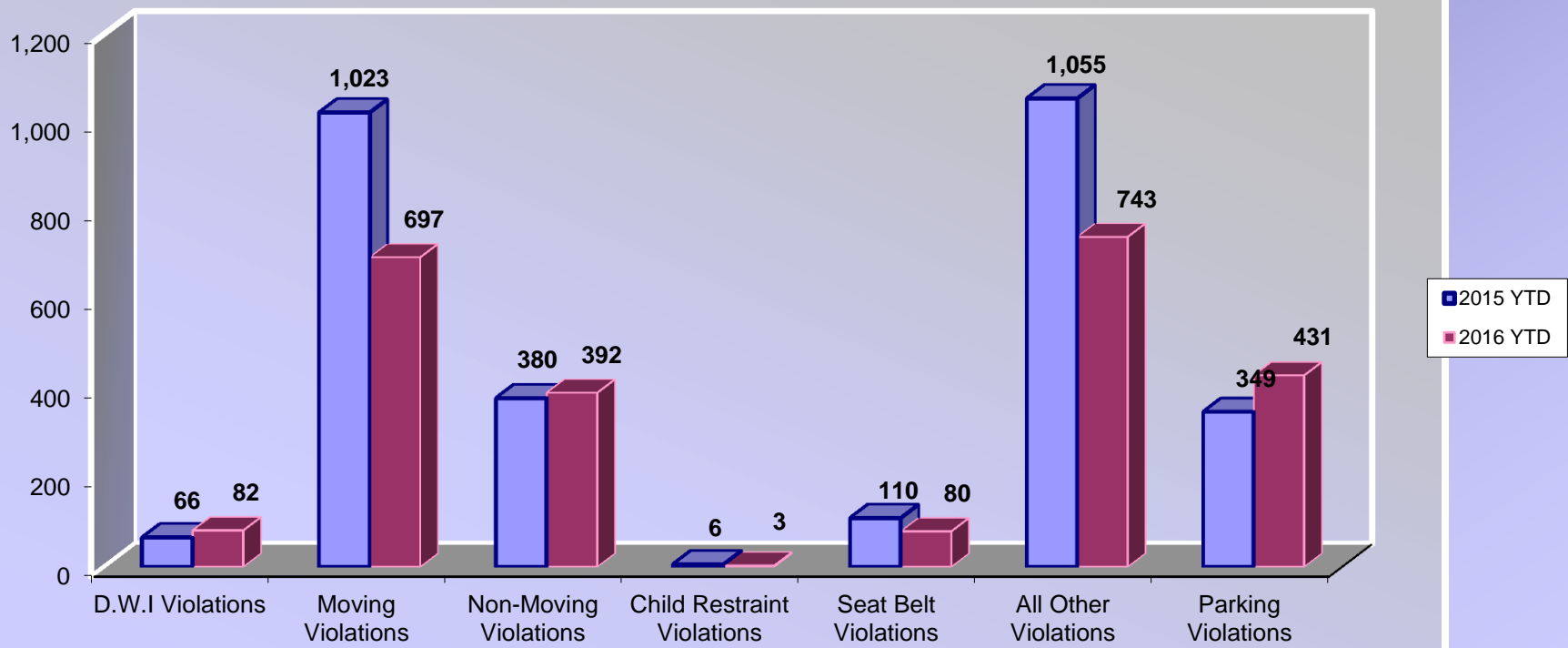
BURGLARIES 2015 - 2016 Year to Date



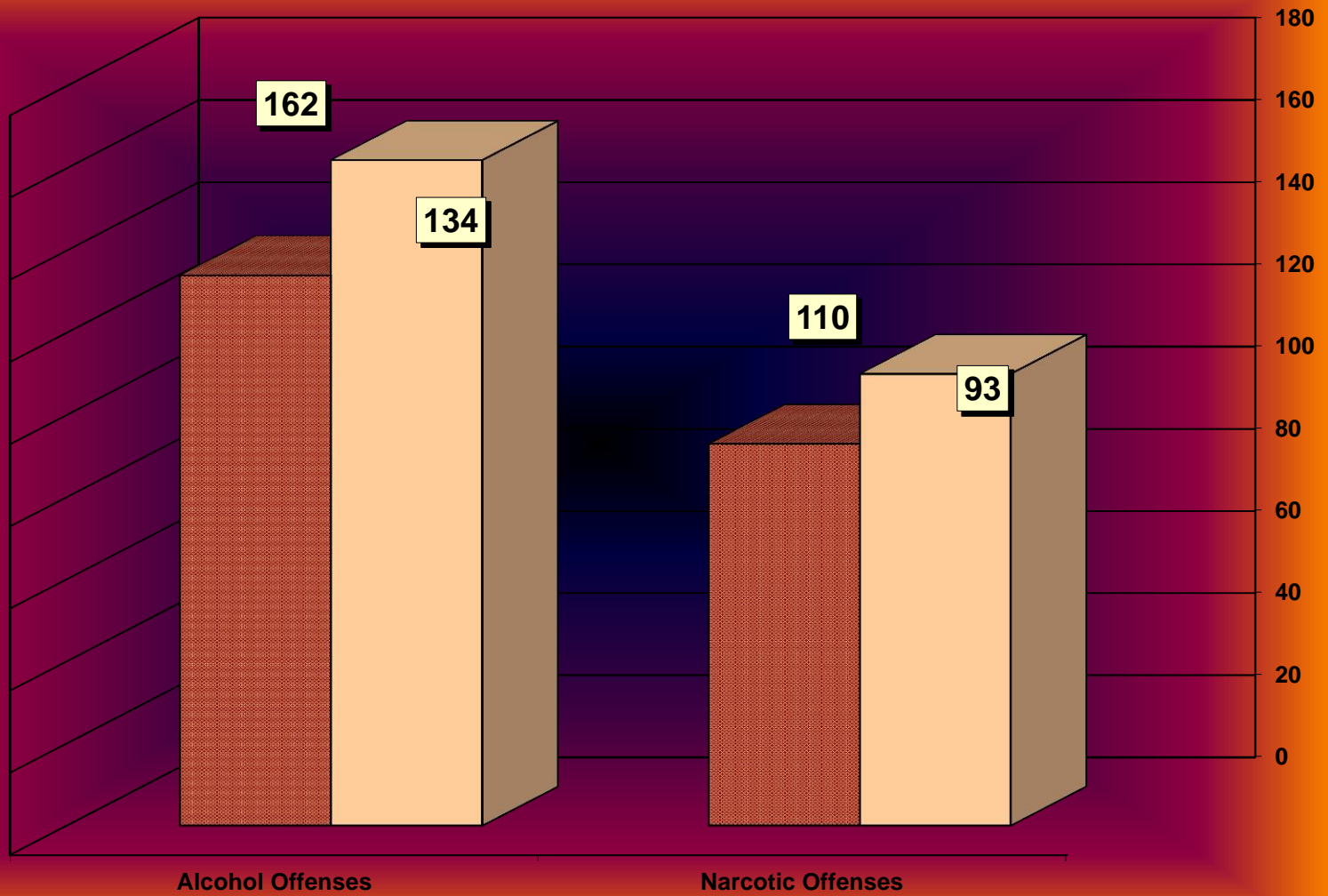
SERVICE & NON-SERVICE REQUESTS 2015 - 2016



TRAFFIC CITATIONS



NARCOTIC / ALCOHOL OFFENSES 2015 - 2016



□ 2015 YTD
■ 2016 YTD

Department Actions

