

MANTECA POLICE DEPARTMENT
MONTHLY CRIME STATISTICS REPORT
AUGUST 2016

Part One Crime Offenses	Current Month	This Month Last Year	% Change Month/Month 2016- 2015	2016 Cleared Offenses YTD	2016 Clearance RATE YTD	2016 Offenses YTD	2015 Offenses YTD	% Change YTD/YTD 2016 - 2015	2015 Cleared Offenses YTD	2015 Clearance RATE YTD
Homicide	0	0	N.C.	1	100%	1	3	-66.67%	0	0%
Rape/Unlawful Interc	1	2	-50.00%	9	38%	24	13	84.62%	4	31%
Robbery	7	4	75.00%	31	45%	69	43	60.47%	11	26%
Aggravated Assault	5	6	-16.67%	25	45%	56	47	19.15%	23	49%
Commercial Burglary	12	11	9.09%	11	14%	81	95	-14.74%	7	7%
Residential Burglary	19	19	0.00%	13	10%	129	167	-22.75%	10	6%
Other Burglary	2	0	N/C	1	3%	33	23	43.48%	1	4%
Auto Burglary	51	39	30.77%	12	3%	402	236	70.34%	2	1%
Grand Theft	9	7	28.57%	10	10%	100	104	-3.85%	4	4%
Vehicle Theft	39	50	-22.00%	27	11%	252	253	-0.40%	29	11%
Arson	1	1	0.00%	2	20%	10	17	-41.18%	1	6%
All Other Felonies	28	42	-33.33%	158	56%	280	293	-4.44%	219	75%
Total Felonies	174	181	-3.87%	300	21%	1437	1294	11.05%	311	24%
Total Burglaries	84	69	21.74%	37	6%	645	521	23.80%	20	4%
Misdemeanor Offenses	Current Month	This Month Last Year	% Change Month/Month 2016 - 2015	2016 Cleared Offenses YTD	2016 Clearance RATE YTD	2016 Offenses YTD	2015 Offenses YTD	% Change YTD/YTD 2016 - 2015	2015 Cleared Offenses YTD	2015 Clearance RATE YTD
Misdemeanor Thefts	126	103	22.33%	223	24%	936	706	32.58%	182	26%
All Other Misdemeanors	182	184	-1.09%	972	68%	1432	1322	8.32%	934	71%
Total Misdemeanors	308	287	7.32%	1195	50%	2368	2028	16.77%	1116	55%
Miscellaneous Offenses	Current Month	This Month Last Year	% Change Month/Month 2016 - 2015	2016 Cleared Offenses YTD	2016 Clearance RATE YTD	2016 Offenses YTD	2015 Offenses YTD	% Change YTD/YTD 2016 - 2015	2015 Cleared Offenses YTD	2015 Clearance RATE YTD
Total Narcotic Offenses	16	21	-23.81%	116	97%	120	148	-18.92%	145	98%
Total Alcohol Offenses	18	26	-30.77%	172	99%	174	214	-18.69%	213	100%
Total Domestic Violence	29	28	3.57%	214	89%	240	215	11.63%	207	96%
Total Fraud/Forgery	35	35	0.00%	40	13%	303	274	10.58%	37	14%
Total Vehicle Abatements	0	2	-100.00%	6	120%	5	11	-54.55%	14	127%
	98	112	-12.50%	548	65%	842	862	-2.32%	616	71%
*N.C. - not calculable	*N/C - no change									
Chief _____										
						0				

MANTECA POLICE DEPARTMENT
MONTHLY CRIME STATISTICS REPORT
AUGUST 2016

Non-Criminal Reports & Services	Current Month	2016 YTD	2015 YTD	% Change YTD/YTD 2016 - 2015
Non-Criminal Reports	201	1434	1353	5.99%
Service Requests	3586	26225	24783	5.82%
Written Reports	683	5224	4702	11.10%
Criminal Complaint Requests	212	1385	1192	16.19%
Warrants Served	171	915	873	4.81%

Property Value	Current Month	2016 YTD	2015 YTD	% Change YTD/YTD 2016 - 2015
Property Stolen	\$497,563.00	\$3,241,171.00	\$3,064,487.00	5.77%
Property Recovered	\$307,641.00	\$1,394,794.00	\$1,407,797.00	-0.92%
% Property Value Recovered	61.83%	43.03%	45.94%	-6.32%

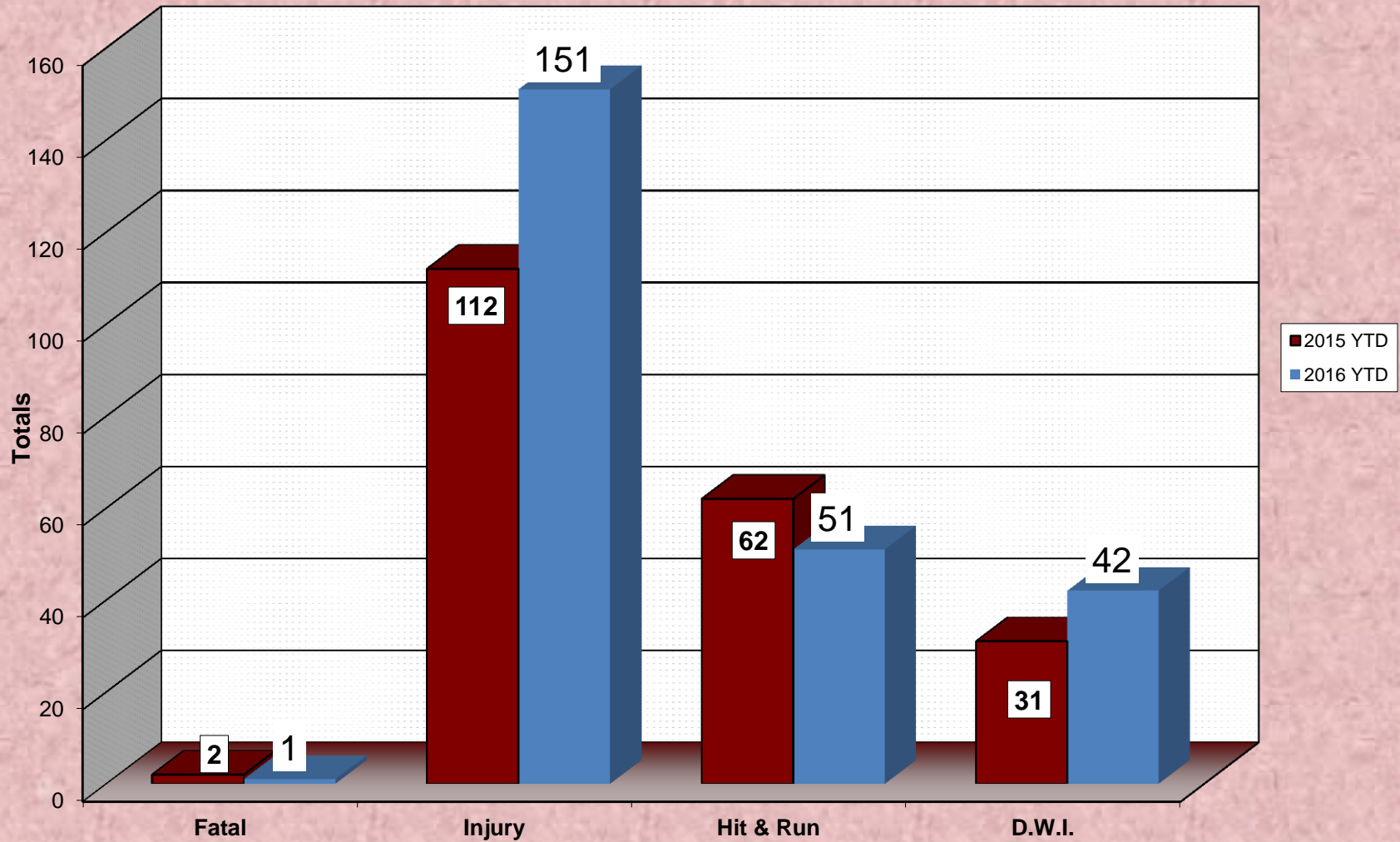
Accidents	Current Month	2016 YTD	2015 YTD	% Change YTD/YTD 2016 - 2015
Total Accidents	97	638	581	9.81%
Property Damage Only	72	496	466	6.44%
Fatal	0	1	2	-50.00%
Injury	25	151	112	34.82%
Hit & Run	10	51	62	-17.74%
D.W.I.	4	42	31	35.48%

Arrests	Current Month	2016 YTD	2015 YTD	% Change YTD/YTD 2016 - 2015
Adult Arrests	200	1383	1387	-0.29%
Juvenile Arrests	3	51	66	-22.73%
Total Arrests	203	1434	1453	-1.31%

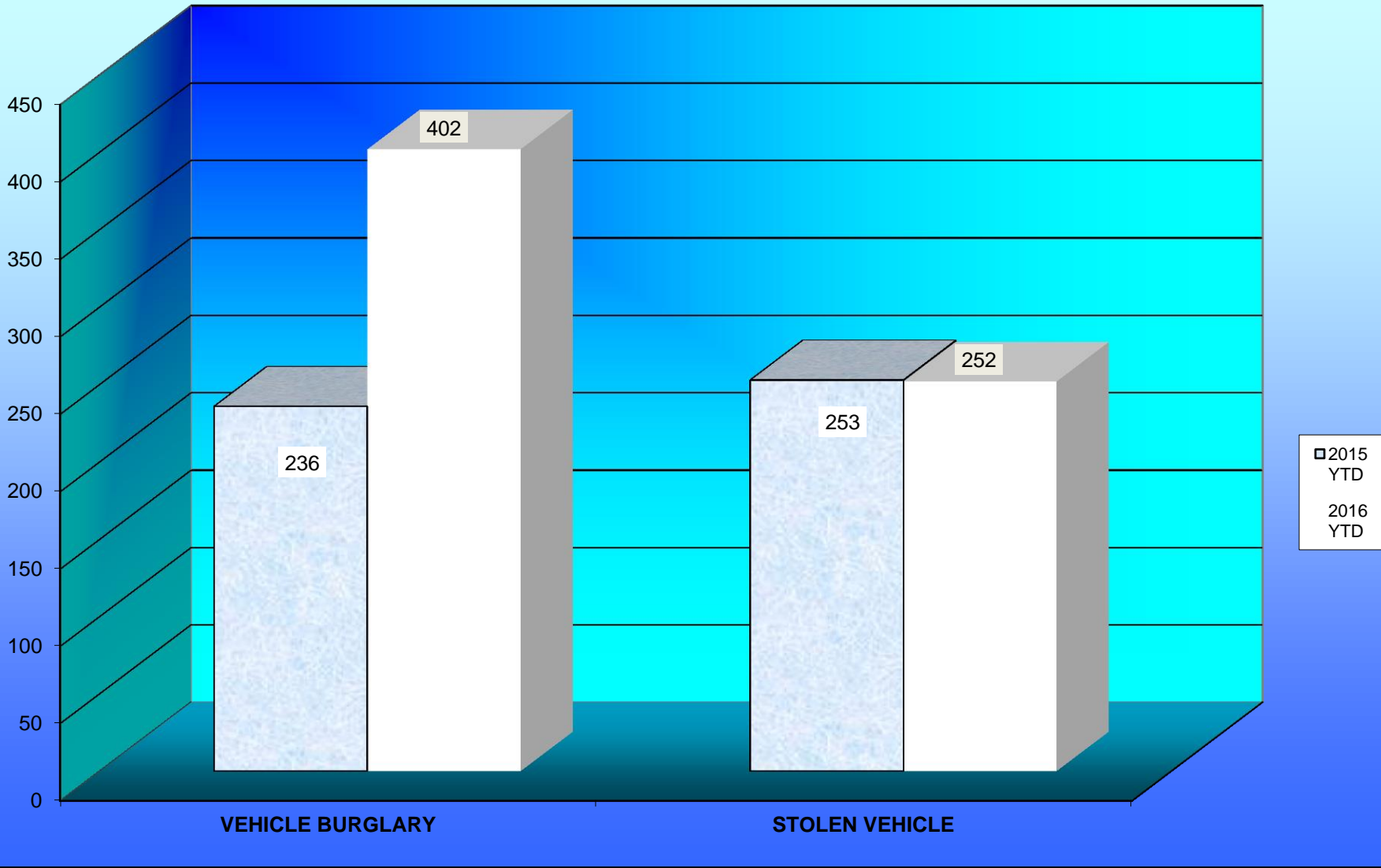
Citations	Current Month	2016 YTD	2015 YTD	% Change YTD/YTD 2016 - 2015
Total Citation Violations	393	2,701	3,406	-20.70%
D.W.I Violations	7	101	85	18.82%
Moving Violations	190	990	1,441	-31.30%
Non-Moving Violations	57	514	462	11.26%
Child Restraint Violations	1	5	6	-16.67%
Seat Belt Violations	7	100	156	-35.90%
All Other Violations	134	1,009	1,445	-30.17%
Parking Violations	74	560	443	26.41%

Department Actions	Current Month	2016 YTD	2015 YTD	% Change YTD/YTD 2016 - 2015
Pursuits	0	18	22	-18.18%
Use of Force	2	18	15	20.00%

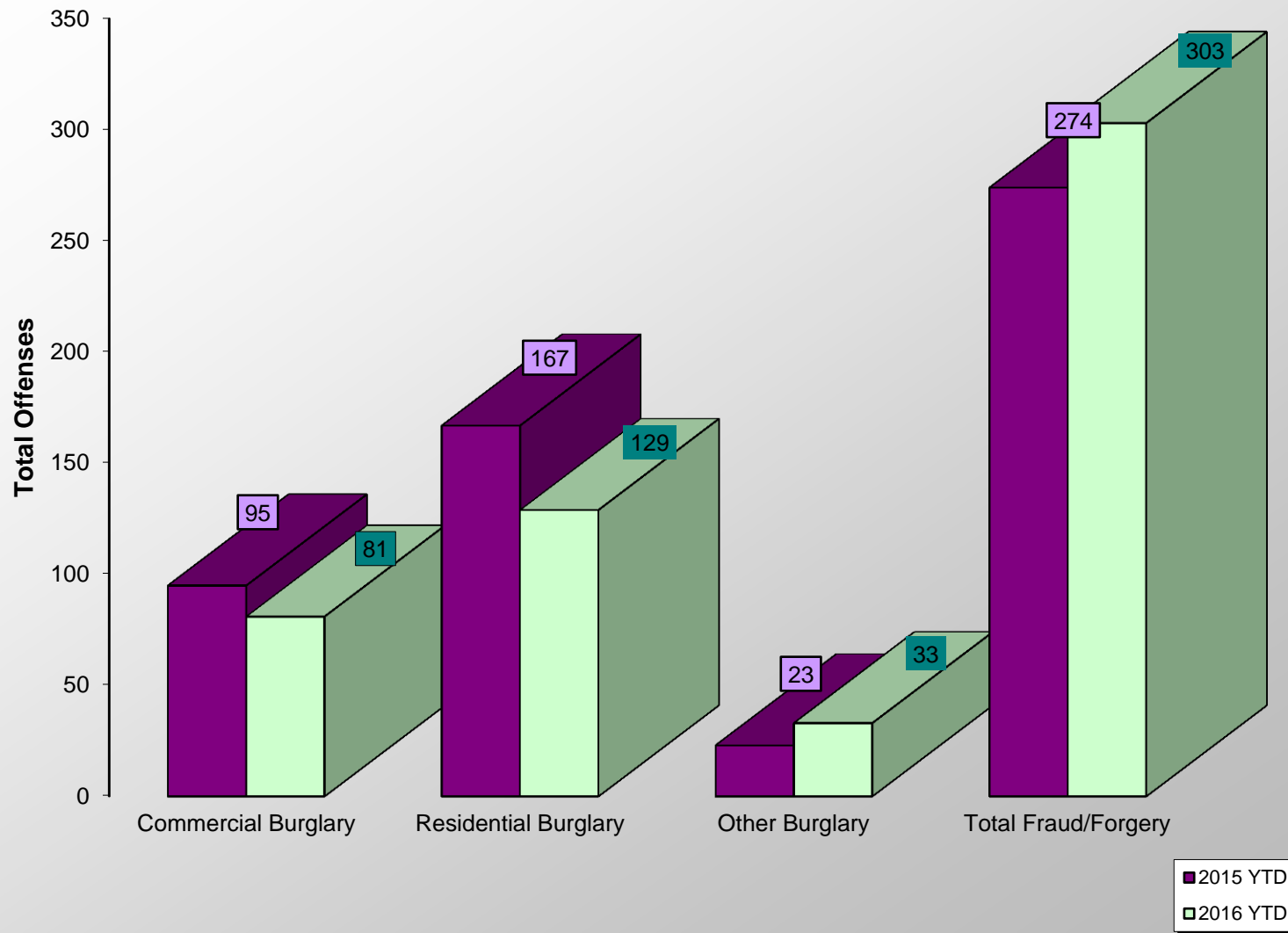
ACCIDENT COMPARISON 2015 - 2016 Year to Date



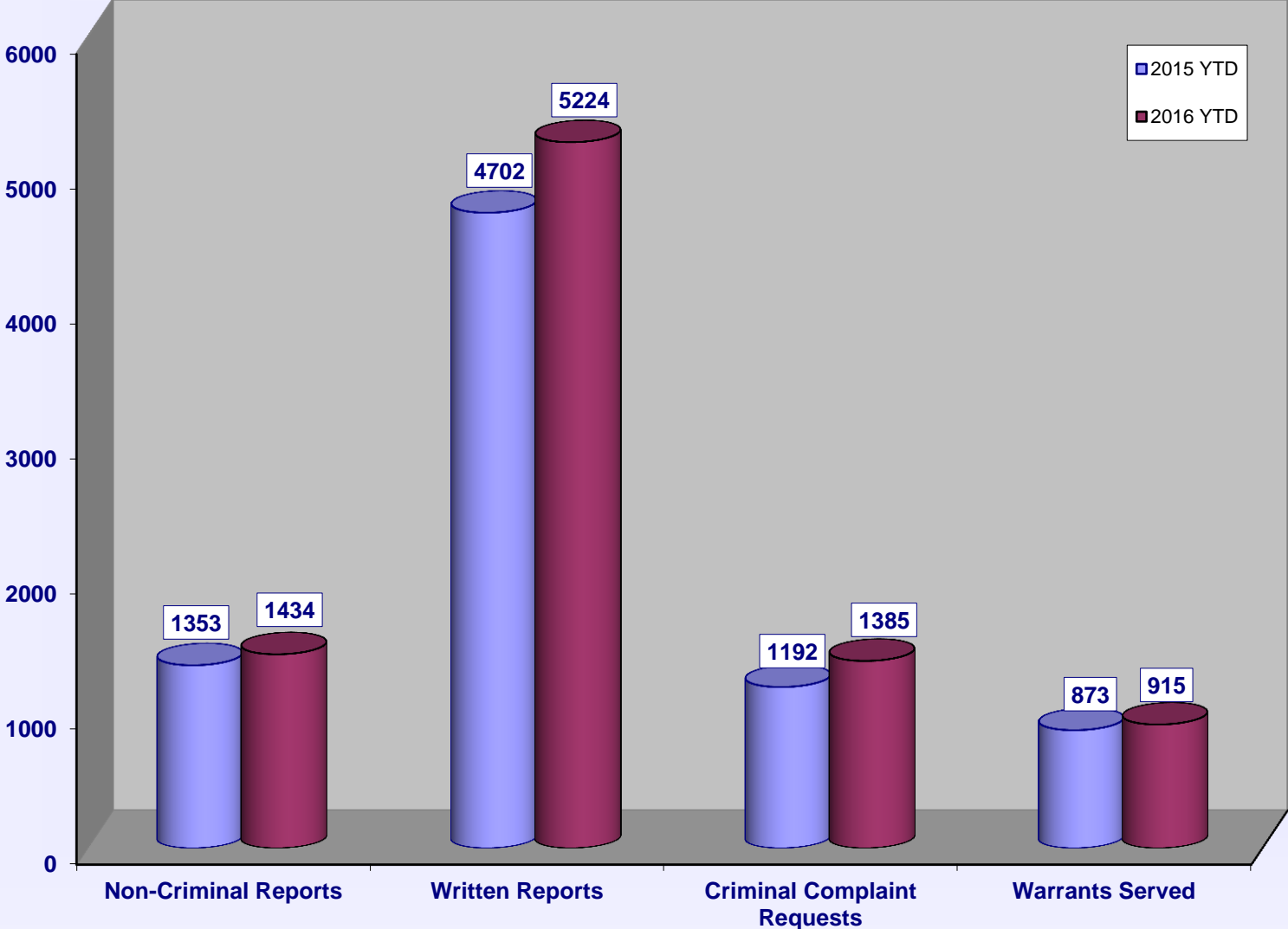
VEHICLE THEFTS



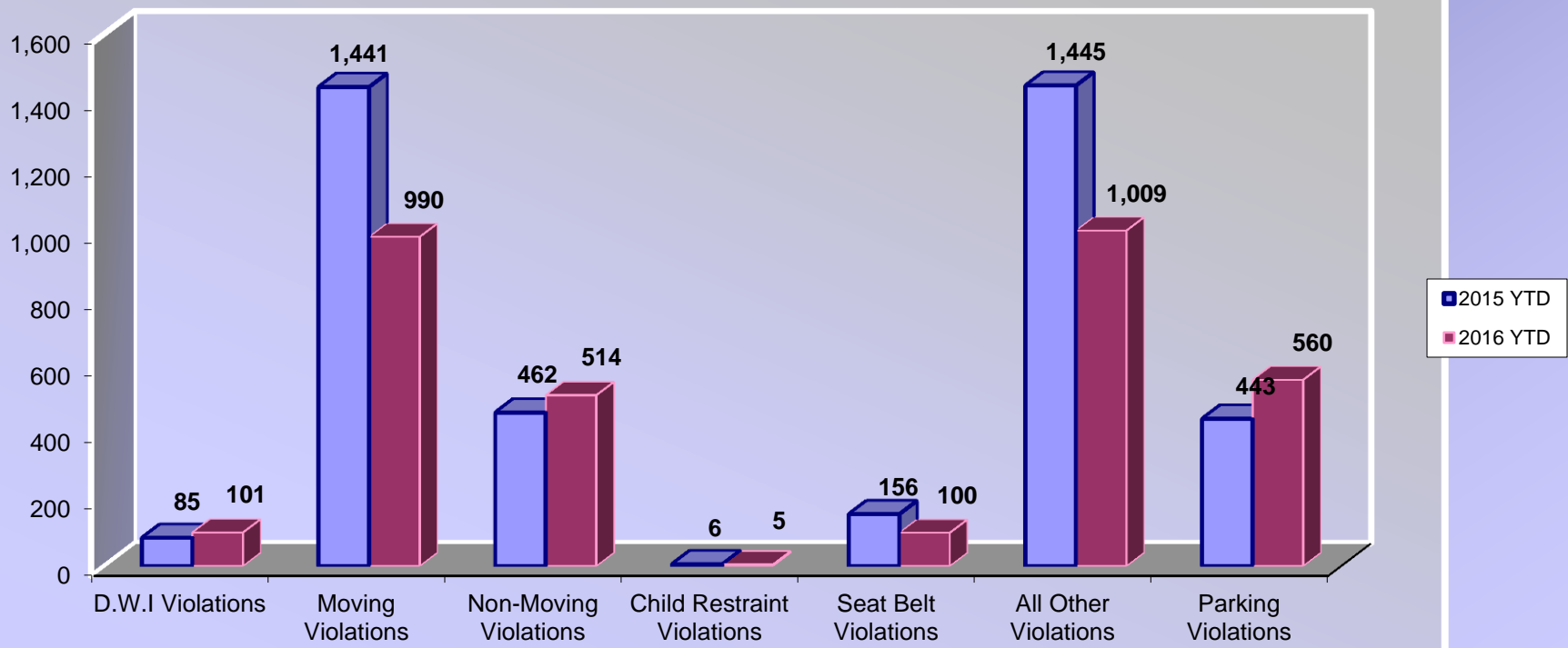
BURGLARIES 2015 - 2016 Year to Date



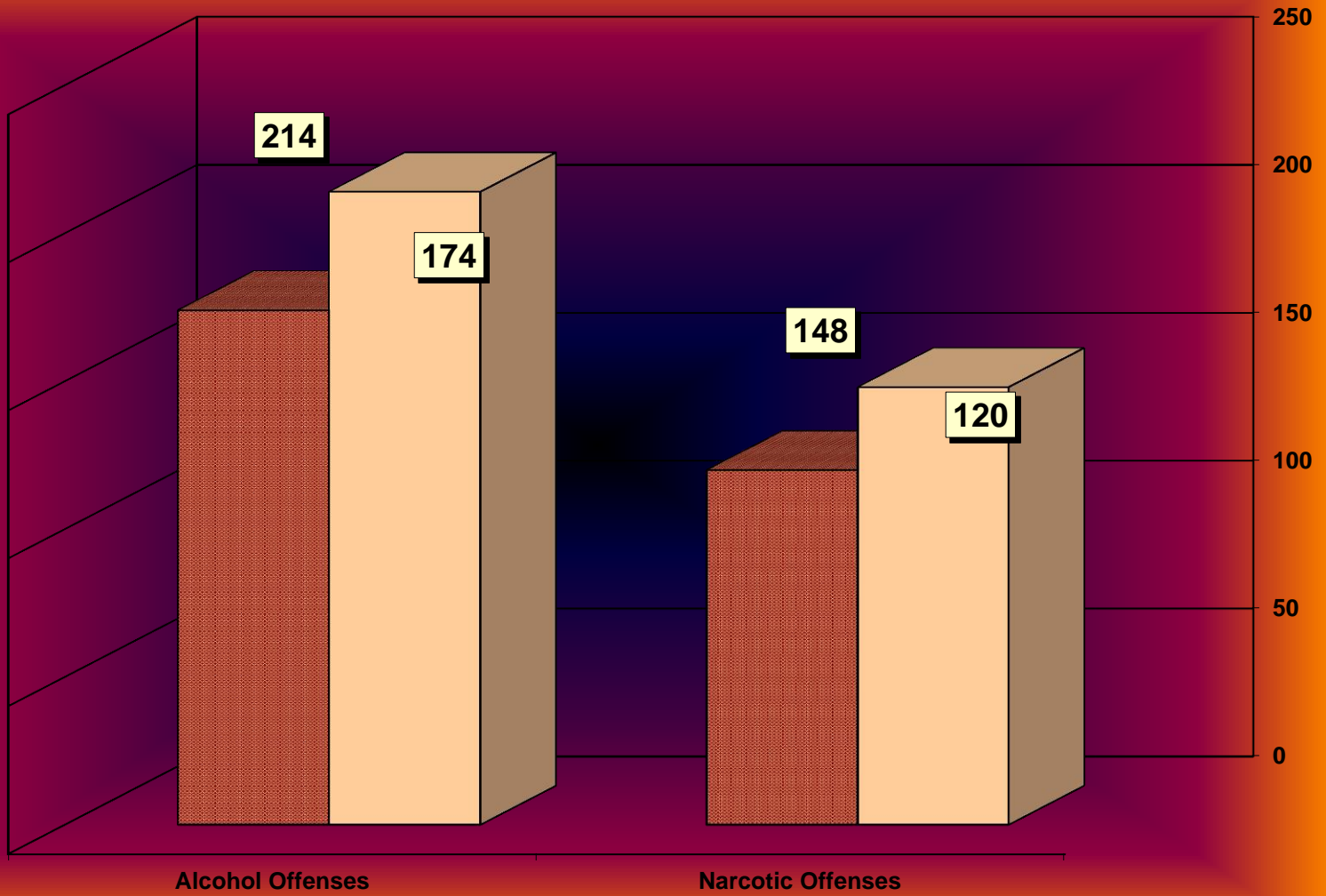
SERVICE & NON-SERVICE REQUESTS 2015 - 2016



TRAFFIC CITATIONS



NARCOTIC / ALCOHOL OFFENSES 2015 - 2016



□ 2015 YTD
■ 2016 YTD

Department Actions

