

MANTECA POLICE DEPARTMENT
MONTHLY CRIME STATISTICS REPORT
SEPTEMBER 2016

Part One Crime Offenses	Current Month	This Month Last Year	% Change Month/Month 2016- 2015	2016 Cleared Offenses YTD	2016 Clearance RATE YTD	2016 Offenses YTD	2015 Offenses YTD	% Change YTD/YTD 2016 - 2015	2015 Cleared Offenses YTD	2015 Clearance RATE YTD
Homicide	0	0	N/C	0	0%	1	3	-66.67%	0	0%
Rape/Unlawful Interc	6	2	200.00%	3	10%	30	15	100.00%	5	33%
Robbery	1	5	-80.00%	0	0%	70	48	45.83%	13	27%
Aggravated Assault	10	10	0.00%	5	8%	66	57	15.79%	29	51%
Commercial Burglary	9	10	-10.00%	1	1%	90	105	-14.29%	8	8%
Residential Burglary	14	27	-48.15%	1	1%	143	194	-26.29%	12	6%
Other Burglary	2	3	-33.33%	0	0%	35	26	34.62%	1	4%
Auto Burglary	45	22	104.55%	3	1%	447	258	73.26%	2	1%
Grand Theft	12	7	71.43%	1	1%	112	111	0.90%	6	5%
Vehicle Theft	27	29	-6.90%	2	1%	279	282	-1.06%	32	11%
Arson	1	1	0.00%	0	0%	11	18	-38.89%	2	11%
All Other Felonies	33	48	-31.25%	21	7%	313	341	-8.21%	248	73%
Total Felonies	160	164	-2.44%	37	2%	1597	1458	9.53%	358	25%
Total Burglaries	70	62	12.90%	5	1%	715	583	22.64%	23	4%
Misdemeanor Offenses	Current Month	This Month Last Year	% Change Month/Month 2016 - 2015	2016 Cleared Offenses YTD	2016 Clearance RATE YTD	2016 Offenses YTD	2015 Offenses YTD	% Change YTD/YTD 2016 - 2015	2015 Cleared Offenses YTD	2015 Clearance RATE YTD
Misdemeanor Thefts	107	115	-6.96%	38	4%	1043	821	27.04%	222	27%
All Other Misdemeanors	156	174	-10.34%	115	7%	1588	1496	6.15%	1051	70%
Total Misdemeanors	263	289	-9.00%	153	6%	2631	2317	13.55%	1273	55%
Miscellaneous Offenses	Current Month	This Month Last Year	% Change Month/Month 2016 - 2015	2016 Cleared Offenses YTD	2016 Clearance RATE YTD	2016 Offenses YTD	2015 Offenses YTD	% Change YTD/YTD 2016 - 2015	2015 Cleared Offenses YTD	2015 Clearance RATE YTD
Total Narcotic Offenses	15	19	-21.05%	14	10%	135	167	-19.16%	164	98%
Total Alcohol Offenses	13	21	-38.10%	12	6%	187	235	-20.43%	234	100%
Total Domestic Violence	36	24	50.00%	33	12%	276	239	15.48%	232	97%
Total Fraud/Forgery	29	24	20.83%	3	1%	332	298	11.41%	41	14%
Total Vehicle Abatements	1	0	N.C.	2	33%	6	11	-45.45%	15	136%
	94	88	6.82%	64	7%	936	950	-1.47%	686	72%
*N.C. - not calculable	*N/C - no change									
Chief _____										
						0				

MANTECA POLICE DEPARTMENT
MONTHLY CRIME STATISTICS REPORT
SEPTEMBER 2016

Non-Criminal Reports & Services	Current Month	2016 YTD	2015 YTD	% Change YTD/YTD 2016 - 2015
Non-Criminal Reports	171	1605	1512	6.15%
Service Requests	3283	29508	28061	5.16%
Written Reports	593	5817	5311	9.53%
Criminal Complaint Requests	172	1557	1397	11.45%
Warrants Served	125	1040	980	6.12%

Property Value	Current Month	2016 YTD	2015 YTD	% Change YTD/YTD 2016 - 2015
Property Stolen	\$331,335.00	\$3,572,506.00	\$3,409,259.00	4.79%
Property Recovered	\$170,416.00	\$1,565,210.00	\$1,581,563.00	-1.03%
% Property Value Recovered	51.43%	43.81%	46.39%	-5.56%

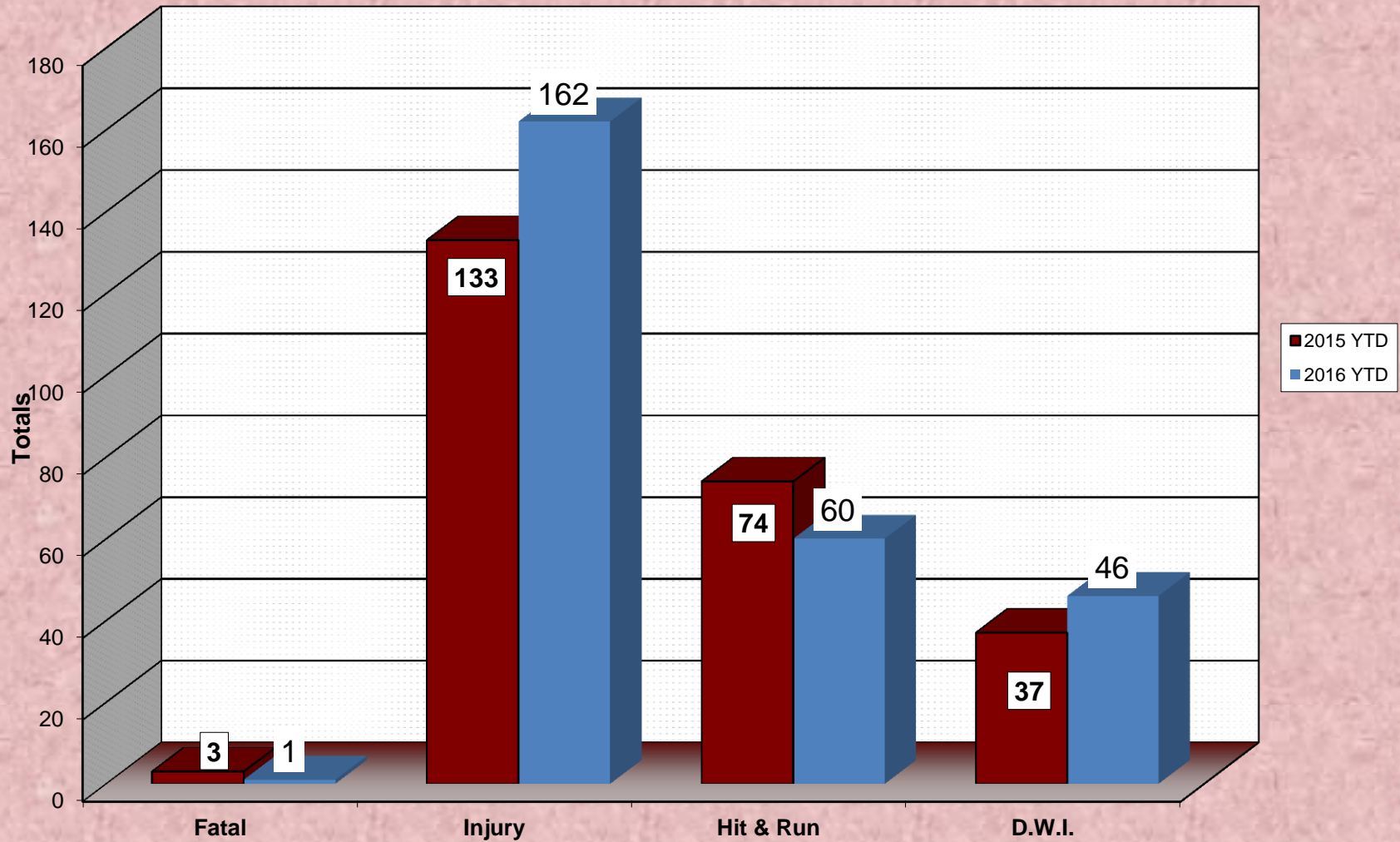
Accidents	Current Month	2016 YTD	2015 YTD	% Change YTD/YTD 2016 - 2015
Total Accidents	84	722	655	10.23%
Property Damage Only	73	569	518	9.85%
Fatal	0	1	3	-66.67%
Injury	11	162	133	21.80%
Hit & Run	9	60	74	-18.92%
D.W.I.	4	46	37	24.32%

Arrests	Current Month	2016 YTD	2015 YTD	% Change YTD/YTD 2016 - 2015
Adult Arrests	170	1553	1562	-0.58%
Juvenile Arrests	6	57	80	-28.75%
Total Arrests	176	1610	1642	-1.95%

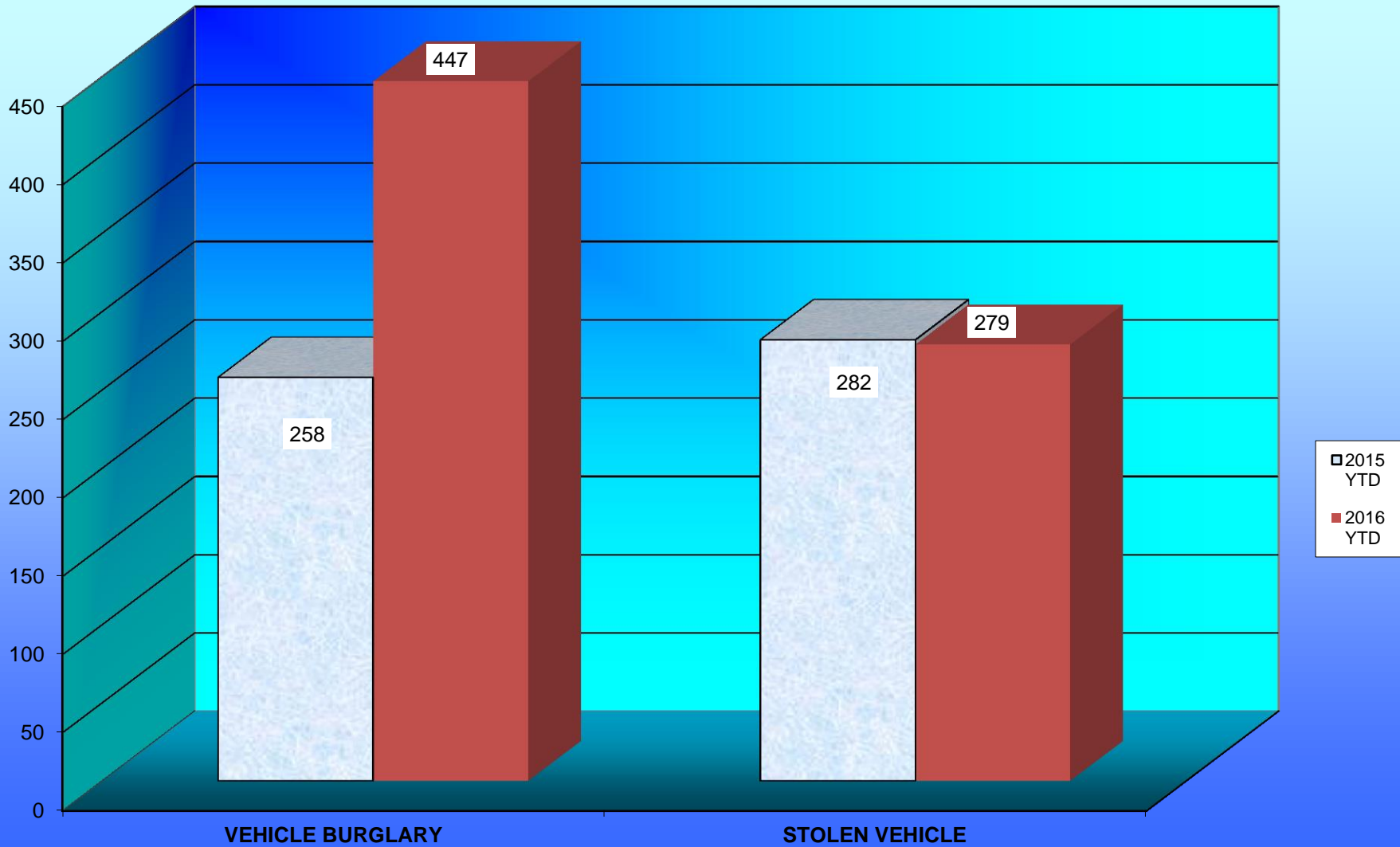
Citations	Current Month	2016 YTD	2015 YTD	% Change YTD/YTD 2016 - 2015
Total Citation Violations	317	3,018	3,813	-20.85%
D.W.I Violations	7	108	96	12.50%
Moving Violations	107	1,097	1,620	-32.28%
Non-Moving Violations	69	583	511	14.09%
Child Restraint Violations	0	5	7	-28.57%
Seat Belt Violations	2	102	173	-41.04%
All Other Violations	131	1,140	1,604	-28.93%
Parking Violations	82	642	502	27.89%

Department Actions	Current Month	2016 YTD	2015 YTD	% Change YTD/YTD 2016 - 2015
Pursuits	4	22	22	0.00%
Use of Force	3	21	20	5.00%

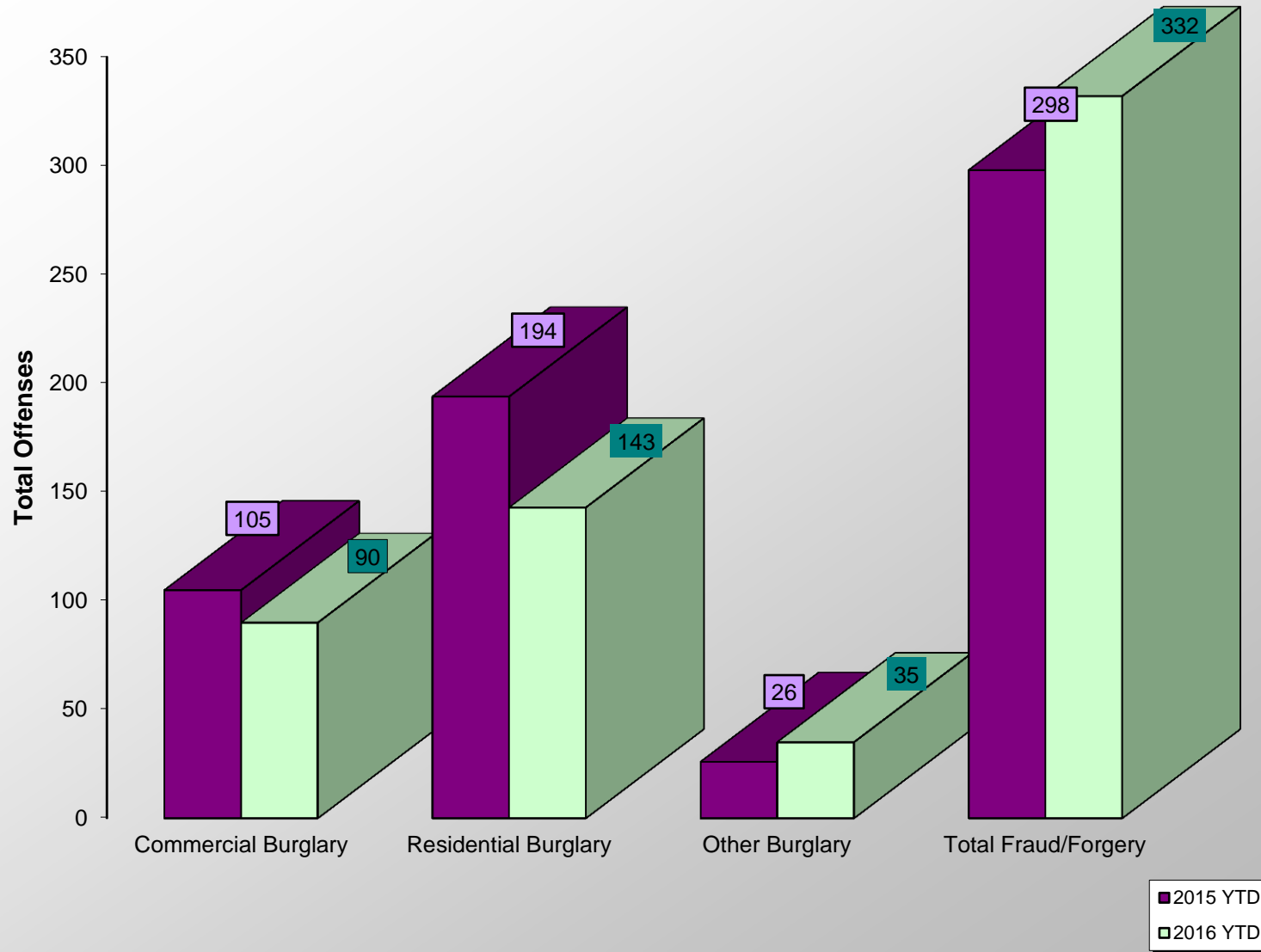
ACCIDENT COMPARISON 2015 - 2016 Year to Date



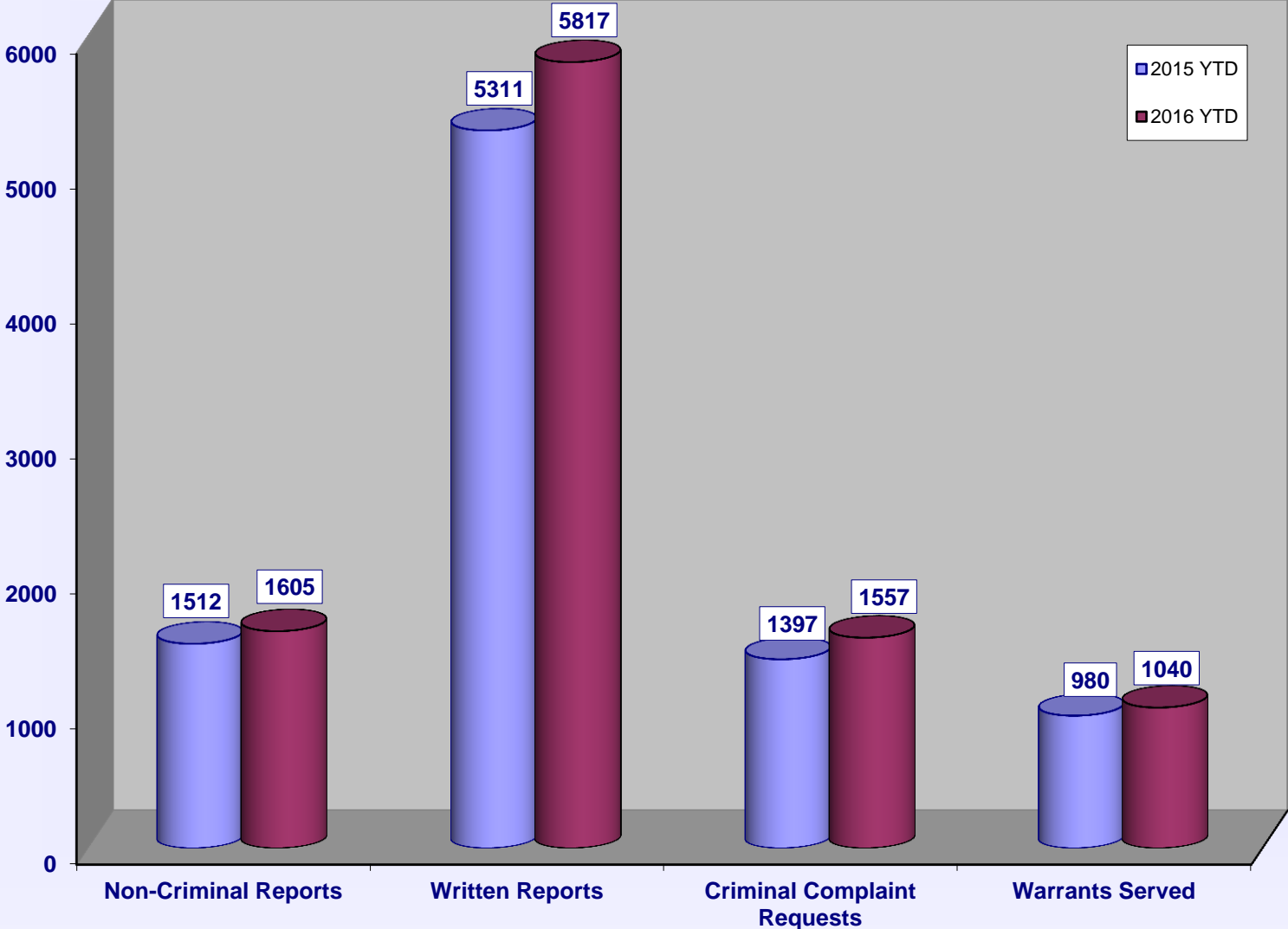
VEHICLE THEFTS



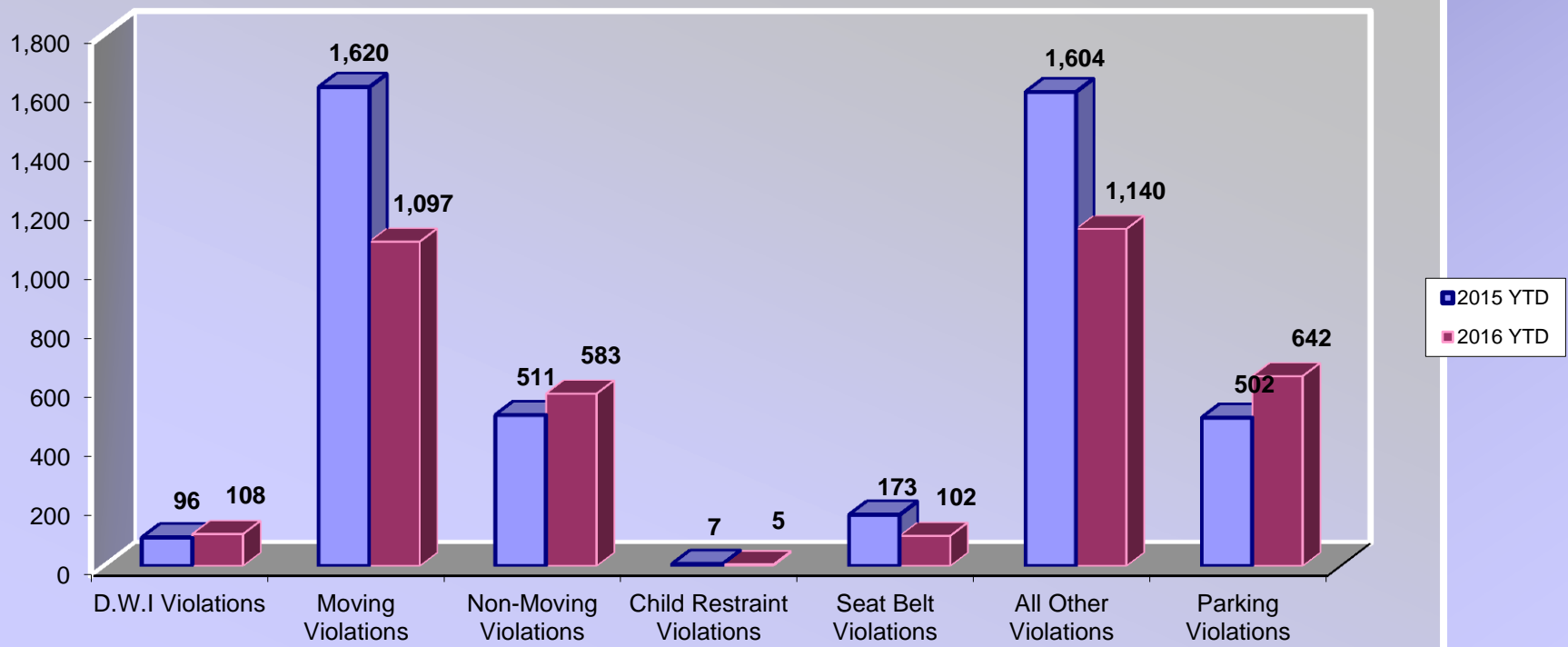
BURGLARIES 2015 - 2016 Year to Date



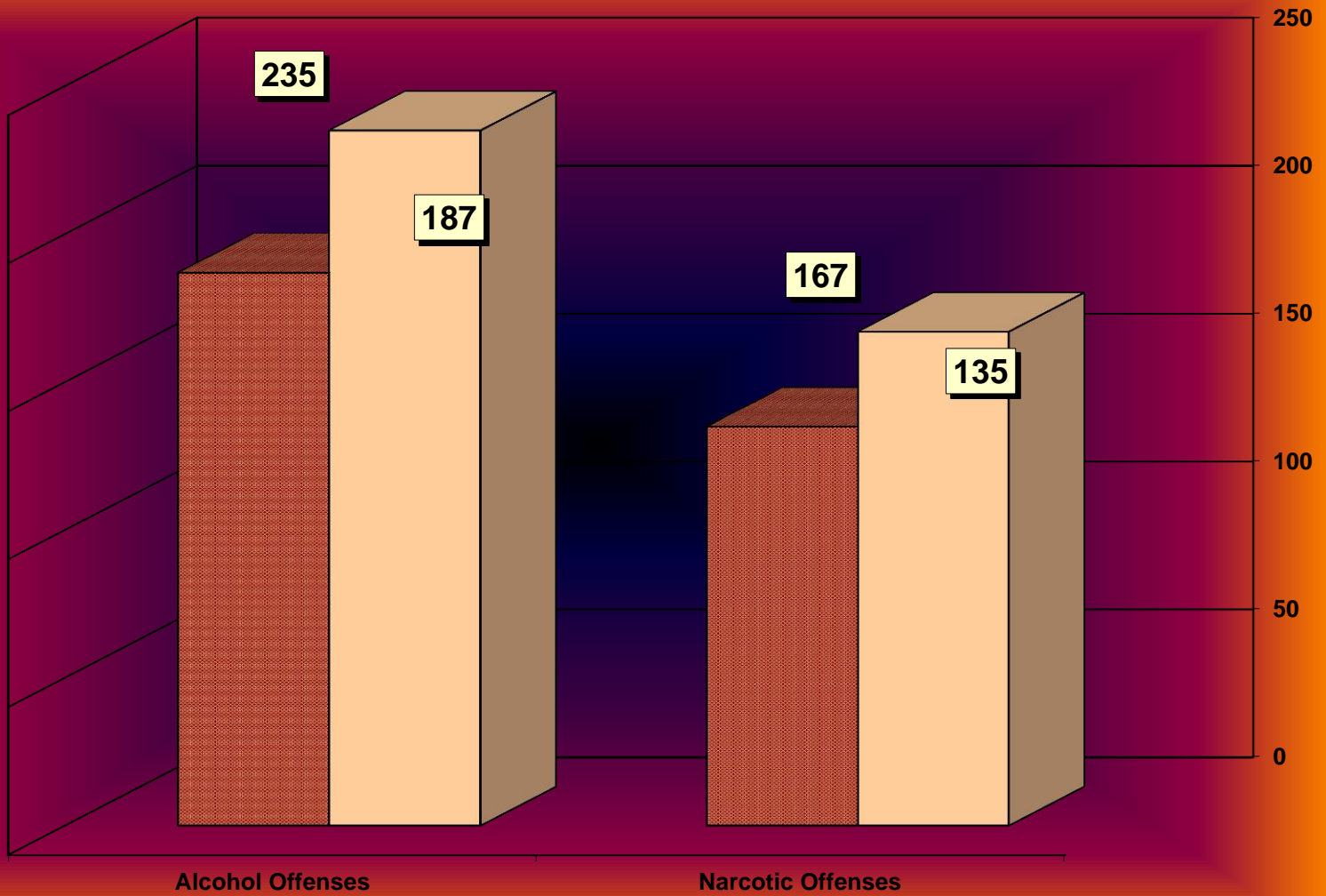
SERVICE & NON-SERVICE REQUESTS 2015 - 2016



TRAFFIC CITATIONS



NARCOTIC / ALCOHOL OFFENSES 2015 - 2016



□ 2015 YTD
■ 2016 YTD

Department Actions

