

MANTECA POLICE DEPARTMENT
MONTHLY CRIME STATISTICS REPORT
OCTOBER 2016

Part One Crime Offenses	Current Month	This Month Last Year	% Change Month/Month 2016- 2015	2016 Cleared Offenses YTD	2016 Clearance RATE YTD	2016 Offenses YTD	2015 Offenses YTD	% Change YTD/YTD 2016 - 2015	2015 Cleared Offenses YTD	2015 Clearance RATE YTD
Homicide	0	1	-100.00%	1	100%	1	4	-75.00%	2	50%
Rape/Unlawful Interc	1	1	0.00%	13	42%	31	16	93.75%	5	31%
Robbery	5	8	-37.50%	32	43%	75	56	33.93%	15	27%
Aggravated Assault	14	14	0.00%	34	43%	80	71	12.68%	33	46%
Commercial Burglary	11	7	57.14%	15	15%	101	112	-9.82%	8	7%
Residential Burglary	6	17	-64.71%	15	10%	149	211	-29.38%	14	7%
Other Burglary	3	2	50.00%	1	3%	38	28	35.71%	1	4%
Auto Burglary	35	29	20.69%	15	3%	482	287	67.94%	2	1%
Grand Theft	12	11	9.09%	12	10%	124	122	1.64%	6	5%
Vehicle Theft	33	37	-10.81%	35	11%	312	319	-2.19%	34	11%
Arson	0	1	-100.00%	2	18%	11	19	-42.11%	2	11%
All Other Felonies	32	50	-36.00%	193	56%	345	391	-11.76%	283	72%
Total Felonies	152	178	-14.61%	368	21%	1749	1636	6.91%	405	25%
Total Burglaries	55	55	0.00%	46	6%	770	638	20.69%	25	4%
Misdemeanor Offenses	Current Month	This Month Last Year	% Change Month/Month 2016 - 2015	2016 Cleared Offenses YTD	2016 Clearance RATE YTD	2016 Offenses YTD	2015 Offenses YTD	% Change YTD/YTD 2016 - 2015	2015 Cleared Offenses YTD	2015 Clearance RATE YTD
Misdemeanor Thefts	87	95	-8.42%	284	25%	1130	916	23.36%	254	28%
All Other Misdemeanors	170	189	-10.05%	1179	67%	1758	1685	4.33%	1165	69%
Total Misdemeanors	257	284	-9.51%	1463	51%	2888	2601	11.03%	1419	55%
Miscellaneous Offenses	Current Month	This Month Last Year	% Change Month/Month 2016 - 2015	2016 Cleared Offenses YTD	2016 Clearance RATE YTD	2016 Offenses YTD	2015 Offenses YTD	% Change YTD/YTD 2016 - 2015	2015 Cleared Offenses YTD	2015 Clearance RATE YTD
Total Narcotic Offenses	13	31	-58.06%	141	95%	148	198	-25.25%	191	96%
Total Alcohol Offenses	29	23	26.09%	213	99%	216	258	-16.28%	255	99%
Total Domestic Violence	31	37	-16.22%	258	84%	307	276	11.23%	260	94%
Total Fraud/Forgery	24	40	-40.00%	49	14%	356	338	5.33%	47	14%
Total Vehicle Abatements	0	1	-100.00%	8	133%	6	12	-50.00%	16	133%
	97	132	-26.52%	669	65%	1033	1082	-4.53%	769	71%
*N.C. - not calculable	*N/C - no change									
Chief _____										
						0				

MANTECA POLICE DEPARTMENT
MONTHLY CRIME STATISTICS REPORT
OCTOBER 2016

Non-Criminal Reports & Services	Current Month	2016 YTD	2015 YTD	% Change YTD/YTD 2016 - 2015
Non-Criminal Reports	157	1762	1682	4.76%
Service Requests	3079	32587	31286	4.16%
Written Reports	570	6387	5943	7.47%
Criminal Complaint Requests	139	1696	1591	6.60%
Warrants Served	91	1131	1078	4.92%

Property Value	Current Month	2016 YTD	2015 YTD	% Change YTD/YTD 2016 - 2015
Property Stolen	\$429,232.00	\$4,001,738.00	\$3,771,117.00	6.12%
Property Recovered	\$238,031.00	\$1,803,241.00	\$1,737,427.00	3.79%
% Property Value Recovered	55.46%	45.06%	46.07%	-2.19%

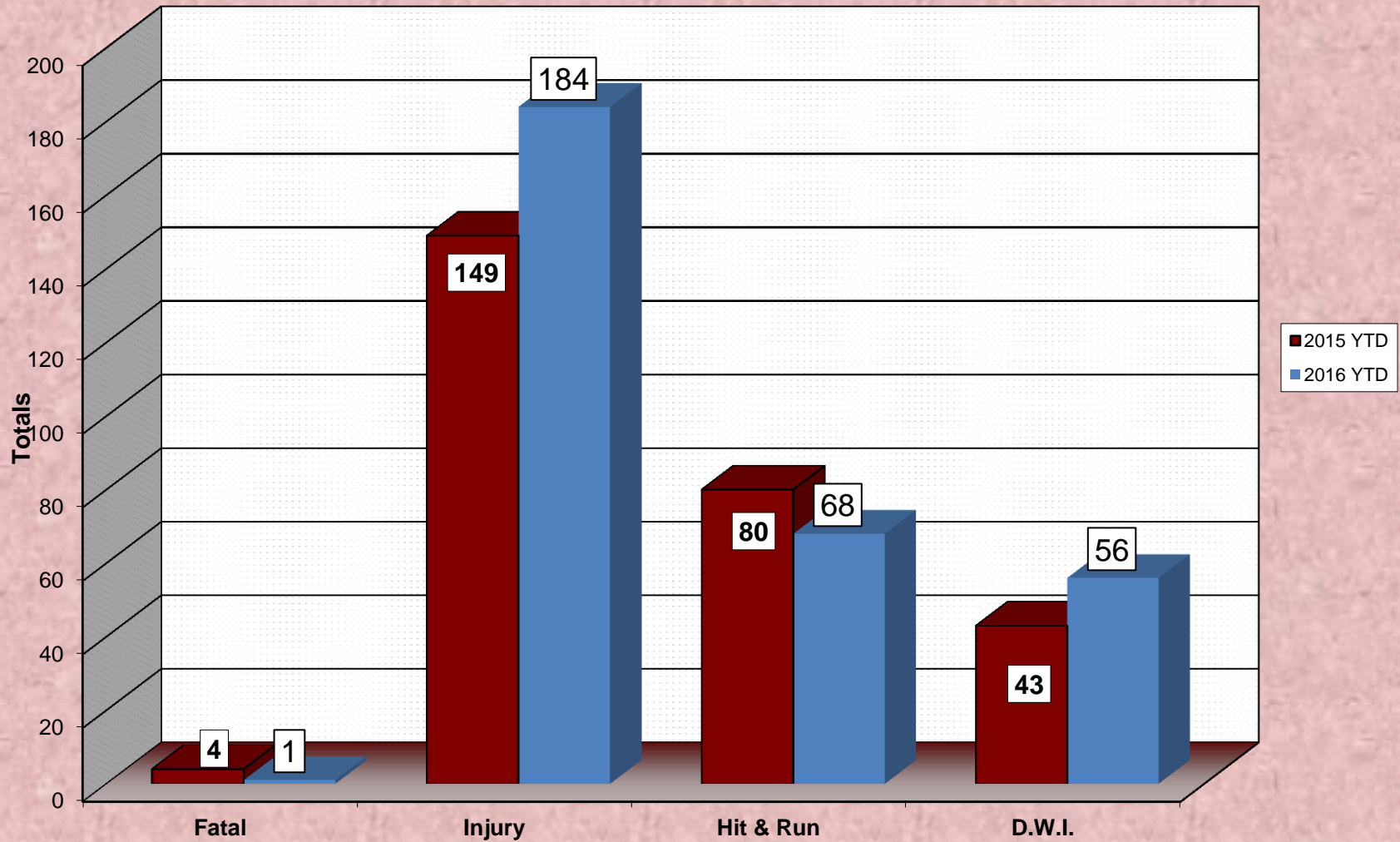
Accidents	Current Month	2016 YTD	2015 YTD	% Change YTD/YTD 2016 - 2015
Total Accidents	94	816	729	11.93%
Property Damage Only	72	641	575	11.48%
Fatal	0	1	4	-75.00%
Injury	22	184	149	23.49%
Hit & Run	8	68	80	-15.00%
D.W.I.	10	56	43	30.23%

Arrests	Current Month	2016 YTD	2015 YTD	% Change YTD/YTD 2016 - 2015
Adult Arrests	148	1701	1738	-2.13%
Juvenile Arrests	13	70	91	-23.08%
Total Arrests	161	1771	1829	-3.17%

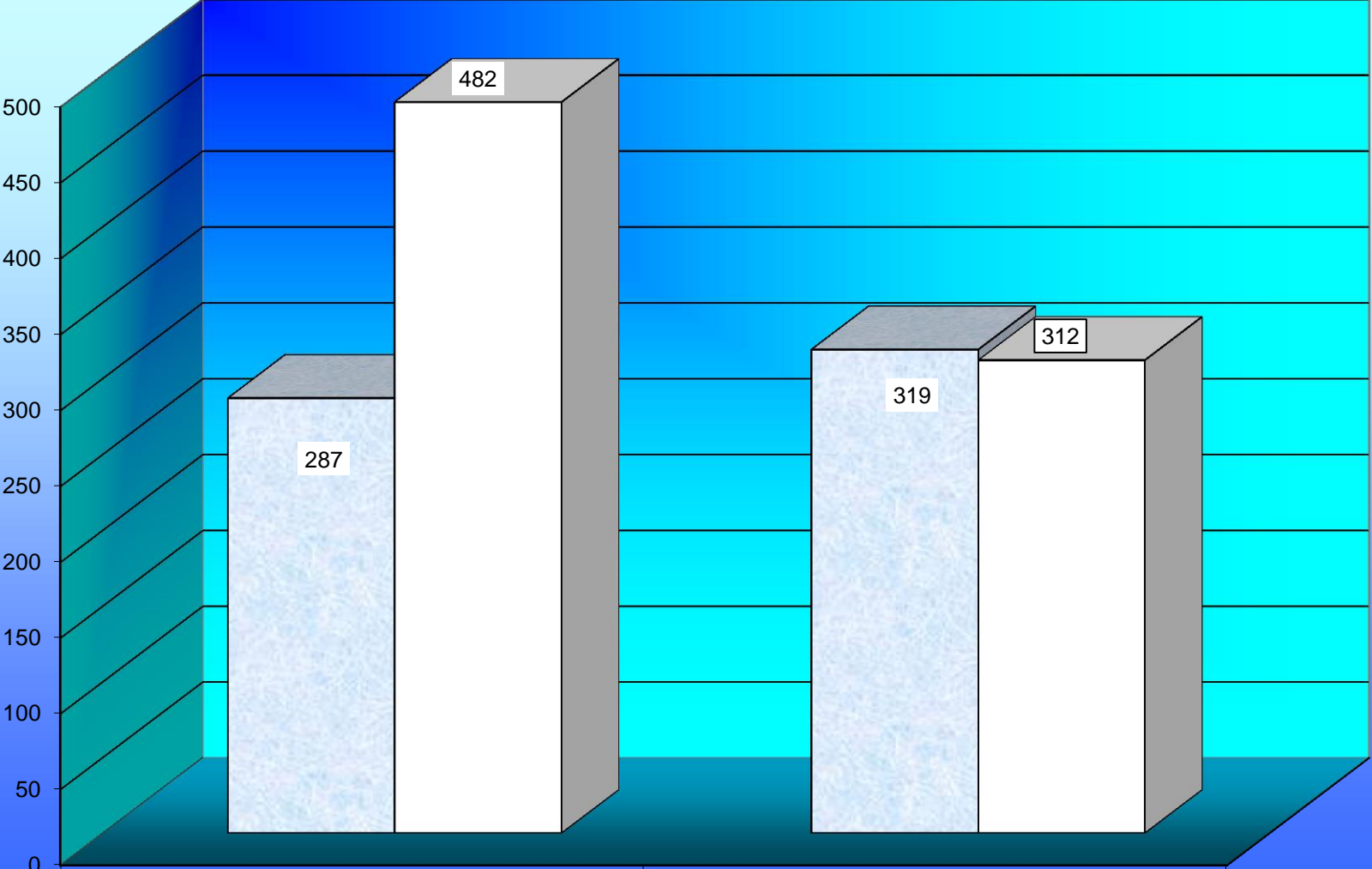
Citations	Current Month	2016 YTD	2015 YTD	% Change YTD/YTD 2016 - 2015
Total Citation Violations	318	3,336	4,054	-17.71%
D.W.I Violations	15	123	103	19.42%
Moving Violations	149	1,246	1,686	-26.10%
Non-Moving Violations	42	625	533	17.26%
Child Restraint Violations	1	6	9	-33.33%
Seat Belt Violations	1	103	175	-41.14%
All Other Violations	97	1,237	1,740	-28.91%
Parking Violations	56	698	566	23.32%

Department Actions	Current Month	2016 YTD	2015 YTD	% Change YTD/YTD 2016 - 2015
Pursuits	2	24	26	-7.69%
Use of Force	1	22	21	4.76%

ACCIDENT COMPARISON 2015 - 2016 Year to Date



VEHICLE THEFTS

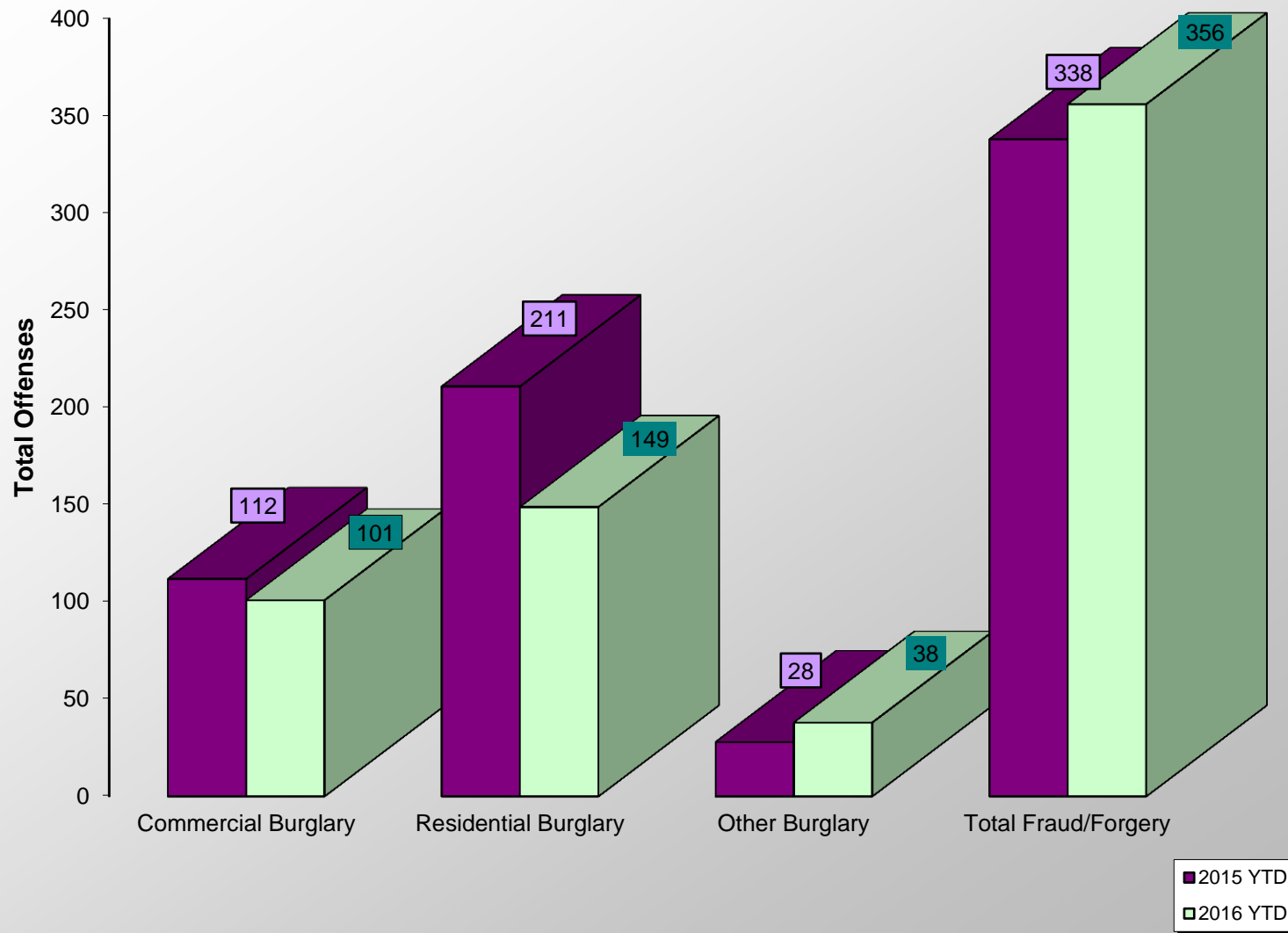


VEHICLE BURGLARY

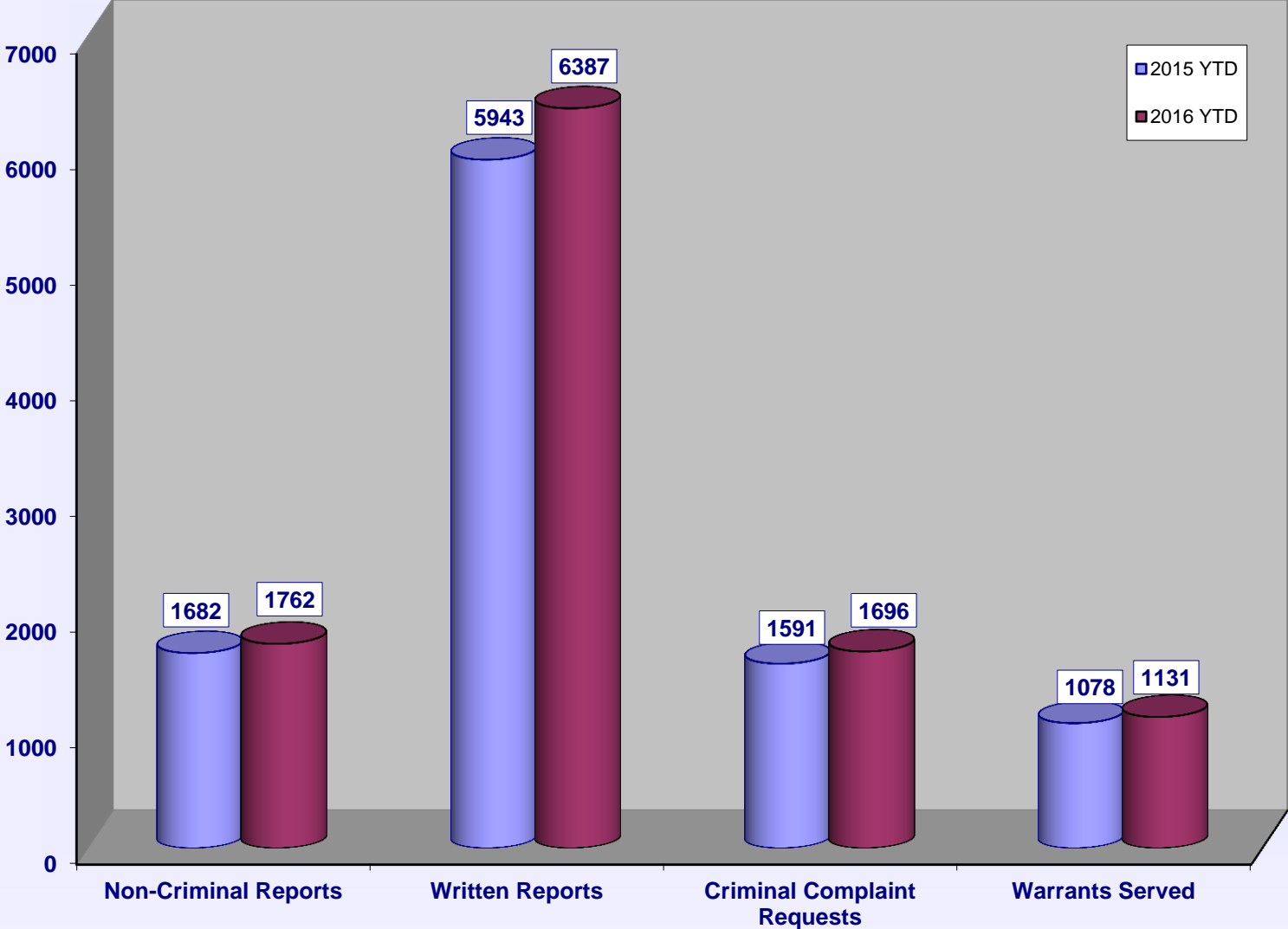
STOLEN VEHICLE

2015 YTD
2016 YTD

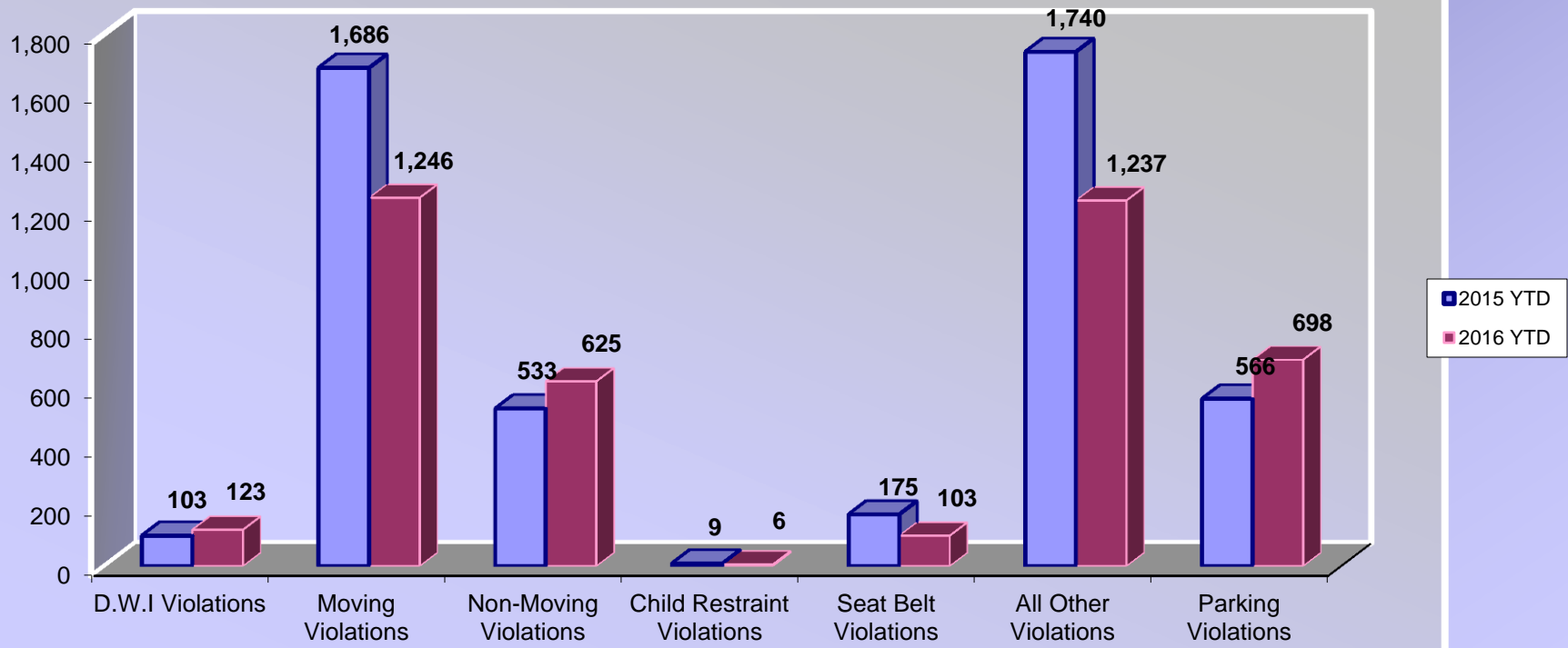
BURGLARIES 2015 - 2016 Year to Date



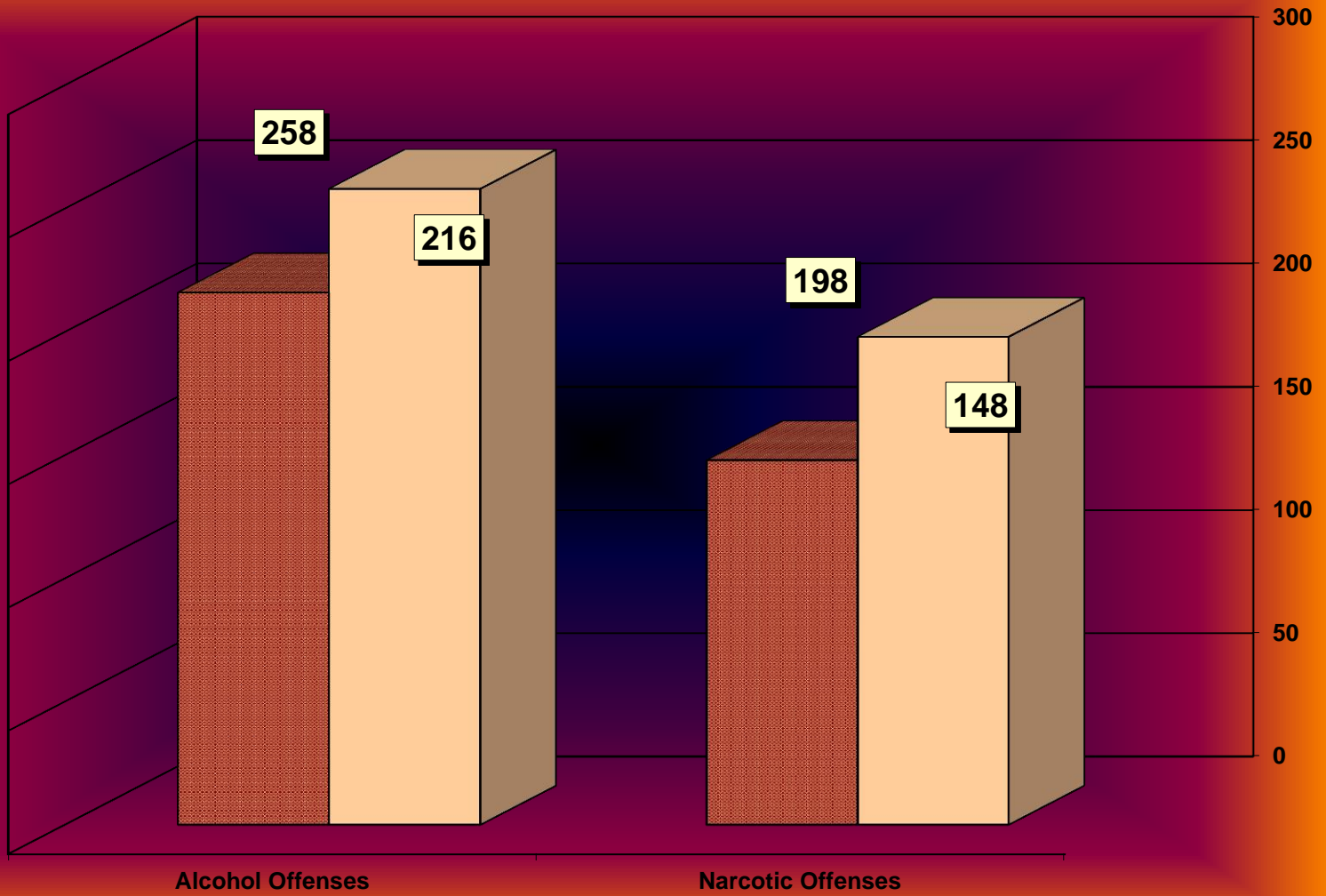
SERVICE & NON-SERVICE REQUESTS 2015 - 2016



TRAFFIC CITATIONS



NARCOTIC / ALCOHOL OFFENSES 2015 - 2016



□ 2015 YTD
■ 2016 YTD

Department Actions

