

MANTECA POLICE DEPARTMENT
MONTHLY CRIME STATISTICS REPORT
DECEMBER 2016

Part One Crime Offenses	Current Month	This Month Last Year	% Change Month/Month 2016- 2015	2016 Cleared Offenses YTD	2016 Clearance RATE YTD	2016 Offenses YTD	2015 Offenses YTD	% Change YTD/YTD 2016 - 2015	2015 Cleared Offenses YTD	2015 Clearance RATE YTD
Homicide	0	0	N/C	1	100%	1	5	-80.00%	2	40%
Rape/Unlawful Interc	1	1	0.00%	15	47%	32	18	77.78%	7	39%
Robbery	10	11	-9.09%	39	43%	91	82	10.98%	20	24%
Aggravated Assault	8	4	100.00%	40	45%	89	77	15.58%	34	44%
Commercial Burglary	3	9	-66.67%	15	14%	109	129	-15.50%	10	8%
Residential Burglary	6	20	-70.00%	15	9%	161	252	-36.11%	16	6%
Other Burglary	5	3	66.67%	1	2%	45	39	15.38%	1	3%
Auto Burglary	42	41	2.44%	16	3%	554	380	45.79%	4	1%
Grand Theft	6	8	-25.00%	16	11%	145	143	1.40%	9	6%
Vehicle Theft	25	34	-26.47%	40	11%	365	406	-10.10%	39	10%
Arson	0	0	N/C	2	15%	13	20	-35.00%	2	10%
All Other Felonies	35	33	6.06%	248	58%	427	453	-5.74%	326	72%
Total Felonies	141	164	-14.02%	448	22%	2032	2004	1.40%	470	23%
Total Burglaries	56	73	-23.29%	47	5%	869	800	8.63%	31	4%
Misdemeanor Offenses	Current Month	This Month Last Year	% Change Month/Month 2016 - 2015	2016 Cleared Offenses YTD	2016 Clearance RATE YTD	2016 Offenses YTD	2015 Offenses YTD	% Change YTD/YTD 2016 - 2015	2015 Cleared Offenses YTD	2015 Clearance RATE YTD
Misdemeanor Thefts	69	99	-30.30%	329	26%	1272	1113	14.29%	310	28%
All Other Misdemeanors	128	150	-14.67%	1397	69%	2035	1999	1.80%	1362	68%
Total Misdemeanors	197	249	-20.88%	1726	52%	3307	3112	6.27%	1672	54%
Miscellaneous Offenses	Current Month	This Month Last Year	% Change Month/Month 2016 - 2015	2016 Cleared Offenses YTD	2016 Clearance RATE YTD	2016 Offenses YTD	2015 Offenses YTD	% Change YTD/YTD 2016 - 2015	2015 Cleared Offenses YTD	2015 Clearance RATE YTD
Total Narcotic Offenses	13	16	-18.75%	170	94%	180	229	-21.40%	221	97%
Total Alcohol Offenses	18	19	-5.26%	246	98%	251	299	-16.05%	297	99%
Total Domestic Violence	20	38	-47.37%	319	90%	356	343	3.79%	313	91%
Total Fraud/Forgery	25	28	-10.71%	57	14%	404	398	1.51%	54	14%
Total Vehicle Abatements	0	1	-100.00%	9	129%	7	13	-46.15%	17	131%
	76	102	-25.49%	801	67%	1198	1282	-6.55%	902	70%
*N.C. - not calculable	*N/C - no change									
Chief _____										
						0				

MANTECA POLICE DEPARTMENT
MONTHLY CRIME STATISTICS REPORT
DECEMBER 2016

Non-Criminal Reports & Services	Current Month	2016 YTD	2015 YTD	% Change YTD/YTD 2016 - 2015
Non-Criminal Reports	149	2072	2039	1.62%
Service Requests	2967	38559	36923	4.43%
Written Reports	524	7446	7179	3.72%
Criminal Complaint Requests	168	2034	1915	6.21%
Warrants Served	91	1362	1206	12.94%

Property Value	Current Month	2016 YTD	2015 YTD	% Change YTD/YTD 2016 - 2015
Property Stolen	\$338,287.00	\$4,626,006.00	\$4,769,510.00	-3.01%
Property Recovered	\$120,022.00	\$2,071,151.00	\$2,049,639.00	1.05%
% Property Value Recovered	35.48%	44.77%	42.97%	4.18%

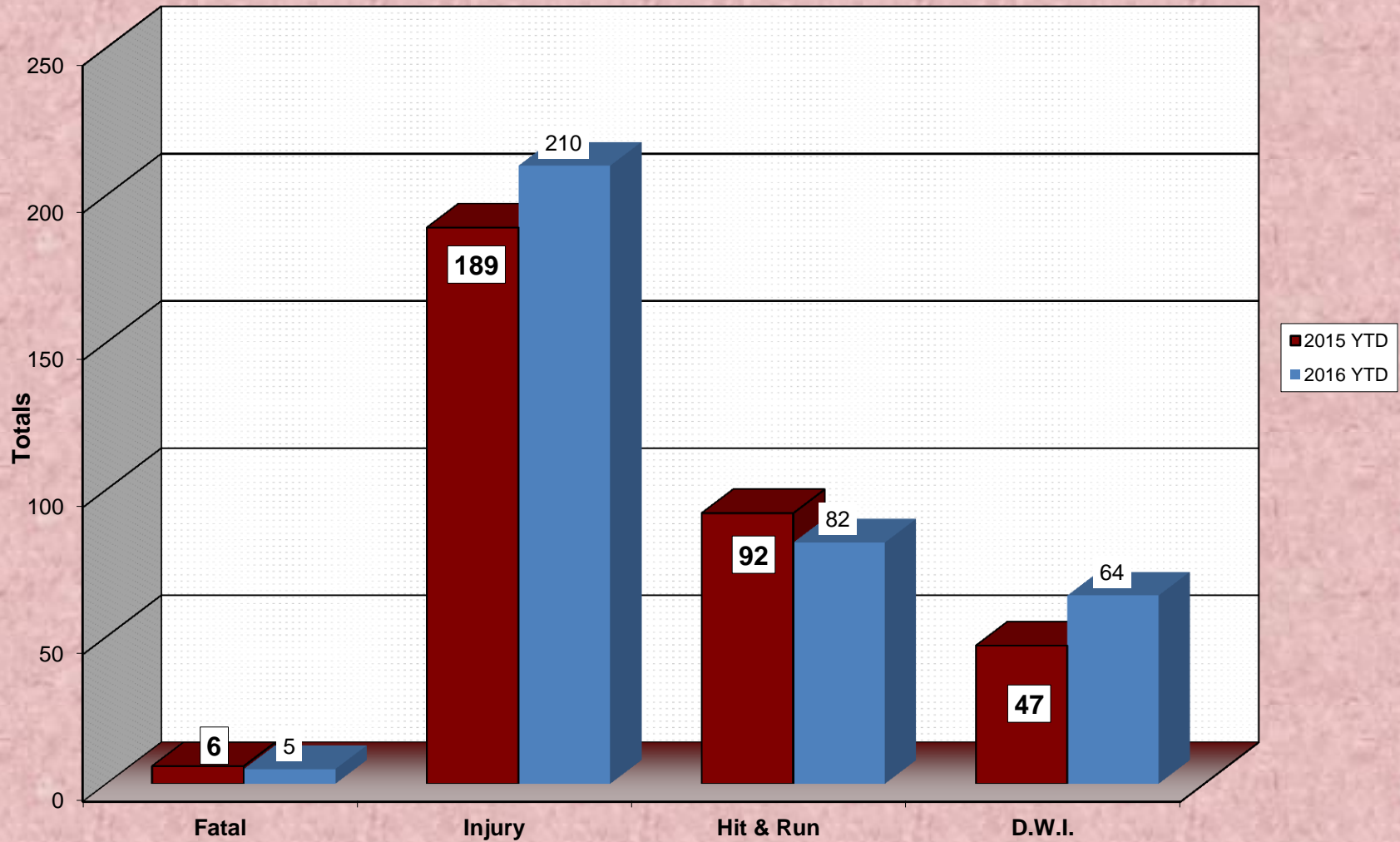
Accidents	Current Month	2016 YTD	2015 YTD	% Change YTD/YTD 2016 - 2015
Total Accidents	86	990	898	10.24%
Property Damage Only	75	785	702	11.82%
Fatal	1	5	6	-16.67%
Injury	10	210	189	11.11%
Hit & Run	7	82	92	-10.87%
D.W.I.	3	64	47	36.17%

Arrests	Current Month	2016 YTD	2015 YTD	% Change YTD/YTD 2016 - 2015
Adult Arrests	139	2007	2009	-0.10%
Juvenile Arrests	3	80	108	-25.93%
Total Arrests	142	2087	2117	-1.42%

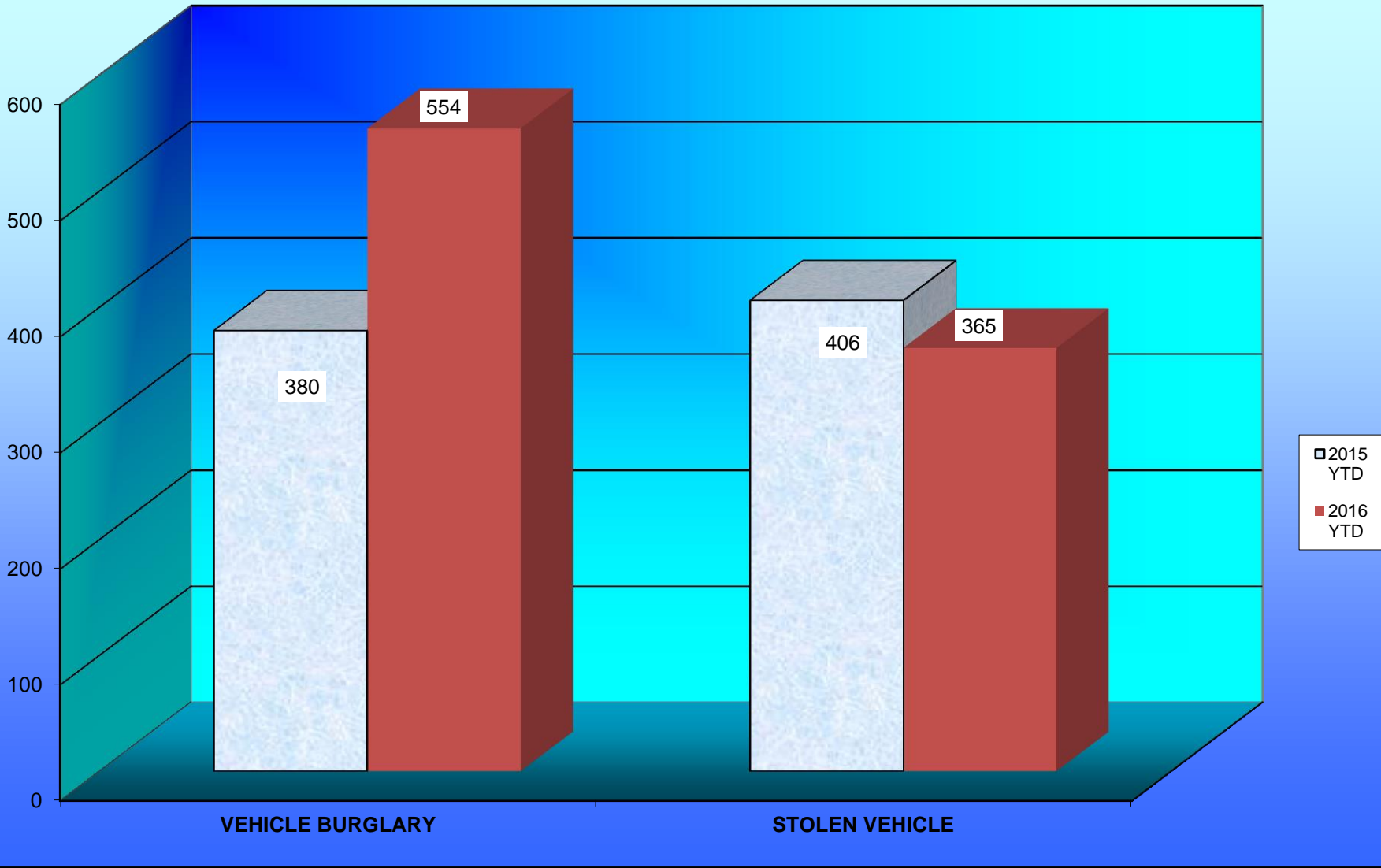
Citations	Current Month	2016 YTD	2015 YTD	% Change YTD/YTD 2016 - 2015
Total Citation Violations	259	3,887	4,657	-16.53%
D.W.I Violations	7	139	118	17.80%
Moving Violations	96	1,451	1,937	-25.09%
Non-Moving Violations	63	740	623	18.78%
Child Restraint Violations	0	7	9	-22.22%
Seat Belt Violations	0	105	189	-44.44%
All Other Violations	87	1,438	1,974	-27.15%
Parking Violations	59	827	673	22.88%

Department Actions	Current Month	2016 YTD	2015 YTD	% Change YTD/YTD 2016 - 2015
Pursuits	1	28	26	7.69%
Use of Force	3	25	23	8.70%

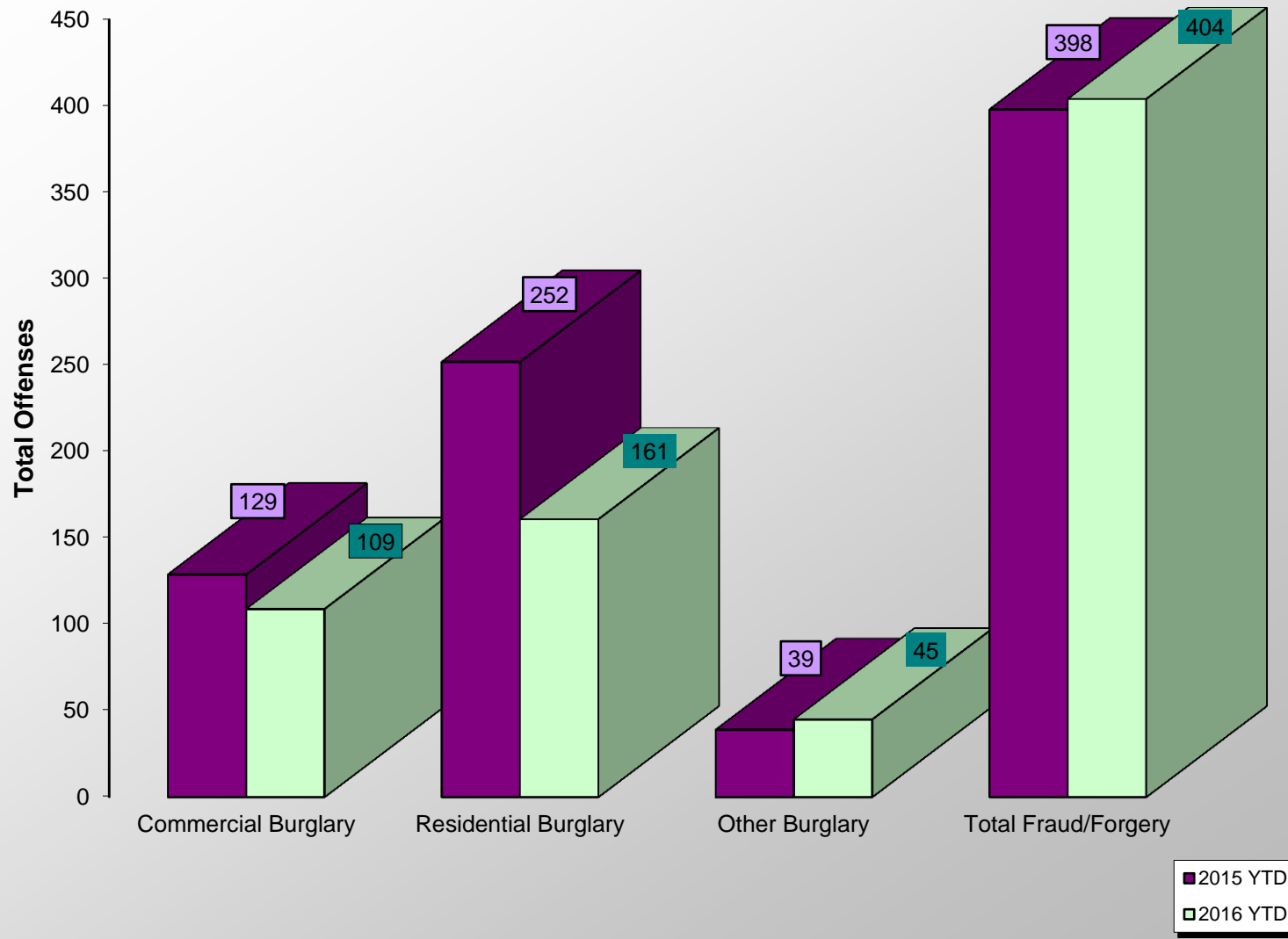
ACCIDENT COMPARISON 2015 - 2016 Year to Date



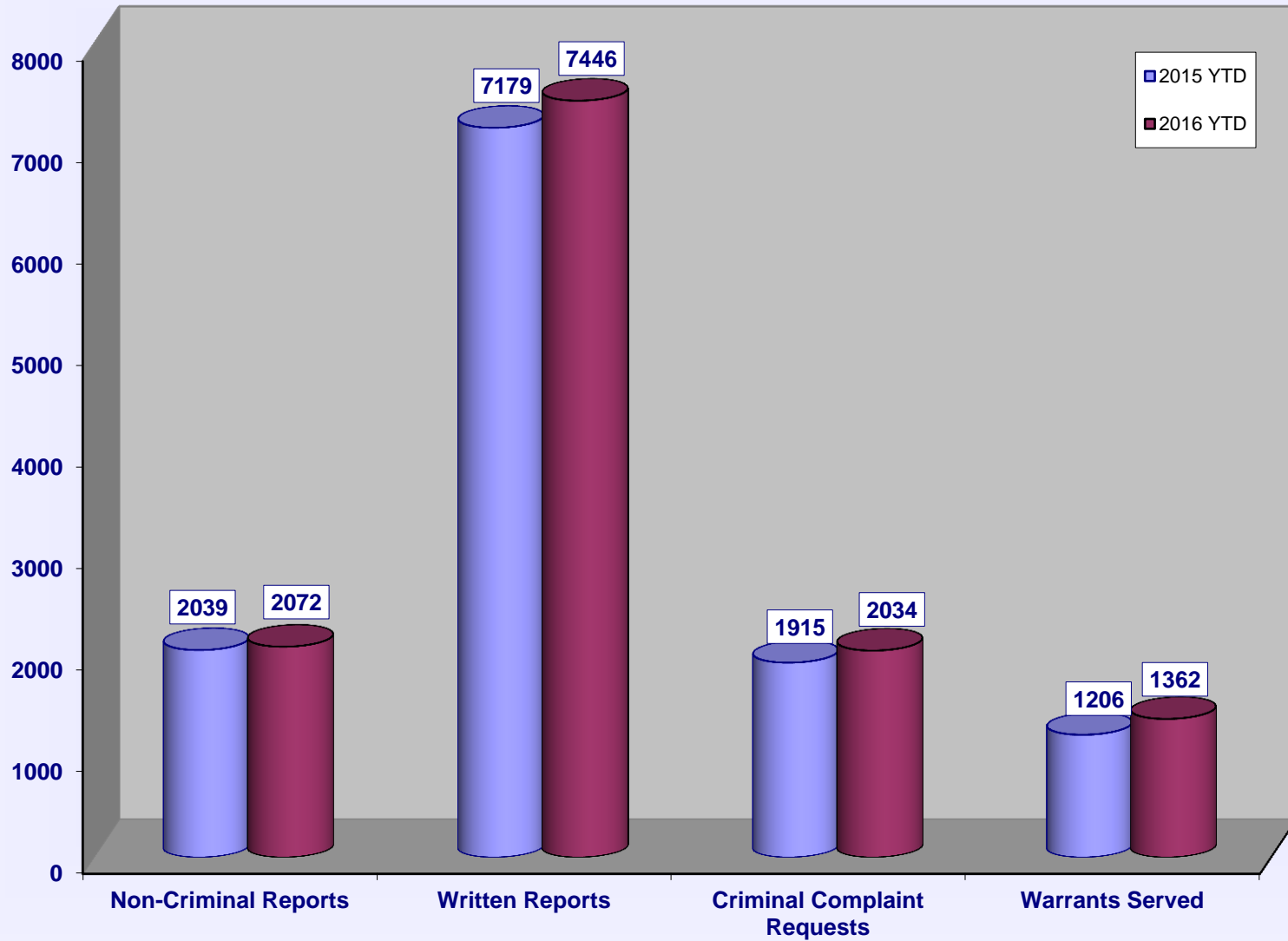
VEHICLE THEFTS



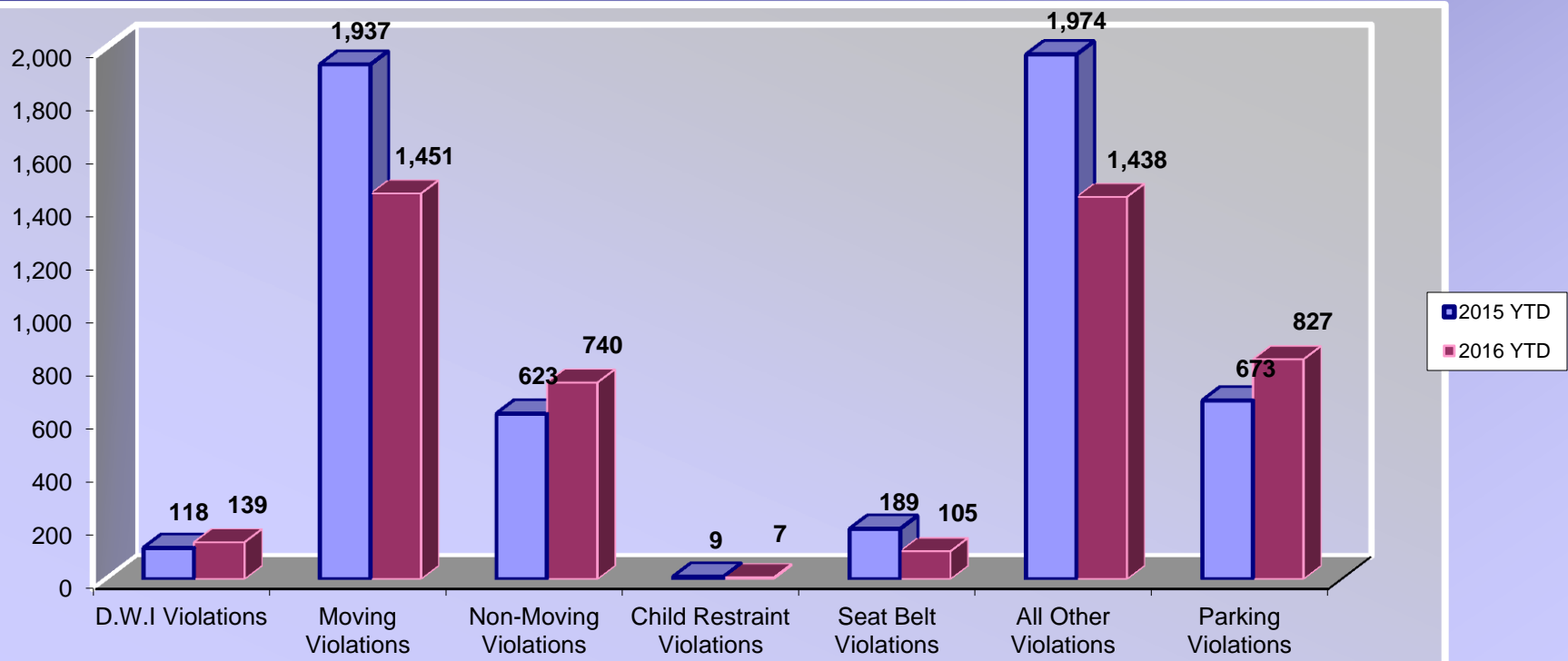
BURGLARIES 2015 - 2016 Year to Date



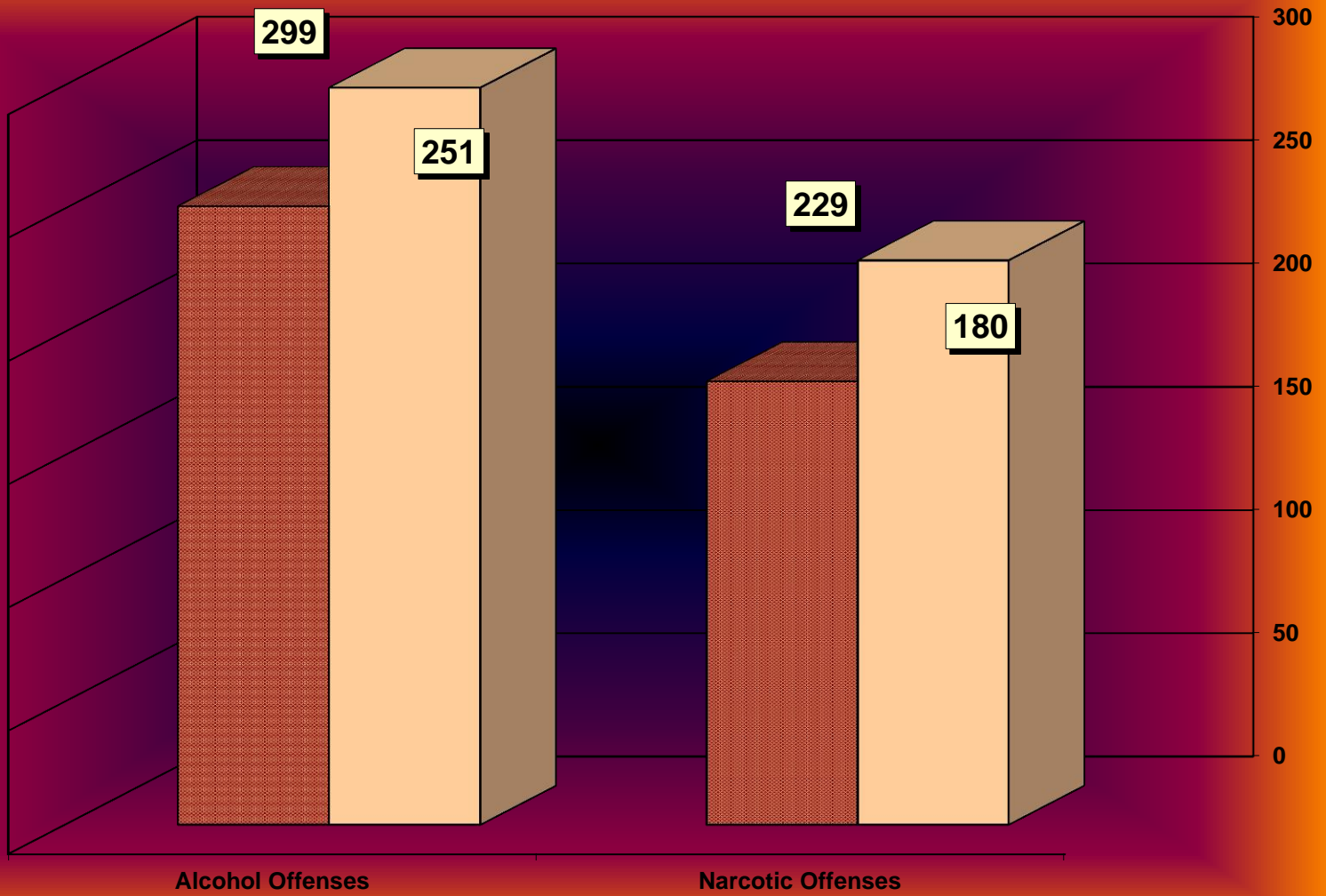
SERVICE & NON-SERVICE REQUESTS 2015 - 2016



TRAFFIC CITATIONS



NARCOTIC / ALCOHOL OFFENSES 2015 - 2016



□ 2015 YTD
■ 2016 YTD

Department Actions

