

MANTECA POLICE DEPARTMENT
MONTHLY CRIME STATISTICS REPORT
JANUARY 2017

Part One Crime Offenses	Current Month	This Month Last Year	% Change Month/Month 2017- 2016	2017 Cleared Offenses YTD	2017 Clearance RATE YTD	2017 Offenses YTD	2016 Offenses YTD	% Change YTD/YTD 2017 - 2016	2016 Cleared Offenses YTD	2016 Clearance RATE YTD
Homicide	2	0	N.C.	0	0%	2	0	N.C.	0	N.C.
Rape/Unlawful Interc	0	0	N/C	0	N/C	0	0	N/C	0	N/C
Robbery	8	16	-50.00%	2	25%	8	16	-50.00%	3	19%
Aggravated Assault	2	7	-71.43%	3	150%	2	7	-71.43%	1	14%
Commercial Burglary	9	9	0.00%	2	22%	9	9	0.00%	1	11%
Residential Burglary	15	26	-42.31%	2	13%	15	26	-42.31%	2	8%
Other Burglary	2	3	-33.33%	0	0%	2	3	-33.33%	0	0%
Auto Burglary	45	69	-34.78%	0	0%	45	69	-34.78%	2	3%
Grand Theft	21	19	10.53%	1	5%	21	19	10.53%	3	16%
Vehicle Theft	31	42	-26.19%	2	6%	31	42	-26.19%	3	7%
Arson	0	2	-100.00%	0	N.C.	0	2	-100.00%	0	0%
All Other Felonies	22	37	-40.54%	15	68%	22	37	-40.54%	23	62%
Total Felonies	157	230	-31.74%	27	17%	157	230	-31.74%	38	17%
Total Burglaries	71	107	-33.64%	4	6%	71	107	-33.64%	5	5%
Misdemeanor Offenses	Current Month	This Month Last Year	% Change Month/Month 2017 - 2016	2017 Cleared Offenses YTD	2017 Clearance RATE YTD	2017 Offenses YTD	2016 Offenses YTD	% Change YTD/YTD 2017 - 2016	2016 Cleared Offenses YTD	2016 Clearance RATE YTD
Misdemeanor Thefts	71	131	-45.80%	9	13%	71	131	-45.80%	36	27%
All Other Misdemeanors	132	173	-23.70%	118	89%	132	173	-23.70%	110	64%
Total Misdemeanors	203	304	-33.22%	127	63%	203	304	-33.22%	146	48%
Miscellaneous Offenses	Current Month	This Month Last Year	% Change Month/Month 2017 - 2016	2017 Cleared Offenses YTD	2017 Clearance RATE YTD	2017 Offenses YTD	2016 Offenses YTD	% Change YTD/YTD 2017 - 2016	2016 Cleared Offenses YTD	2016 Clearance RATE YTD
Total Narcotic Offenses	11	13	-15.38%	10	91%	11	13	-15.38%	13	100%
Total Alcohol Offenses	20	27	-25.93%	21	105%	20	27	-25.93%	26	96%
Total Domestic Violence	17	22	-22.73%	32	188%	17	22	-22.73%	21	95%
Total Fraud/Forgery	30	44	-31.82%	5	17%	30	44	-31.82%	7	16%
Total Vehicle Abatements	0	2	-100.00%	0	N.C.	0	2	-100.00%	2	100%
	78	108	-27.78%	68	87%	78	108	-27.78%	69	64%
*N.C. - not calculable	*N/C - no change									
Chief _____										
						0				

MANTECA POLICE DEPARTMENT
MONTHLY CRIME STATISTICS REPORT
JANUARY 2017

Non-Criminal Reports & Services	Current Month	2017 YTD	2016 YTD	% Change YTD/YTD 2017 - 2016
Non-Criminal Reports	160	160	181	-11.60%
Service Requests	2924	2924	3066	-4.63%
Written Reports	532	532	716	-25.70%
Criminal Complaint Requests	104	104	150	-30.67%
Warrants Served	113	113	92	22.83%

Property Value	Current Month	2017 YTD	2016 YTD	% Change YTD/YTD 2017 - 2016
Property Stolen	\$437,046.00	\$437,731.00	\$655,148.00	-33.19%
Property Recovered	\$103,894.00	\$134,794.00	\$208,118.00	-35.23%
% Property Value Recovered	23.77%	30.79%	31.77%	-3.06%

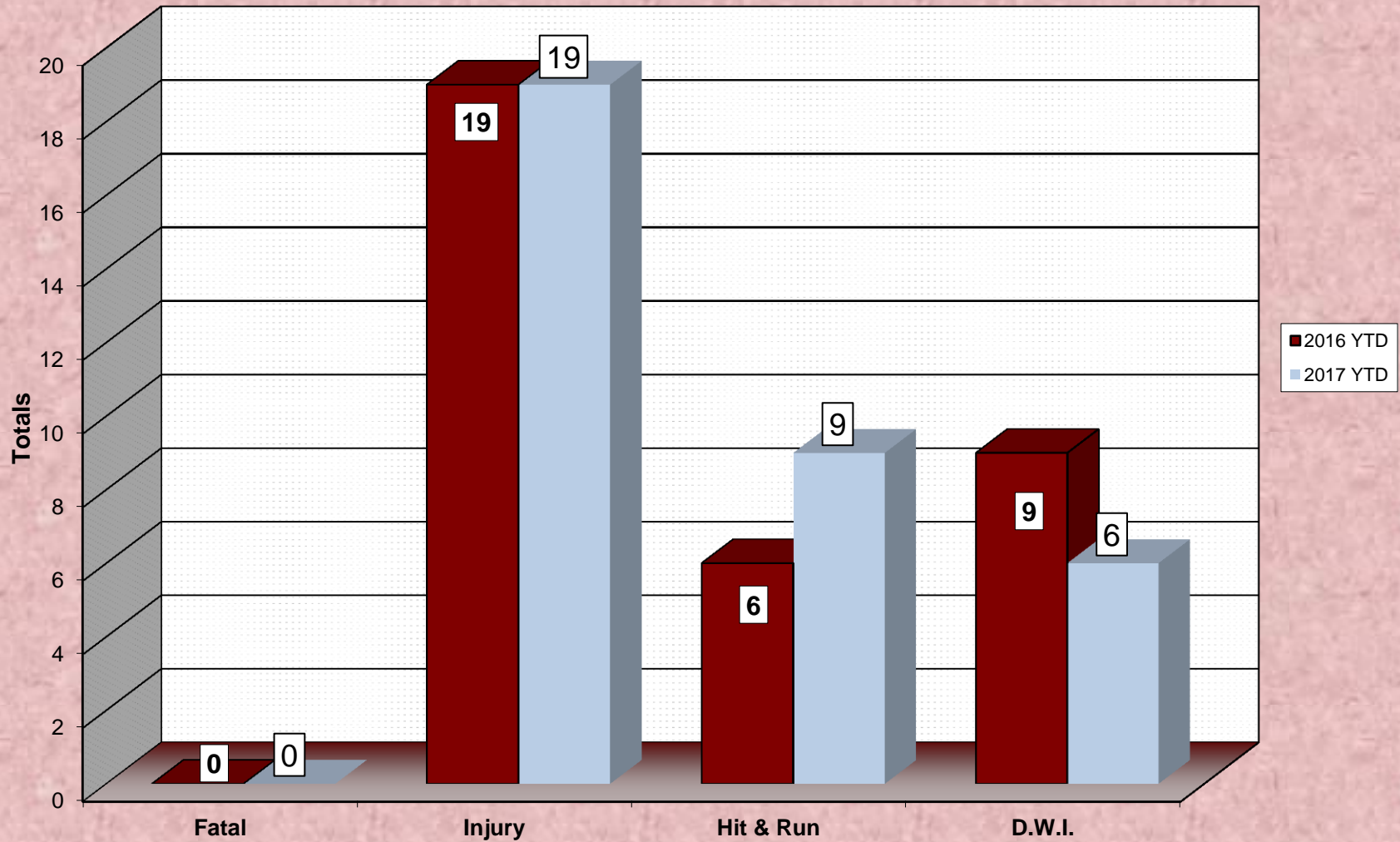
Accidents	Current Month	2017 YTD	2016 YTD	% Change YTD/YTD 2017 - 2016
Total Accidents	86	86	67	28.36%
Property Damage Only	67	67	48	39.58%
Fatal	0	0	0	N/C
Injury	19	19	19	0.00%
Hit & Run	9	9	6	50.00%
D.W.I.	6	6	9	-33.33%

Arrests	Current Month	2017 YTD	2016 YTD	% Change YTD/YTD 2017 - 2016
Adult Arrests	141	141	186	-24.19%
Juvenile Arrests	5	5	8	-37.50%
Total Arrests	146	146	194	-24.74%

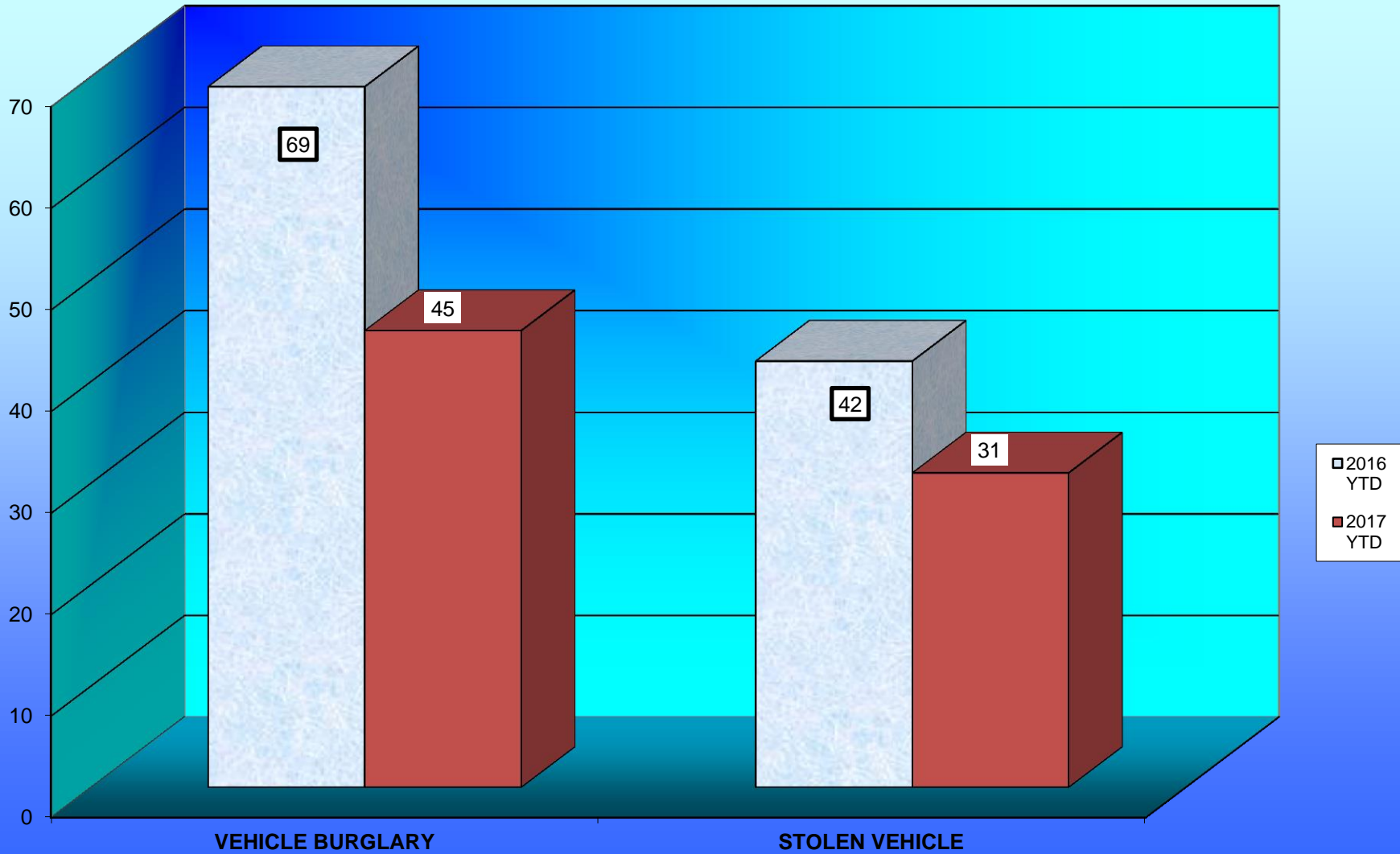
Citations	Current Month	2017 YTD	2016 YTD	% Change YTD/YTD 2016 - 2015
Total Citation Violations	153	153	304	-49.67%
D.W.I Violations	14	14	16	-12.50%
Moving Violations	34	34	84	-59.52%
Non-Moving Violations	35	35	62	-43.55%
Child Restraint Violations	0	0	1	-100.00%
Seat Belt Violations	0	0	1	-100.00%
All Other Violations	58	58	127	-54.33%
Parking Violations	32	32	40	-20.00%

Department Actions	Current Month	2017 YTD	2016 YTD	% Change YTD/YTD 2017 - 2016
Pursuits	2	2	3	-33.33%
Use of Force	1	1	5	-80.00%

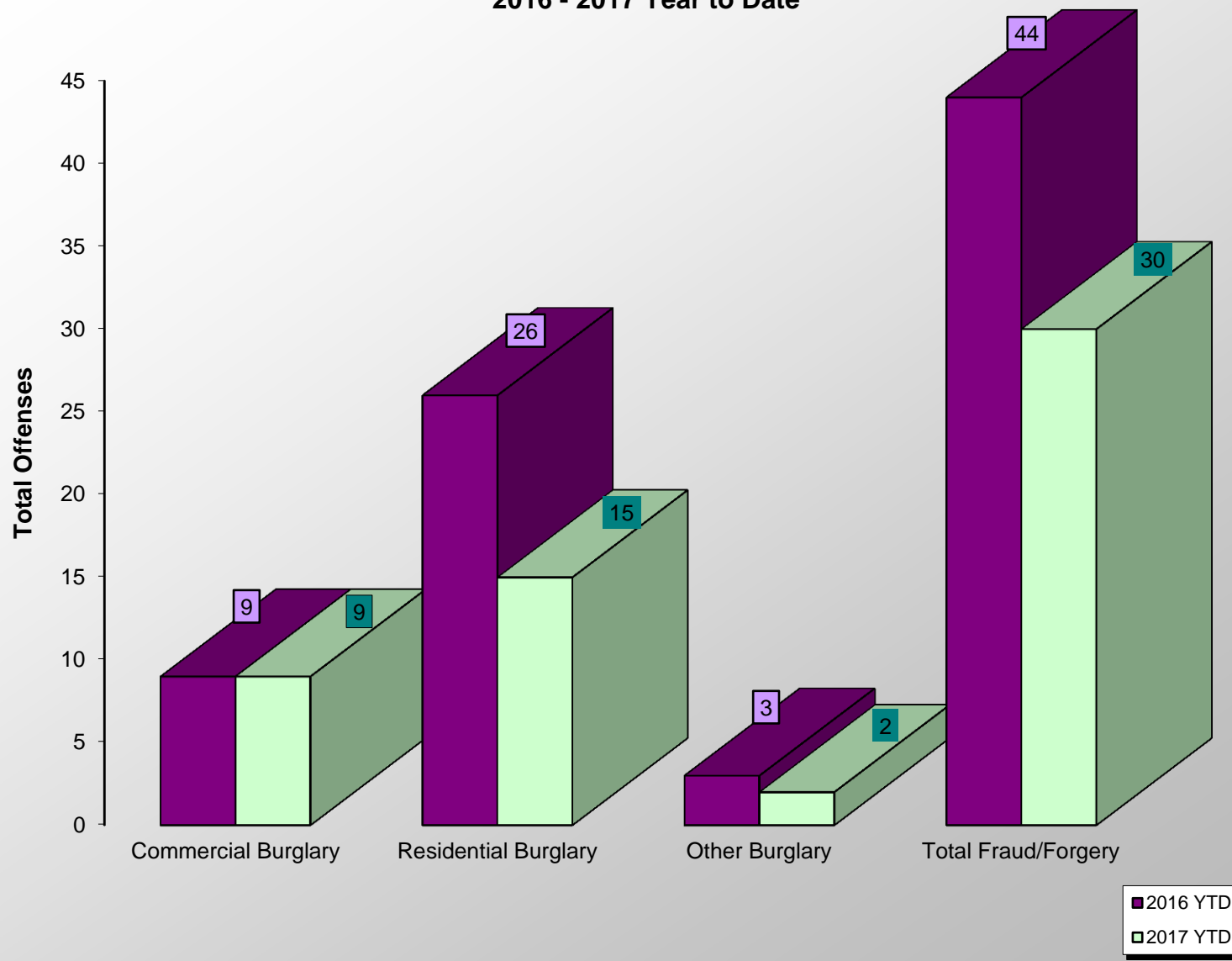
ACCIDENT COMPARISON 2016 - 2017 Year to Date



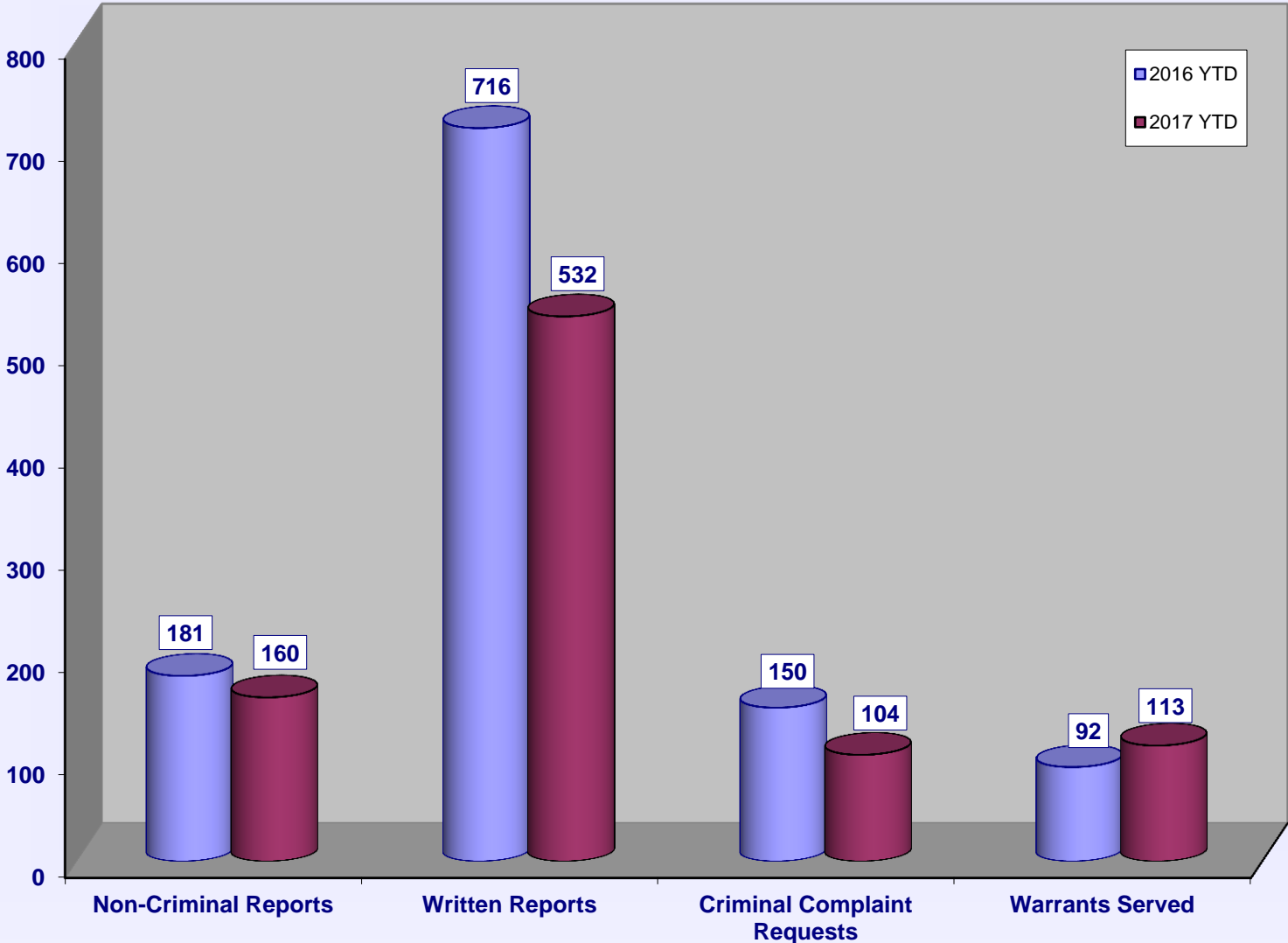
VEHICLE THEFTS



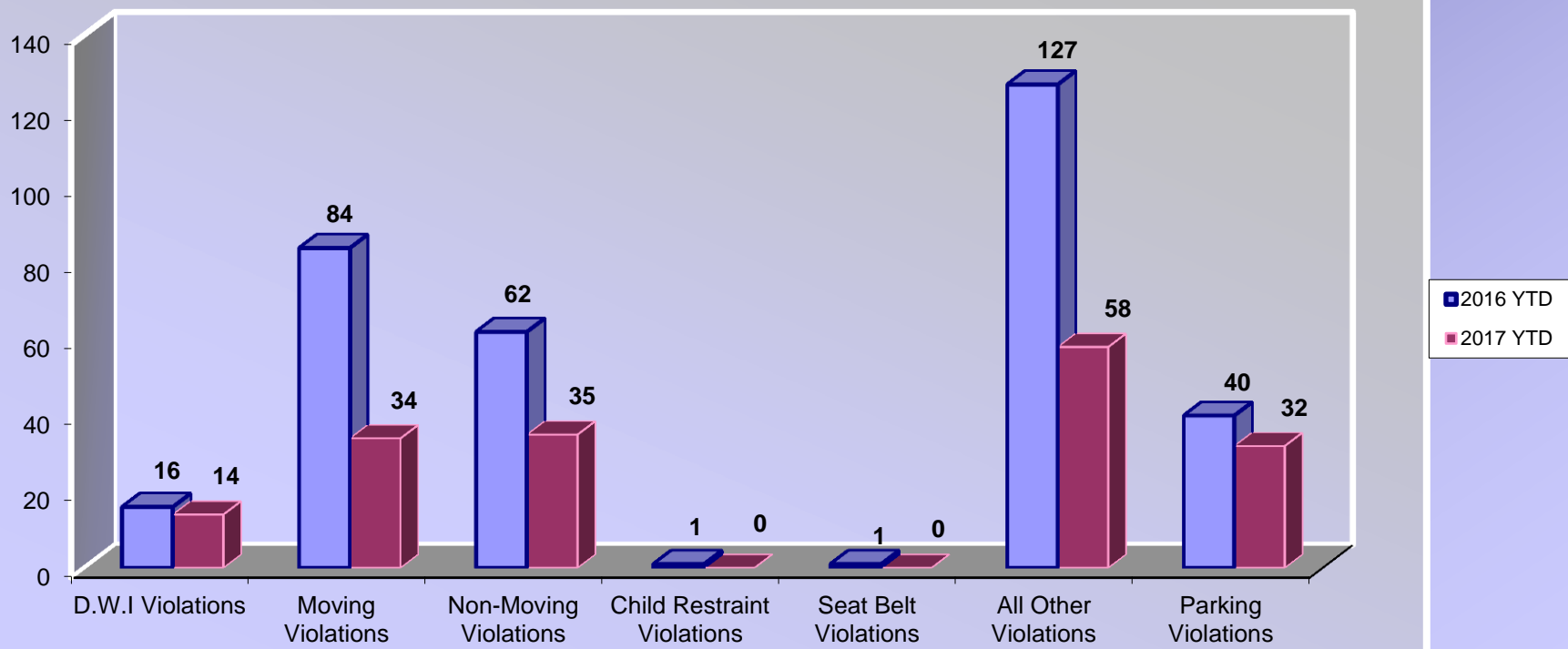
BURGLARIES 2016 - 2017 Year to Date



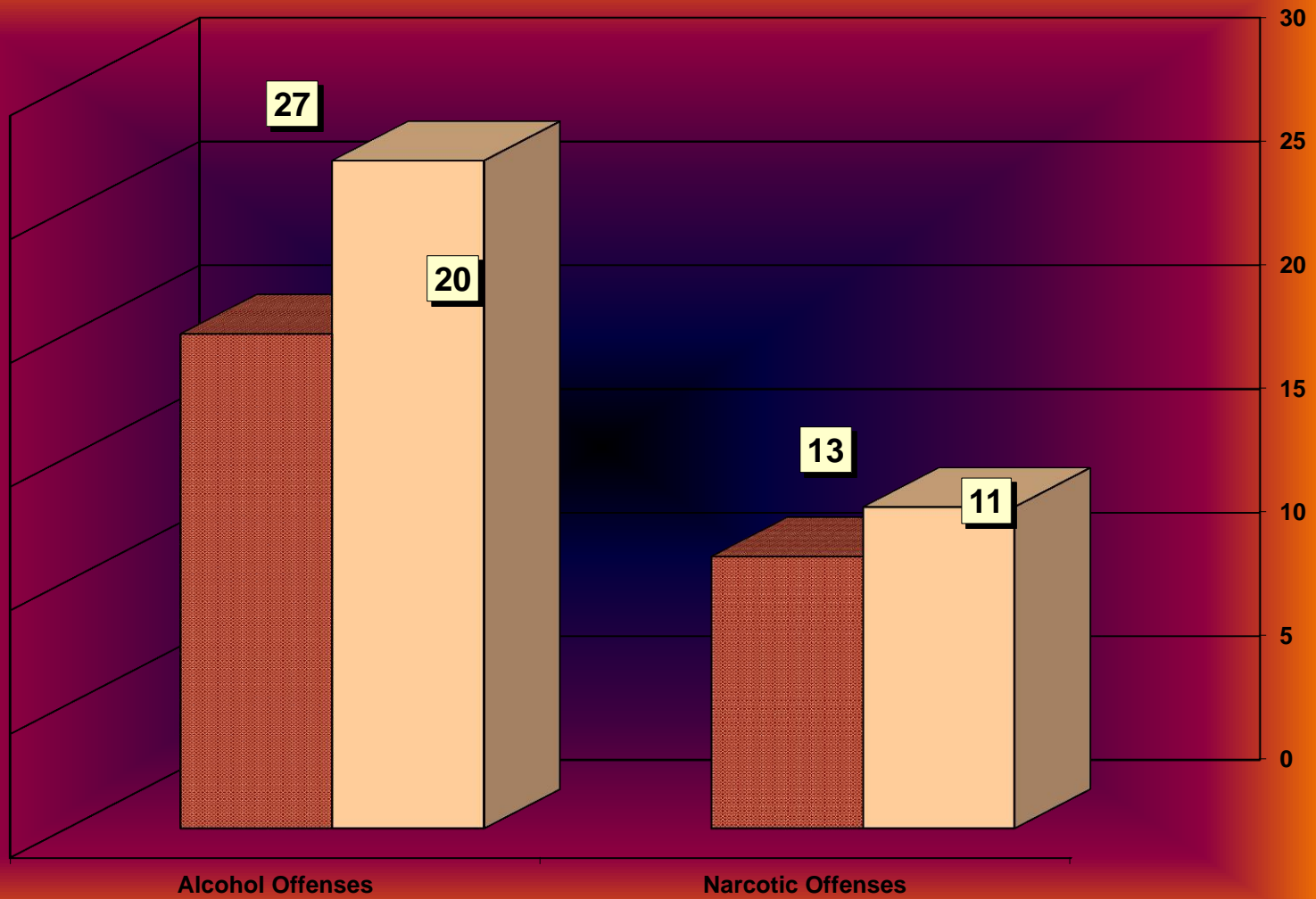
SERVICE & NON-SERVICE REQUESTS 2016 - 2017



TRAFFIC CITATIONS 2016-2017



NARCOTIC / ALCOHOL OFFENSES 2016 - 2017



□ 2016 YTD
■ 2017 YTD

Department Actions

