

MANTECA POLICE DEPARTMENT
MONTHLY CRIME STATISTICS REPORT
FEBRUARY 2017

Part One Crime Offenses	Current Month	This Month Last Year	% Change Month/Month 2017- 2016	2017 Cleared Offenses YTD	2017 Clearance RATE YTD	2017 Offenses YTD	2016 Offenses YTD	% Change YTD/YTD 2017 - 2016	2016 Cleared Offenses YTD	2016 Clearance RATE YTD
Homicide	0	1	-100.00%	0	0%	2	1	100.00%	0	0%
Rape/Unlawful Interc	2	2	0.00%	0	0%	2	2	0.00%	0	0%
Robbery	11	7	57.14%	4	21%	19	23	-17.39%	10	43%
Aggravated Assault	9	6	50.00%	9	82%	11	13	-15.38%	4	31%
Commercial Burglary	8	21	-61.90%	3	18%	17	30	-43.33%	2	7%
Residential Burglary	19	14	35.71%	3	9%	34	40	-15.00%	2	5%
Other Burglary	5	1	400.00%	0	0%	7	4	75.00%	0	0%
Auto Burglary	51	38	34.21%	1	1%	96	107	-10.28%	2	2%
Grand Theft	13	14	-7.14%	2	6%	34	33	3.03%	4	12%
Vehicle Theft	23	37	-37.84%	4	7%	54	79	-31.65%	9	11%
Arson	0	0	N/C	0	N/C	0	2	-100.00%	0	0%
All Other Felonies	29	31	-6.45%	35	69%	51	68	-25.00%	39	57%
Total Felonies	170	172	-1.16%	61	19%	327	402	-18.66%	72	18%
Total Burglaries	83	74	12.16%	7	5%	154	181	-14.92%	6	3%
Misdemeanor Offenses	Current Month	This Month Last Year	% Change Month/Month 2017 - 2016	2017 Cleared Offenses YTD	2017 Clearance RATE YTD	2017 Offenses YTD	2016 Offenses YTD	% Change YTD/YTD 2017 - 2016	2016 Cleared Offenses YTD	2016 Clearance RATE YTD
Misdemeanor Thefts	51	137	-62.77%	14	11%	122	268	-54.48%	74	28%
All Other Misdemeanors	110	203	-45.81%	194	80%	242	376	-35.64%	241	64%
Total Misdemeanors	161	340	-52.65%	208	57%	364	644	-43.48%	315	49%
Miscellaneous Offenses	Current Month	This Month Last Year	% Change Month/Month 2017 - 2016	2017 Cleared Offenses YTD	2017 Clearance RATE YTD	2017 Offenses YTD	2016 Offenses YTD	% Change YTD/YTD 2017 - 2016	2016 Cleared Offenses YTD	2016 Clearance RATE YTD
Total Narcotic Offenses	11	15	-26.67%	21	95%	22	28	-21.43%	26	93%
Total Alcohol Offenses	12	33	-63.64%	33	103%	32	60	-46.67%	59	98%
Total Domestic Violence	23	30	-23.33%	50	125%	40	52	-23.08%	49	94%
Total Fraud/Forgery	14	46	-69.57%	6	14%	44	90	-51.11%	15	17%
Total Vehicle Abatements	0	1	-100.00%	0	N/C	0	3	-100.00%	3	100%
	60	125	-52.00%	110	80%	138	233	-40.77%	152	65%
*N.C. - not calculable	*N/C - no change									
Chief _____										
						0				

MANTECA POLICE DEPARTMENT
MONTHLY CRIME STATISTICS REPORT
FEBRUARY 2017

Non-Criminal Reports & Services	Current Month	2017 YTD	2016 YTD	% Change YTD/YTD 2017 - 2016
Non-Criminal Reports	182	342	363	-5.79%
Service Requests	2746	5670	6248	-9.25%
Written Reports	529	1061	1411	-24.81%
Criminal Complaint Requests	114	218	335	-34.93%
Warrants Served	114	227	185	22.70%

Property Value	Current Month	2017 YTD	2016 YTD	% Change YTD/YTD 2017 - 2016
Property Stolen	\$503,643.00	\$941,374.00	\$1,018,330.00	-7.56%
Property Recovered	\$212,558.00	\$347,352.00	\$363,264.00	-4.38%
% Property Value Recovered	42.20%	36.90%	35.67%	3.44%

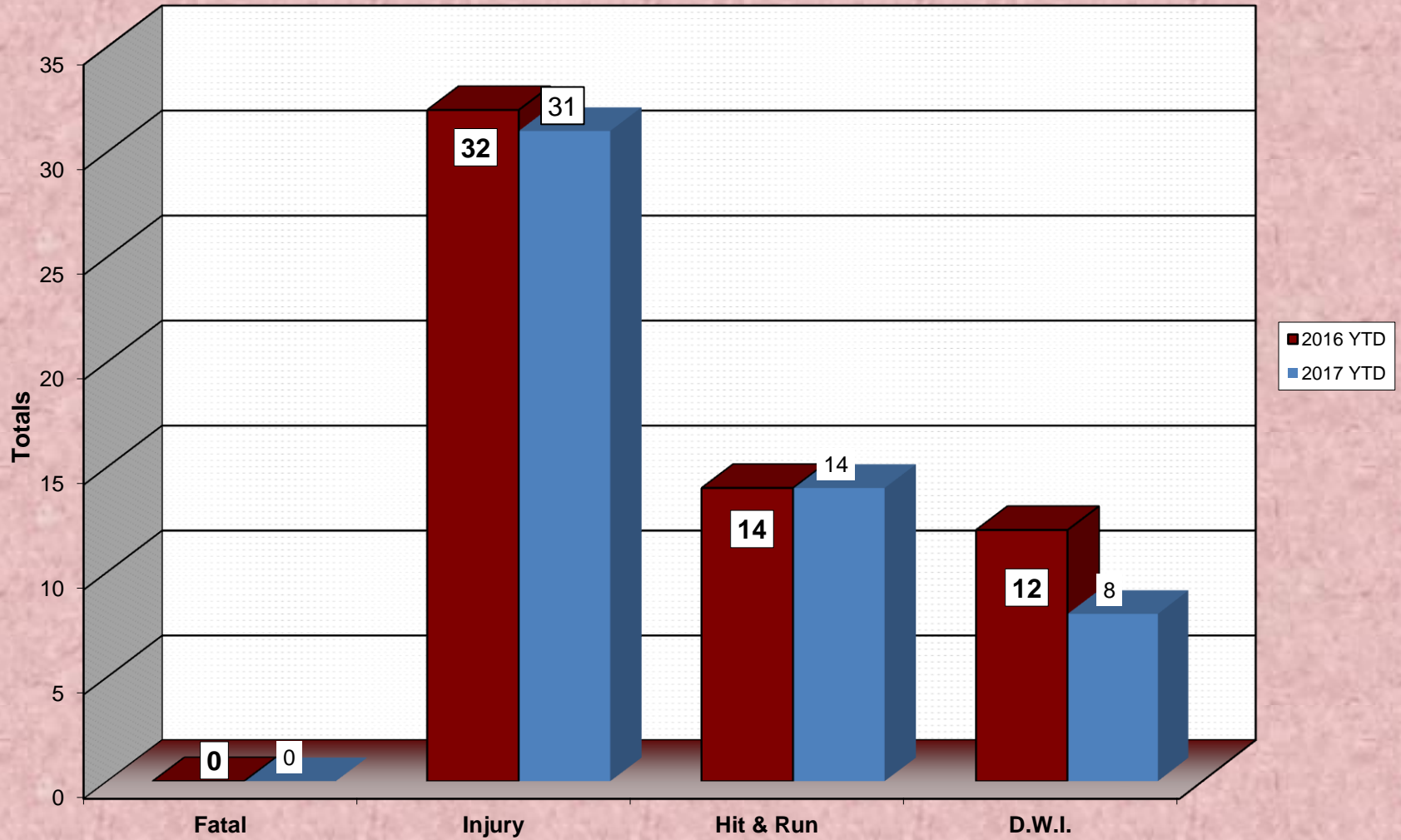
Accidents	Current Month	2017 YTD	2016 YTD	% Change YTD/YTD 2017 - 2016
Total Accidents	68	154	142	8.45%
Property Damage Only	56	123	110	11.82%
Fatal	0	0	0	#DIV/0!
Injury	12	31	32	-3.13%
Hit & Run	5	14	14	0.00%
D.W.I.	2	8	12	-33.33%

Arrests	Current Month	2017 YTD	2016 YTD	% Change YTD/YTD 2017 - 2016
Adult Arrests	129	270	370	-27.03%
Juvenile Arrests	7	12	16	-25.00%
Total Arrests	136	282	386	-26.94%

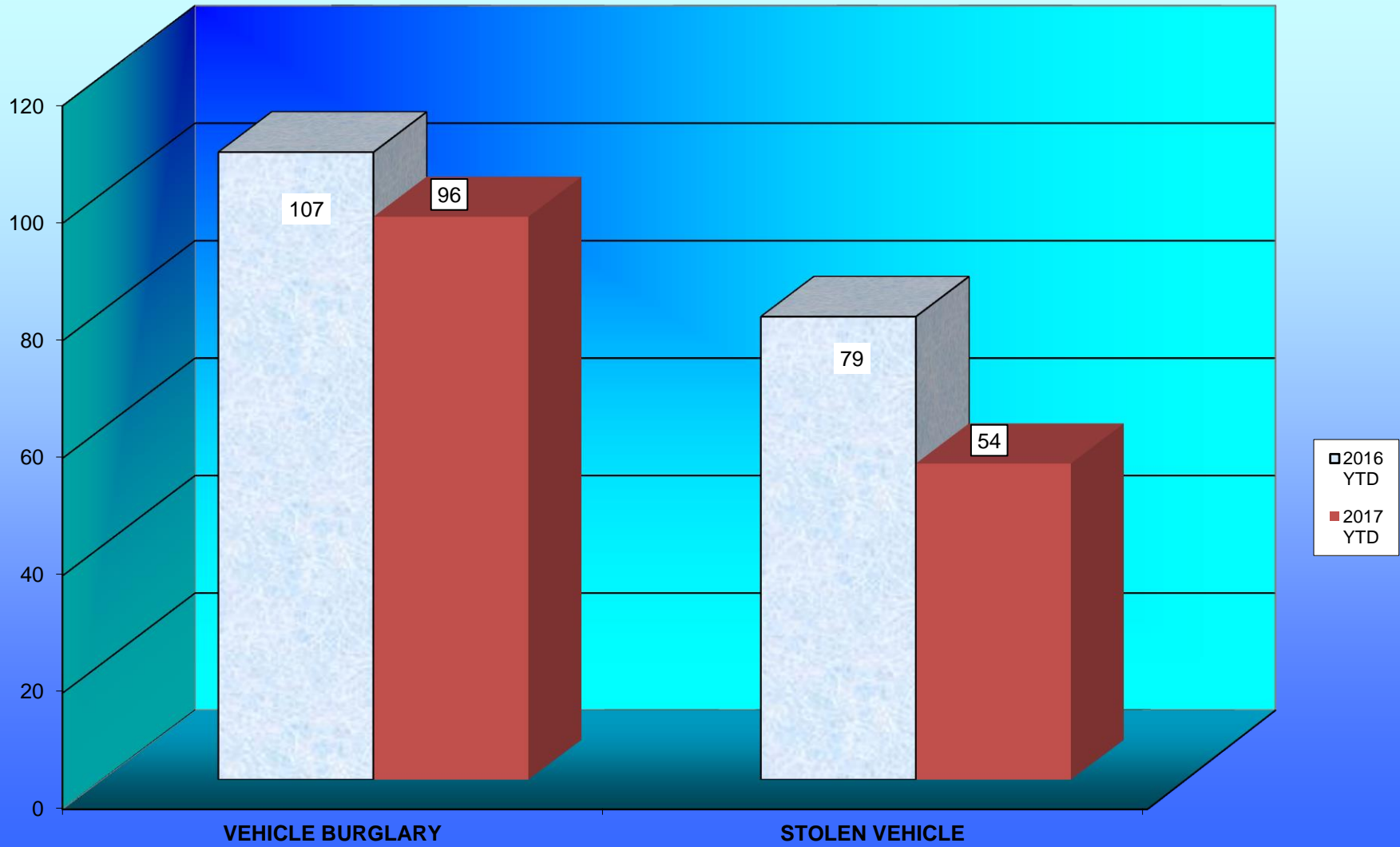
Citations	Current Month	2017 YTD	2016 YTD	% Change YTD/YTD 2016 - 2015
Total Citation Violations	200	353	633	-44.23%
D.W.I Violations	6	20	32	-37.50%
Moving Violations	56	90	186	-51.61%
Non-Moving Violations	61	96	123	-21.95%
Child Restraint Violations	0	0	1	-100.00%
Seat Belt Violations	0	0	9	-100.00%
All Other Violations	71	129	259	-50.19%
Parking Violations	51	83	77	7.79%

Department Actions	Current Month	2017 YTD	2016 YTD	% Change YTD/YTD 2017 - 2016
Pursuits	2	4	5	-20.00%
Use of Force	0	1	7	-85.71%

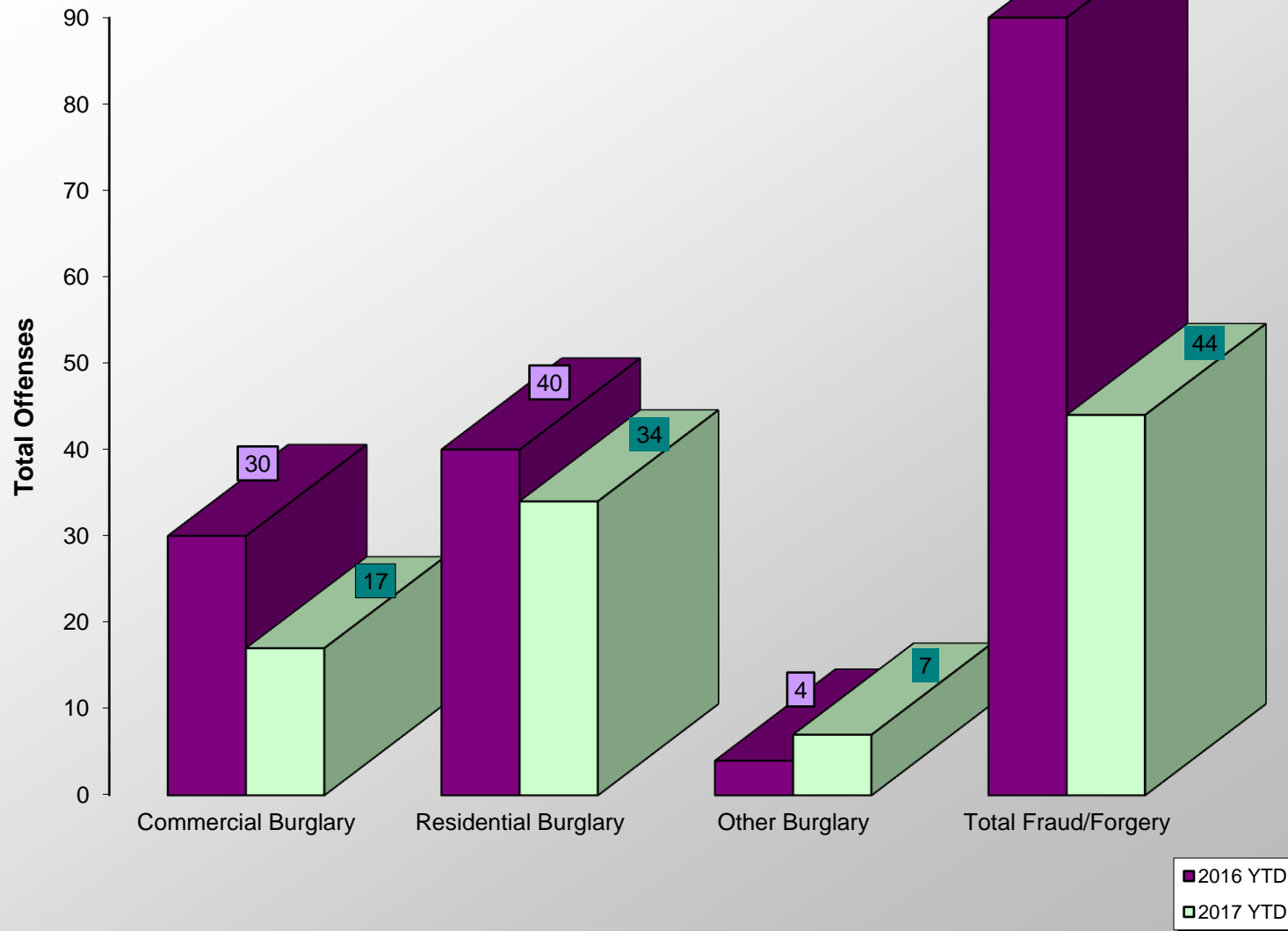
ACCIDENT COMPARISON 2016 - 2017 Year to Date



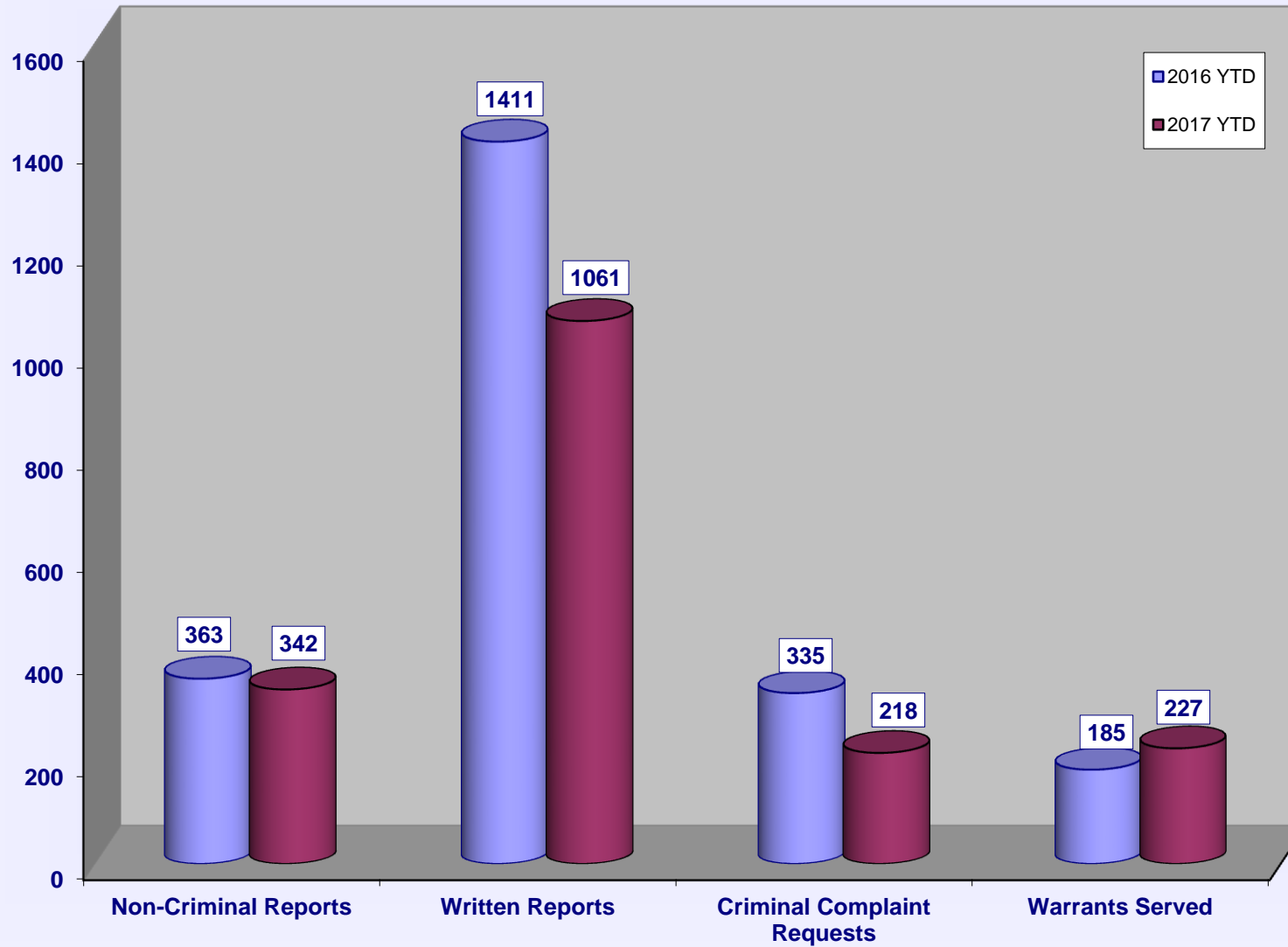
VEHICLE THEFTS



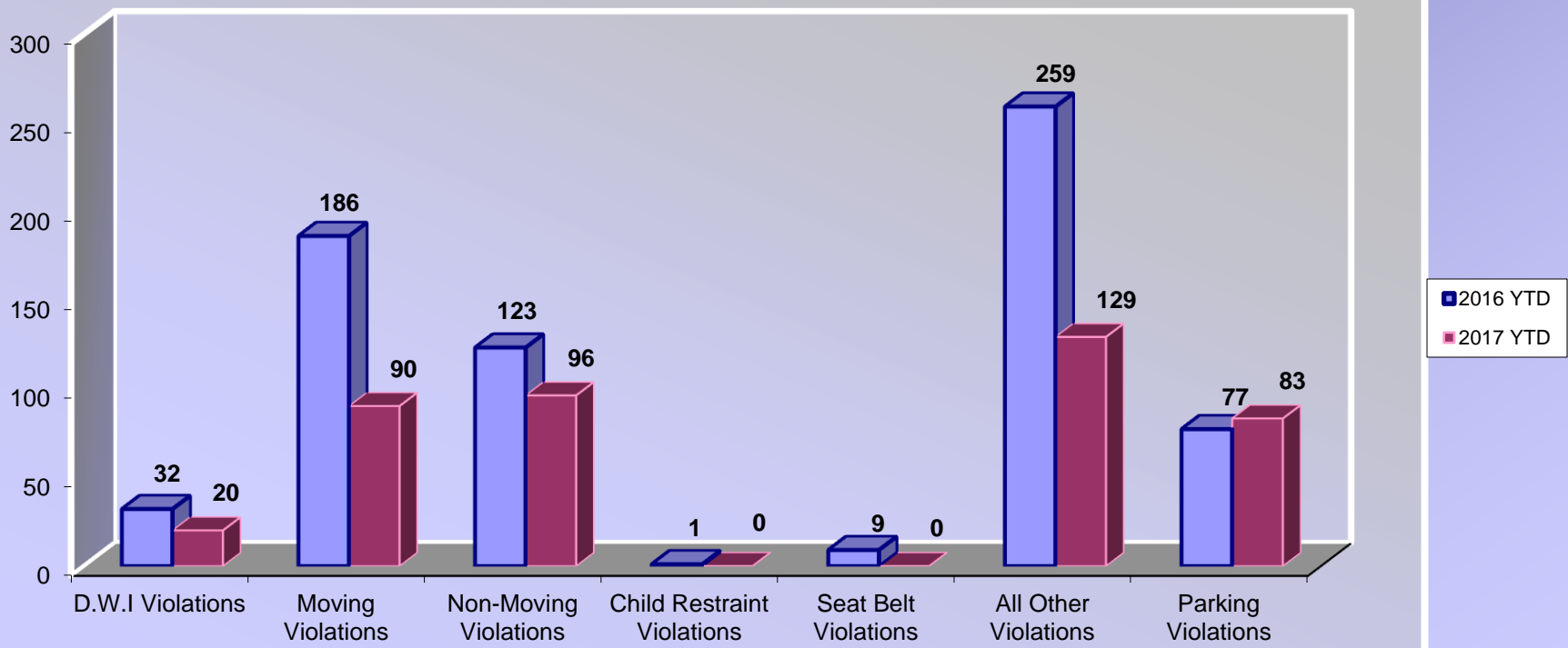
BURGLARIES 2016 - 2017 Year to Date



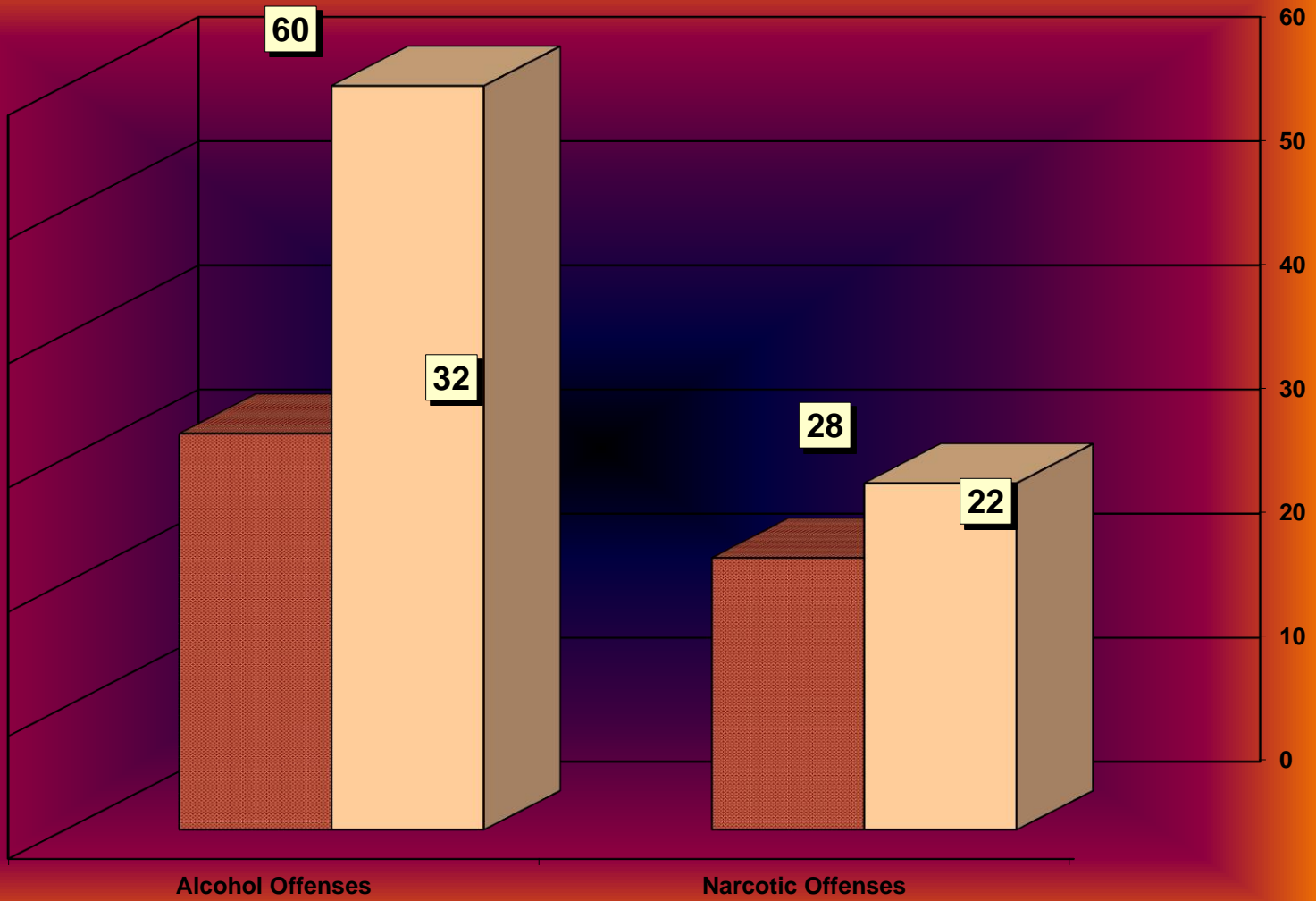
SERVICE & NON-SERVICE REQUESTS 2016 - 2017



TRAFFIC CITATIONS 2016-2017



NARCOTIC / ALCOHOL OFFENSES 2016 - 2017



□ 2016 YTD
■ 2017 YTD

Department Actions

