

MANTECA POLICE DEPARTMENT
MONTHLY CRIME STATISTICS REPORT
APRIL 2017

Part One Crime Offenses	Current Month	This Month Last Year	% Change Month/Month 2017- 2016	2017 Cleared Offenses YTD	2017 Clearance RATE YTD	2017 Offenses YTD	2016 Offenses YTD	% Change YTD/YTD 2017 - 2016	2016 Cleared Offenses YTD	2016 Clearance RATE YTD
Homicide	0	0	N/C	0	0%	2	1	100.00%	0	0%
Rape/Unlawful Interc	2	3	-33.33%	0	0%	4	10	-60.00%	3	30%
Robbery	8	6	33.33%	8	24%	33	36	-8.33%	15	42%
Aggravated Assault	8	9	-11.11%	19	63%	30	25	20.00%	11	44%
Commercial Burglary	15	7	114.29%	3	8%	36	49	-26.53%	4	8%
Residential Burglary	14	17	-17.65%	4	7%	61	75	-18.67%	6	8%
Other Burglary	0	7	-100.00%	1	9%	11	17	-35.29%	0	0%
Auto Burglary	40	49	-18.37%	2	1%	180	215	-16.28%	4	2%
Grand Theft	13	10	30.00%	6	10%	60	52	15.38%	6	12%
Vehicle Theft	28	22	27.27%	9	9%	105	131	-19.85%	14	11%
Arson	0	4	-100.00%	0	0%	5	7	-28.57%	2	29%
All Other Felonies	30	35	-14.29%	78	68%	114	135	-15.56%	84	62%
Total Felonies	158	169	-6.51%	130	20%	641	753	-14.87%	149	20%
Total Burglaries	69	80	-13.75%	10	3%	288	356	-19.10%	14	4%
Misdemeanor Offenses	Current Month	This Month Last Year	% Change Month/Month 2017 - 2016	2017 Cleared Offenses YTD	2017 Clearance RATE YTD	2017 Offenses YTD	2016 Offenses YTD	% Change YTD/YTD 2017 - 2016	2016 Cleared Offenses YTD	2016 Clearance RATE YTD
Misdemeanor Thefts	66	109	-39.45%	49	20%	250	472	-47.03%	126	27%
All Other Misdemeanors	175	181	-3.31%	424	70%	602	723	-16.74%	484	67%
Total Misdemeanors	241	290	-16.90%	473	56%	852	1195	-28.70%	610	51%
Miscellaneous Offenses	Current Month	This Month Last Year	% Change Month/Month 2017 - 2016	2017 Cleared Offenses YTD	2017 Clearance RATE YTD	2017 Offenses YTD	2016 Offenses YTD	% Change YTD/YTD 2017 - 2016	2016 Cleared Offenses YTD	2016 Clearance RATE YTD
Total Narcotic Offenses	3	20	-85.00%	37	100%	37	67	-44.78%	62	93%
Total Alcohol Offenses	19	22	-13.64%	70	100%	70	98	-28.57%	98	100%
Total Domestic Violence	28	27	3.70%	87	96%	91	109	-16.51%	102	94%
Total Fraud/Forgery	21	39	-46.15%	9	9%	96	169	-43.20%	26	15%
Total Vehicle Abatements	0	1	-100.00%	0	N/C	0	5	-100.00%	5	100%
	71	109	-34.86%	203	69%	294	448	-34.38%	293	65%
*N.C. - not calculable	*N/C - no change									
Chief _____										
						0				

MANTECA POLICE DEPARTMENT
MONTHLY CRIME STATISTICS REPORT
APRIL 2017

Non-Criminal Reports & Services	Current Month	2017 YTD	2016 YTD	% Change YTD/YTD 2017 - 2016
Non-Criminal Reports	209	745	717	3.91%
Service Requests	3608	12731	12694	0.29%
Written Reports	624	2294	2667	-13.99%
Criminal Complaint Requests	141	505	683	-26.06%
Warrants Served	124	489	398	22.86%

Property Value	Current Month	2017 YTD	2016 YTD	% Change YTD/YTD 2017 - 2016
Property Stolen	\$321,968.00	\$1,731,078.00	\$1,758,604.00	-1.57%
Property Recovered	\$189,943.00	\$701,824.00	\$793,231.00	-11.52%
% Property Value Recovered	58.99%	40.54%	45.11%	-10.12%

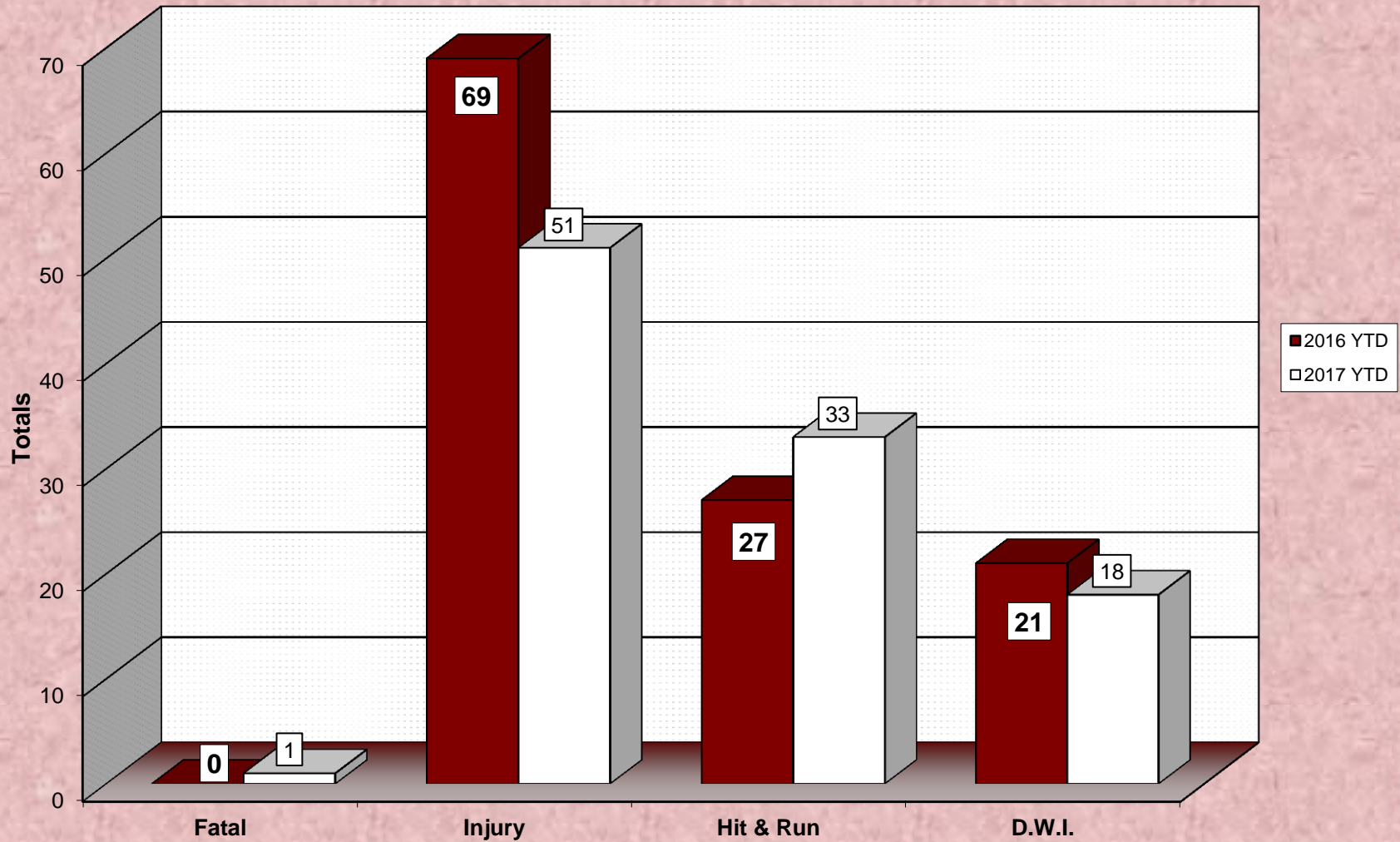
Accidents	Current Month	2017 YTD	2016 YTD	% Change YTD/YTD 2017 - 2016
Total Accidents	87	329	298	10.40%
Property Damage Only	78	276	239	15.48%
Fatal	1	1	0	N.C.
Injury	8	51	69	-26.09%
Hit & Run	9	33	27	22.22%
D.W.I.	3	18	21	-14.29%

Arrests	Current Month	2017 YTD	2016 YTD	% Change YTD/YTD 2017 - 2016
Adult Arrests	151	596	705	-15.46%
Juvenile Arrests	6	22	29	-24.14%
Total Arrests	157	618	734	-15.80%

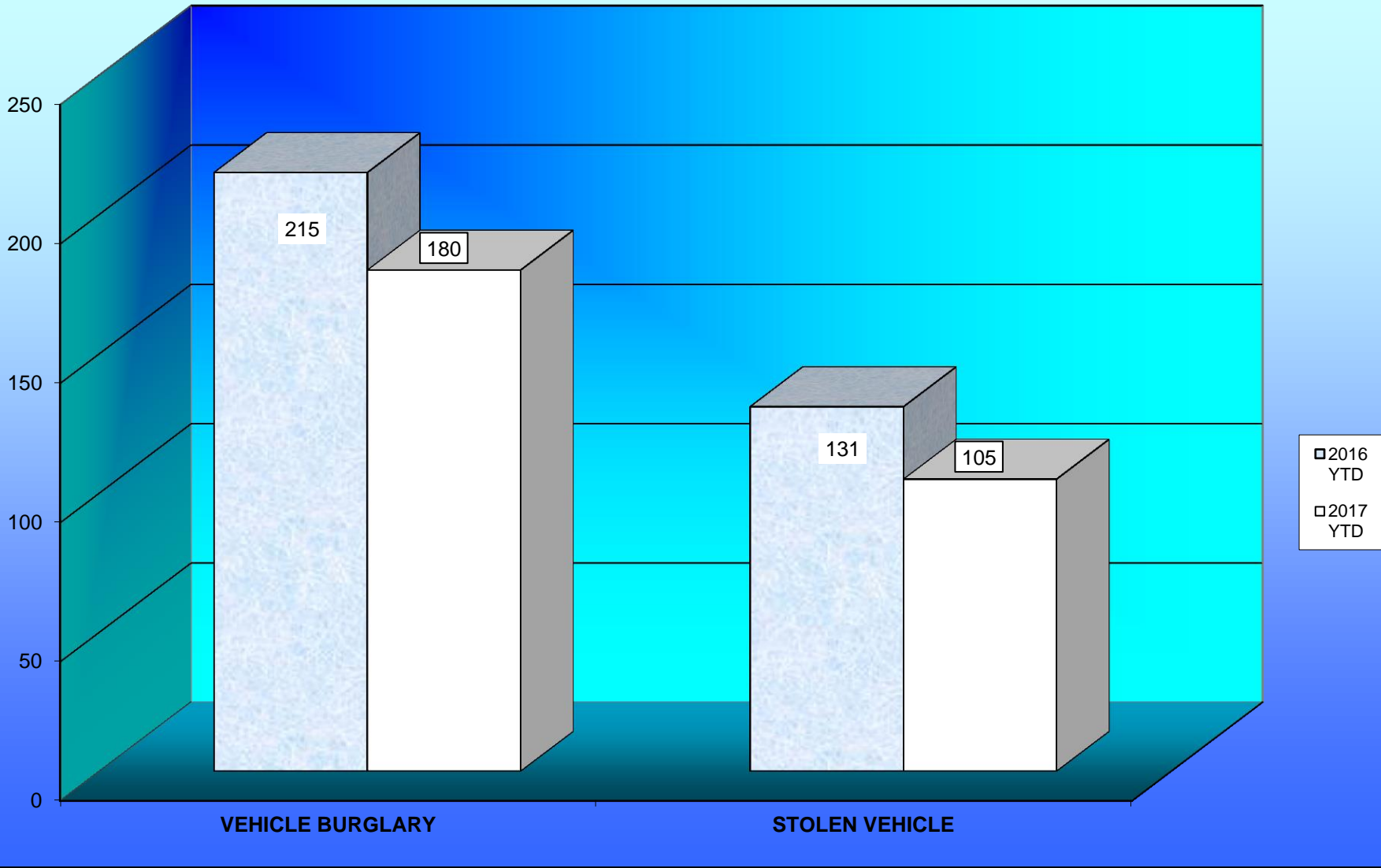
Citations	Current Month	2017 YTD	2016 YTD	% Change YTD/YTD 2016 - 2015
Total Citation Violations	359	1,087	1,172	-7.25%
D.W.I Violations	13	44	45	-2.22%
Moving Violations	104	332	341	-2.64%
Non-Moving Violations	114	313	207	51.21%
Child Restraint Violations	1	1	1	0.00%
Seat Belt Violations	8	16	19	-15.79%
All Other Violations	117	358	522	-31.42%
Parking Violations	92	228	262	-12.98%

Department Actions	Current Month	2017 YTD	2016 YTD	% Change YTD/YTD 2017 - 2016
Pursuits	1	5	6	-16.67%
Use of Force	2	7	9	-22.22%

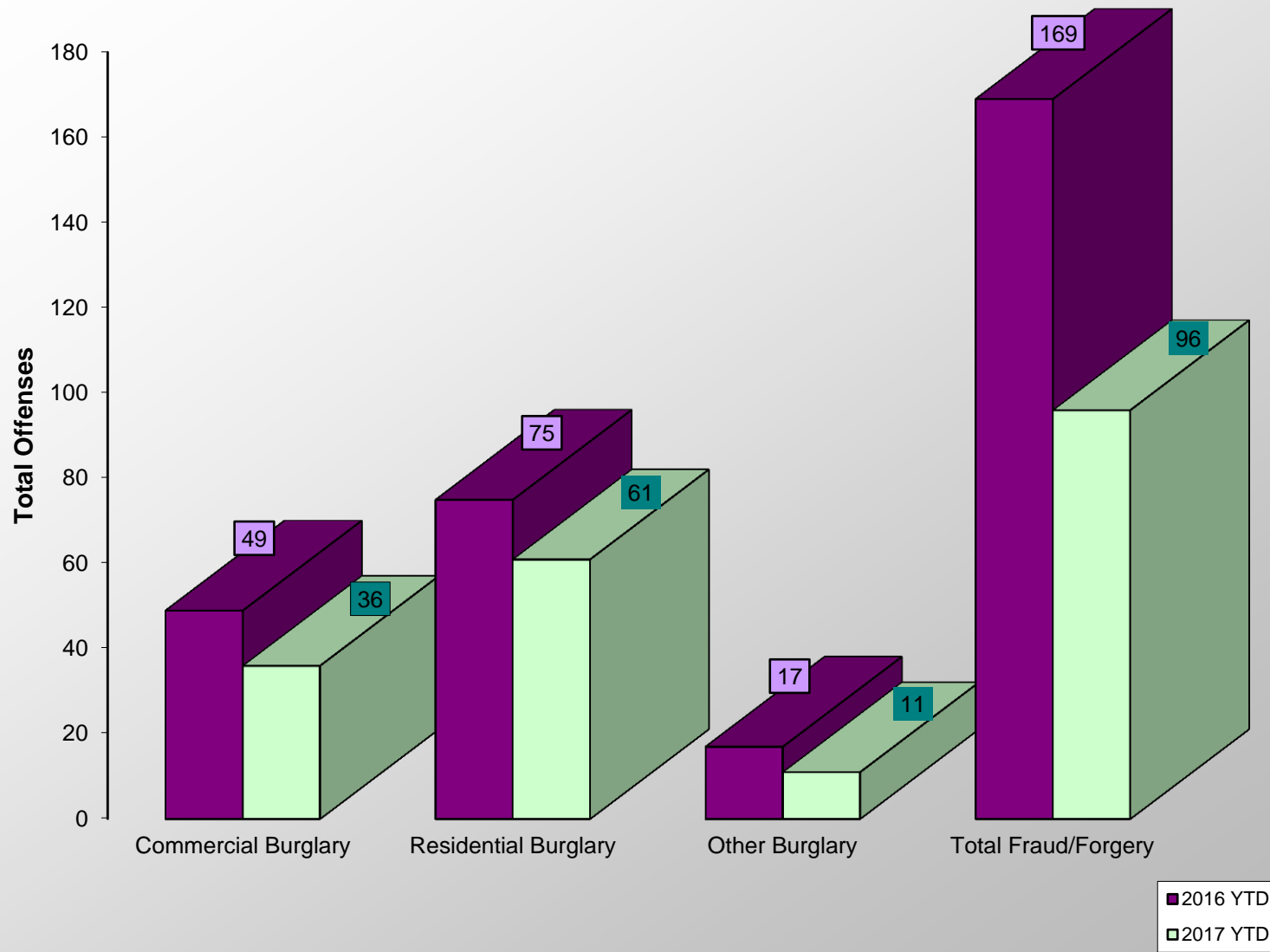
ACCIDENT COMPARISON 2016 - 2017 Year to Date



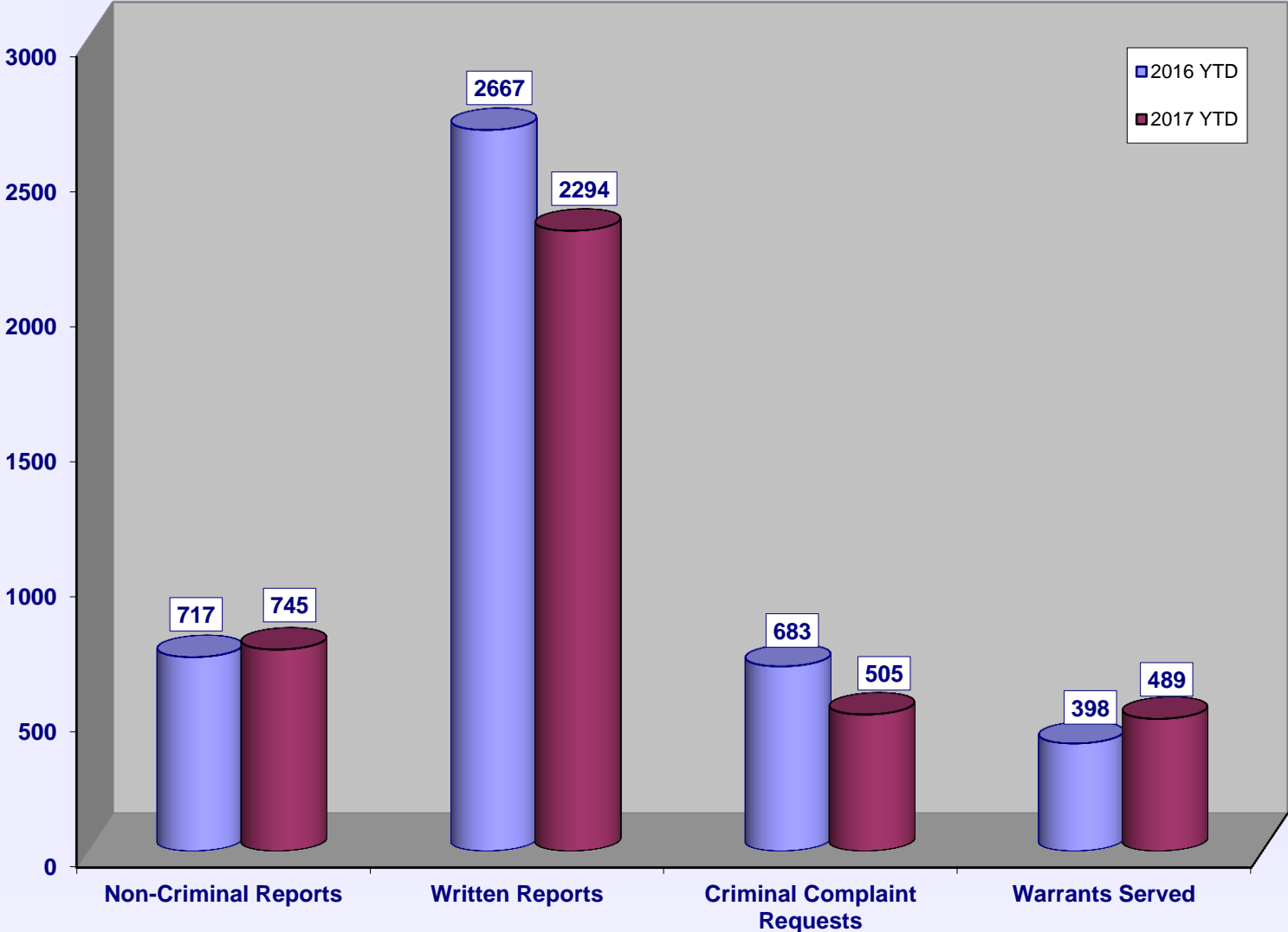
VEHICLE THEFTS



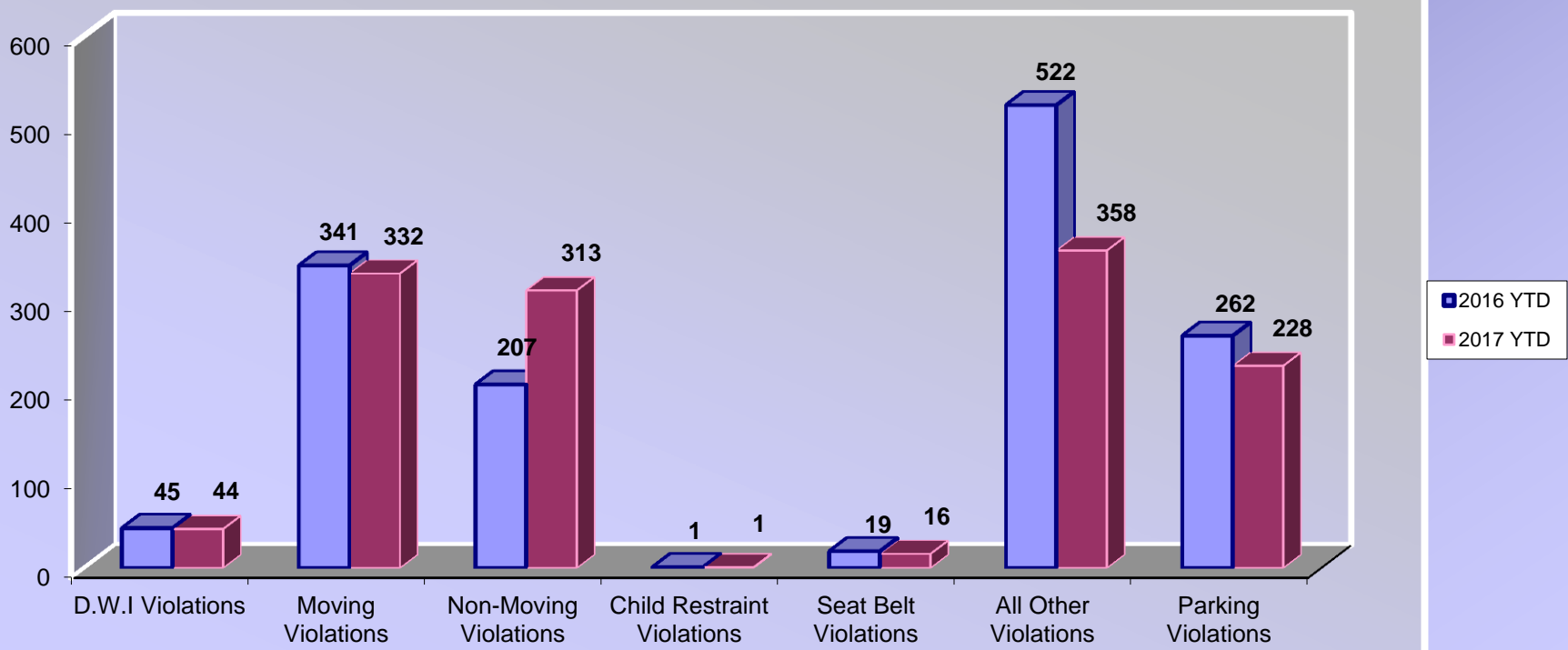
BURGLARIES 2016 - 2017 Year to Date



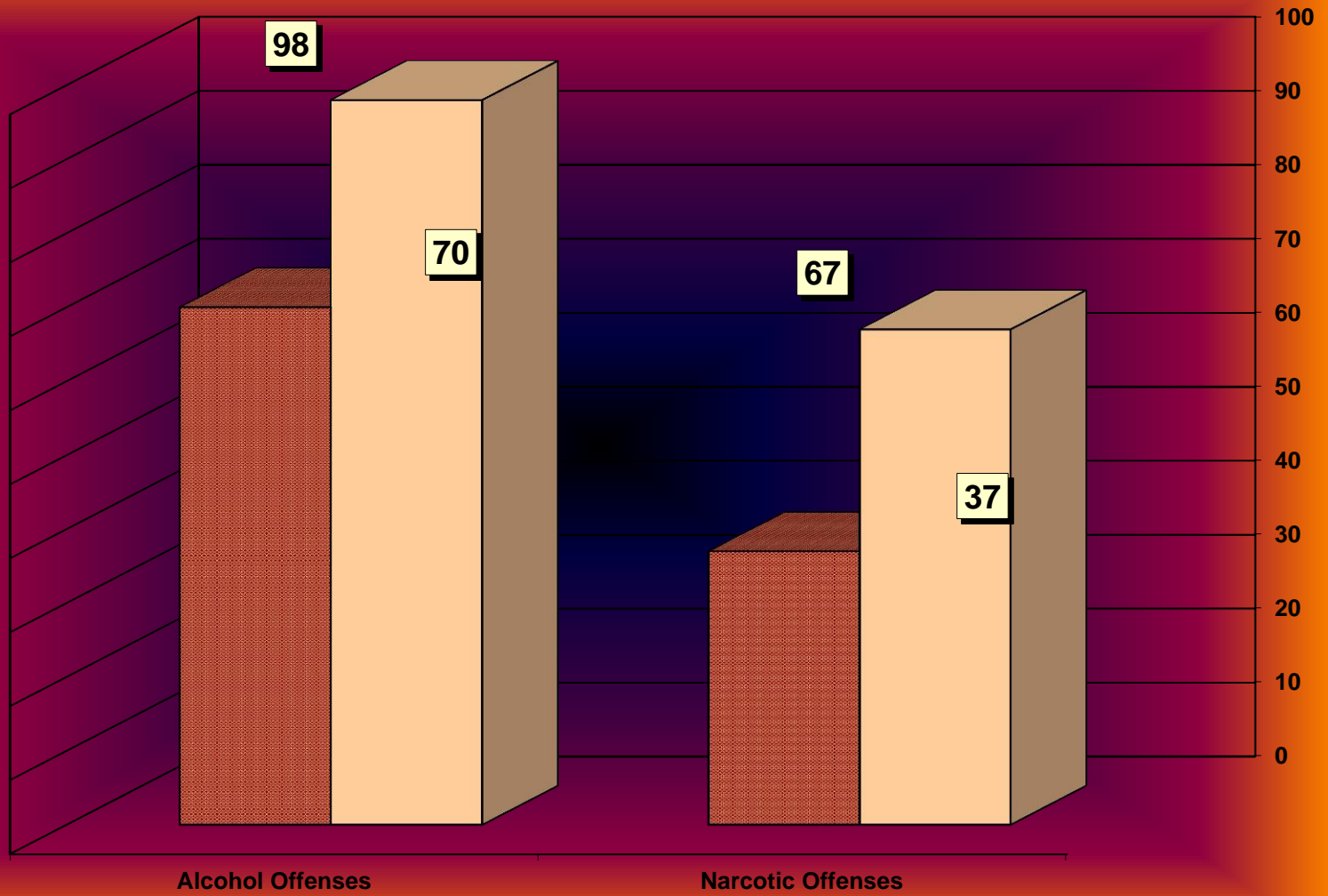
SERVICE & NON-SERVICE REQUESTS 2016 - 2017



TRAFFIC CITATIONS 2016-2017



NARCOTIC / ALCOHOL OFFENSES 2016 - 2017



□ 2016 YTD
■ 2017 YTD

Department Actions

