

MANTECA POLICE DEPARTMENT
MONTHLY CRIME STATISTICS REPORT
MAY 2017

Part One Crime Offenses	Current Month	This Month Last Year	% Change Month/Month 2017- 2016	2017 Cleared Offenses YTD	2017 Clearance RATE YTD	2017 Offenses YTD	2016 Offenses YTD	% Change YTD/YTD 2017 - 2016	2016 Cleared Offenses YTD	2016 Clearance RATE YTD
Homicide	1	0	N.C.	1	33%	3	1	200.00%	0	0%
Rape/Unlawful Interc	3	5	-40.00%	0	0%	7	15	-53.33%	4	27%
Robbery	10	6	66.67%	9	21%	43	42	2.38%	20	48%
Aggravated Assault	13	7	85.71%	27	63%	43	32	34.38%	16	50%
Commercial Burglary	11	7	57.14%	5	11%	47	56	-16.07%	7	13%
Residential Burglary	16	10	60.00%	4	5%	77	85	-9.41%	9	11%
Other Burglary	0	4	-100.00%	1	9%	11	21	-47.62%	0	0%
Auto Burglary	44	62	-29.03%	2	1%	224	277	-19.13%	7	3%
Grand Theft	4	13	-69.23%	6	9%	64	65	-1.54%	8	12%
Vehicle Theft	27	21	28.57%	14	11%	132	152	-13.16%	15	10%
Arson	0	1	-100.00%	0	0%	5	8	-37.50%	2	25%
All Other Felonies	46	36	27.78%	104	65%	160	171	-6.43%	104	61%
Total Felonies	175	172	1.74%	173	21%	816	925	-11.78%	192	21%
Total Burglaries	71	83	-14.46%	12	3%	359	439	-18.22%	23	5%
Misdemeanor Offenses	Current Month	This Month Last Year	% Change Month/Month 2017 - 2016	2017 Cleared Offenses YTD	2017 Clearance RATE YTD	2017 Offenses YTD	2016 Offenses YTD	% Change YTD/YTD 2017 - 2016	2016 Cleared Offenses YTD	2016 Clearance RATE YTD
Misdemeanor Thefts	55	105	-47.62%	60	20%	305	577	-47.14%	148	26%
All Other Misdemeanors	206	183	12.57%	547	68%	808	906	-10.82%	612	68%
Total Misdemeanors	261	288	-9.38%	607	55%	1113	1483	-24.95%	760	51%
Miscellaneous Offenses	Current Month	This Month Last Year	% Change Month/Month 2017 - 2016	2017 Cleared Offenses YTD	2017 Clearance RATE YTD	2017 Offenses YTD	2016 Offenses YTD	% Change YTD/YTD 2017 - 2016	2016 Cleared Offenses YTD	2016 Clearance RATE YTD
Total Narcotic Offenses	11	16	-31.25%	48	100%	48	83	-42.17%	80	96%
Total Alcohol Offenses	24	15	60.00%	94	100%	94	113	-16.81%	113	100%
Total Domestic Violence	38	30	26.67%	110	85%	129	139	-7.19%	121	87%
Total Fraud/Forgery	35	31	12.90%	13	10%	131	200	-34.50%	30	15%
Total Vehicle Abatements	1	0	N.C.	0	0%	1	5	-80.00%	6	120%
	109	92	18.48%	265	66%	403	540	-25.37%	350	65%
*N.C. - not calculable	*N/C - no change									
Chief _____										
						0				

MANTECA POLICE DEPARTMENT
MONTHLY CRIME STATISTICS REPORT
MAY 2017

Non-Criminal Reports & Services	Current Month	2017 YTD	2016 YTD	% Change YTD/YTD 2017 - 2016
Non-Criminal Reports	203	948	891	6.40%
Service Requests	3977	16708	15889	5.15%
Written Reports	648	2942	3301	-10.88%
Criminal Complaint Requests	161	666	865	-23.01%
Warrants Served	139	628	509	23.38%

Property Value	Current Month	2017 YTD	2016 YTD	% Change YTD/YTD 2017 - 2016
Property Stolen	\$333,493.00	\$2,064,571.00	\$2,034,019.00	1.50%
Property Recovered	\$174,326.00	\$876,150.00	\$882,973.00	-0.77%
% Property Value Recovered	52.27%	42.44%	43.41%	-2.24%

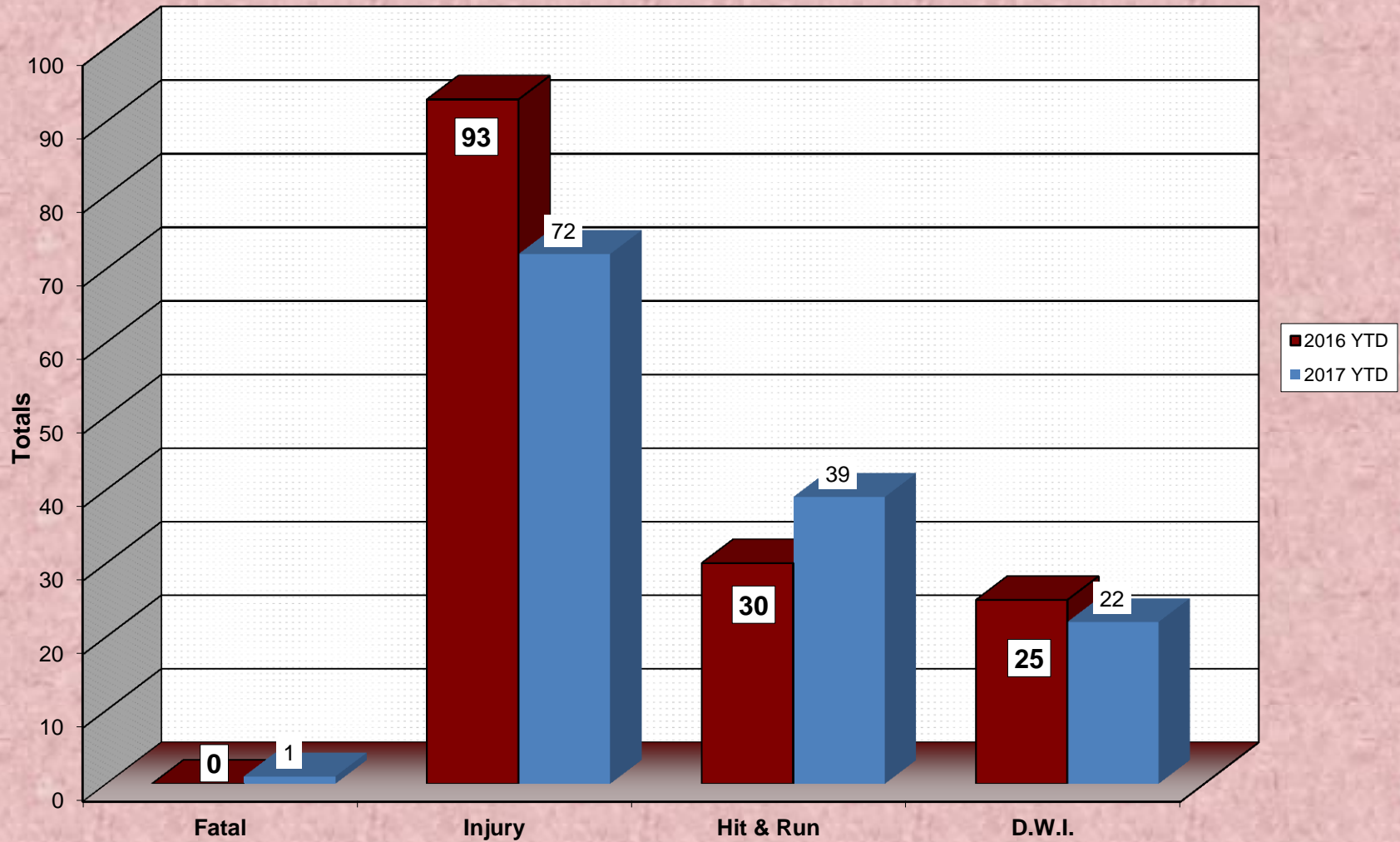
Accidents	Current Month	2017 YTD	2016 YTD	% Change YTD/YTD 2017 - 2016
Total Accidents	72	401	381	5.25%
Property Damage Only	51	327	298	9.73%
Fatal	0	1	0	N.C.
Injury	21	72	93	-22.58%
Hit & Run	6	39	30	30.00%
D.W.I.	4	22	25	-12.00%

Arrests	Current Month	2017 YTD	2016 YTD	% Change YTD/YTD 2017 - 2016
Adult Arrests	169	765	861	-11.15%
Juvenile Arrests	14	36	35	2.86%
Total Arrests	183	801	896	-10.60%

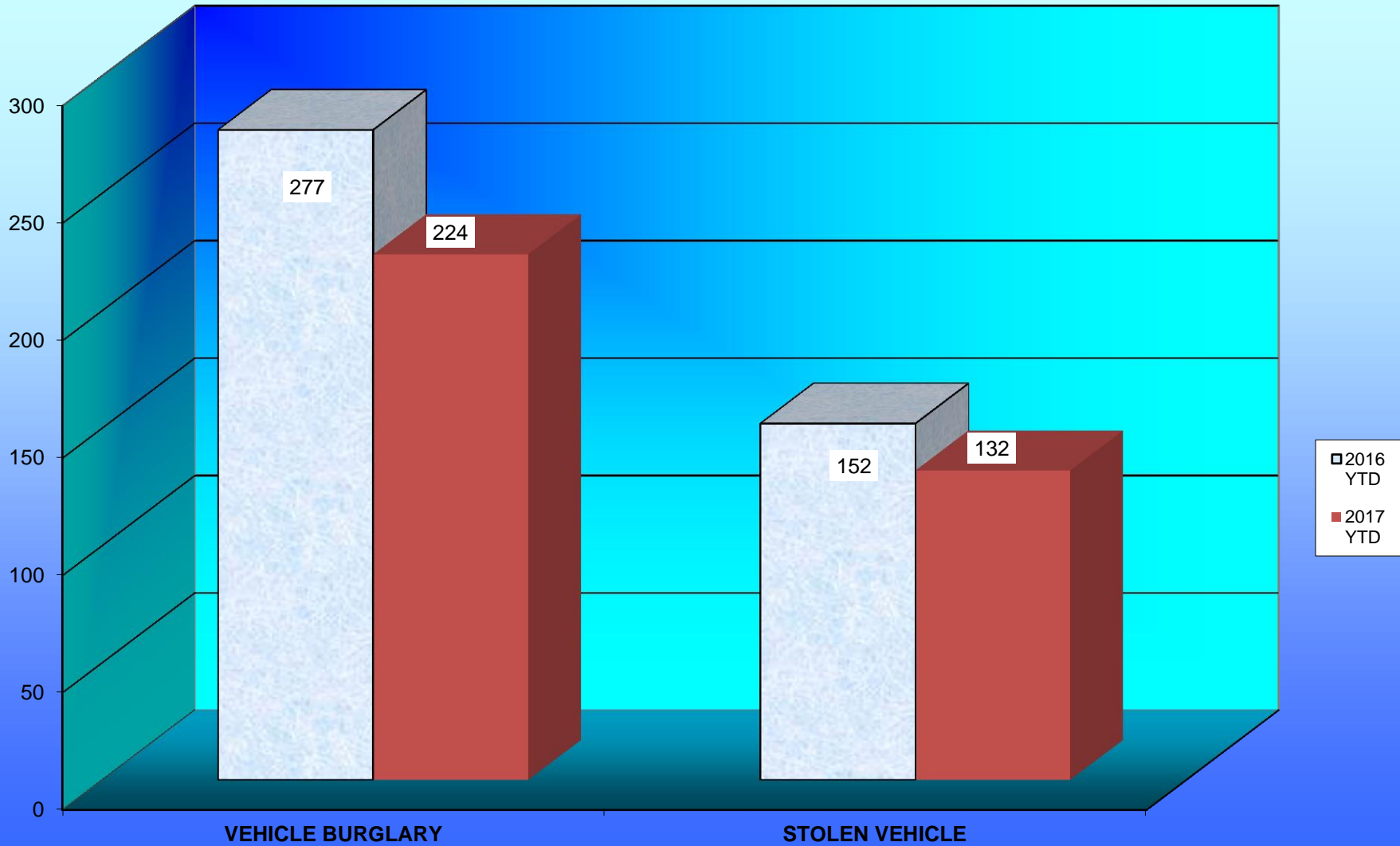
Citations	Current Month	2017 YTD	2016 YTD	% Change YTD/YTD 2016 - 2015
Total Citation Violations	371	1,458	1,719	-15.18%
D.W.I Violations	15	59	68	-13.24%
Moving Violations	96	428	575	-25.57%
Non-Moving Violations	102	415	349	18.91%
Child Restraint Violations	1	2	3	-33.33%
Seat Belt Violations	2	18	68	-73.53%
All Other Violations	144	502	665	-24.51%
Parking Violations	138	366	371	-1.35%

Department Actions	Current Month	2017 YTD	2016 YTD	% Change YTD/YTD 2017 - 2016
Pursuits	6	11	10	10.00%
Use of Force	0	7	10	-30.00%

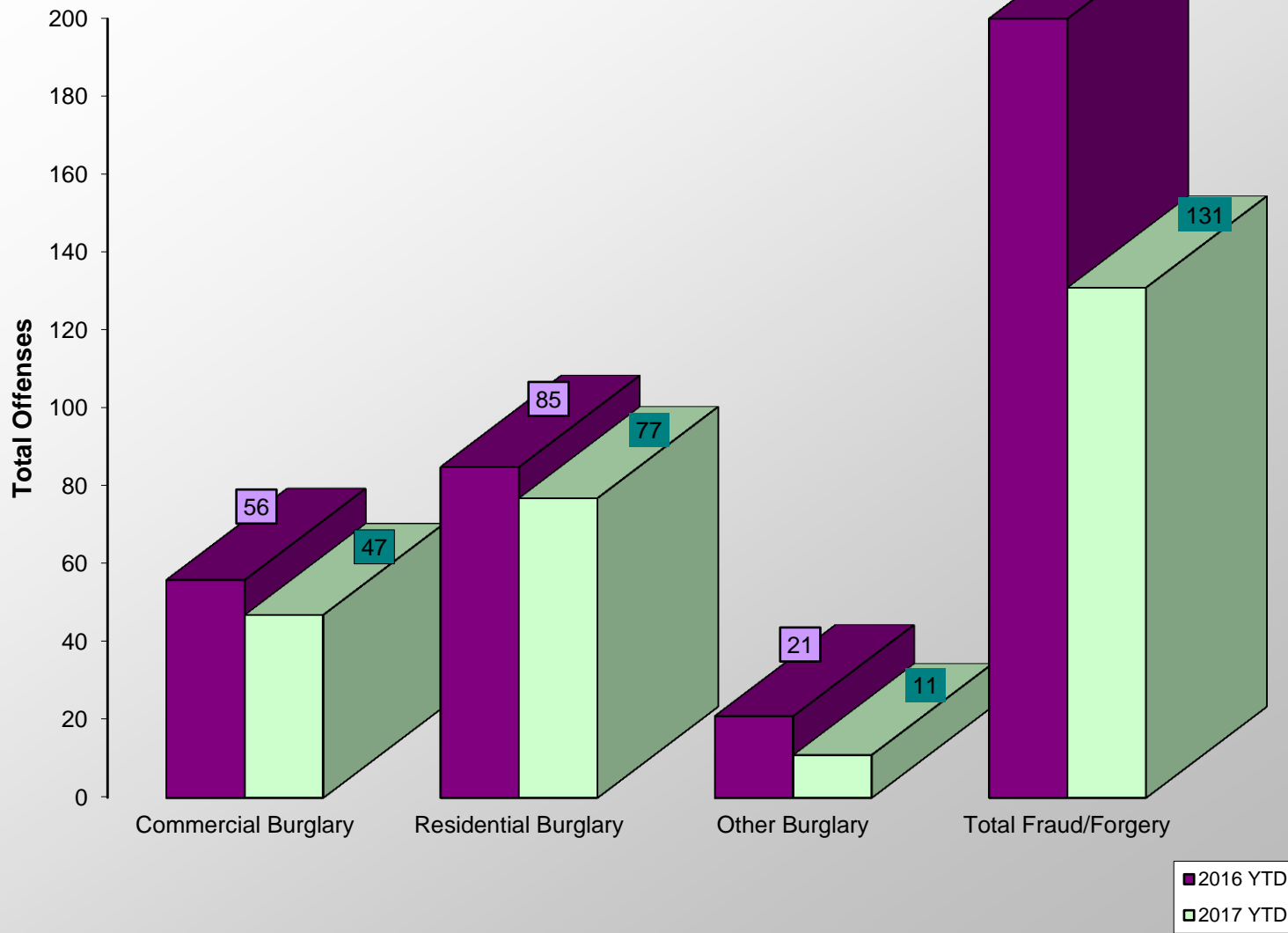
ACCIDENT COMPARISON 2016 - 2017 Year to Date



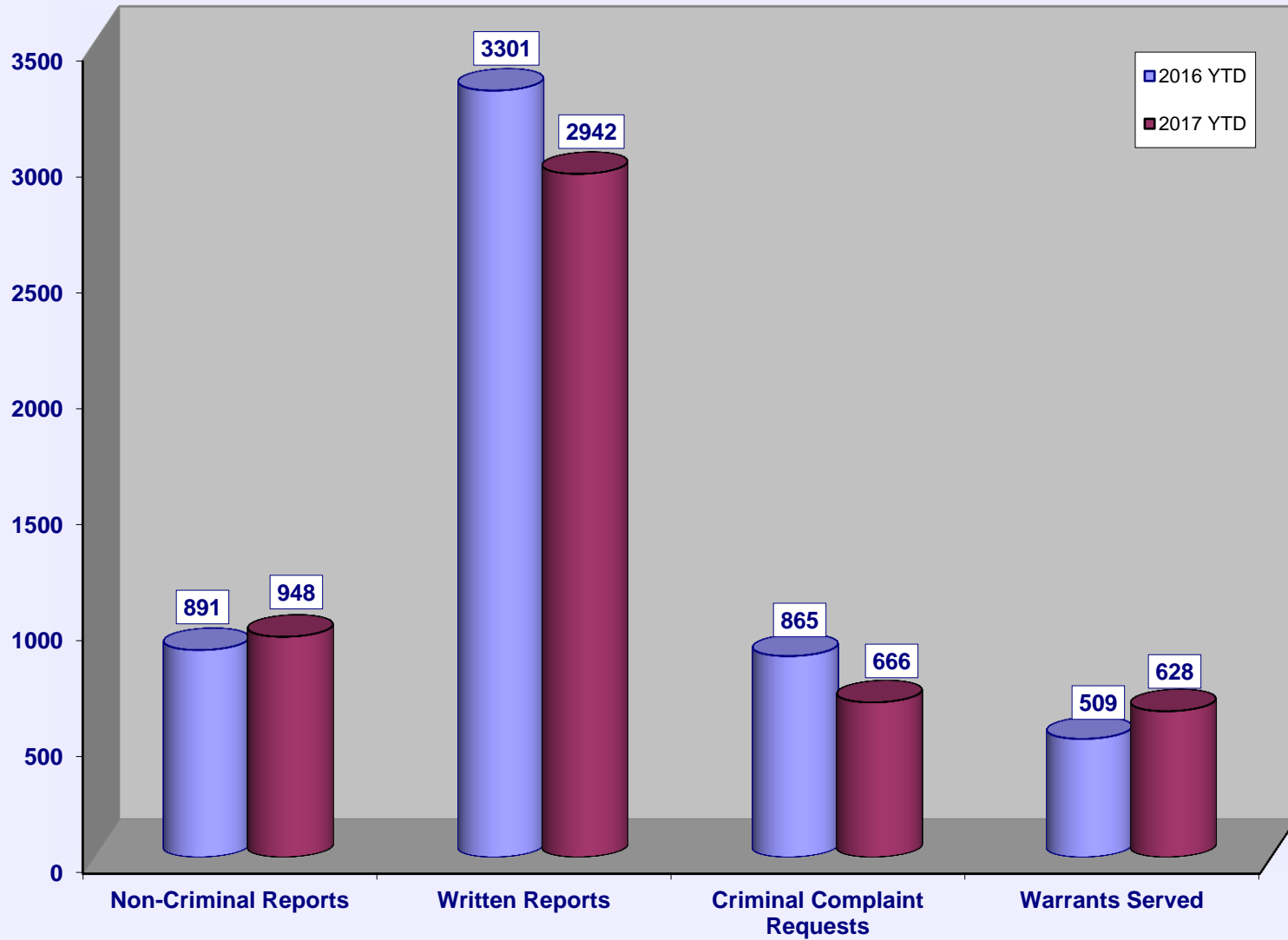
VEHICLE THEFTS



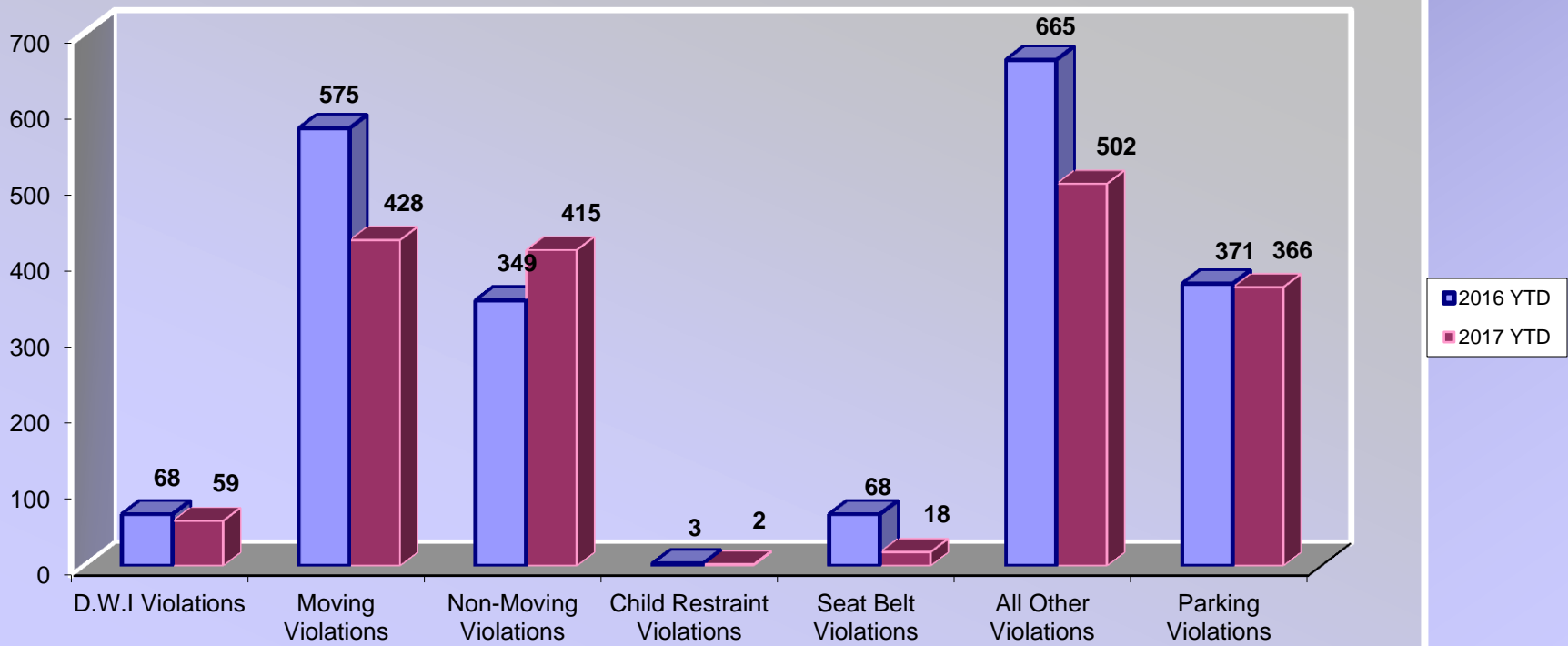
BURGLARIES 2016 - 2017 Year to Date



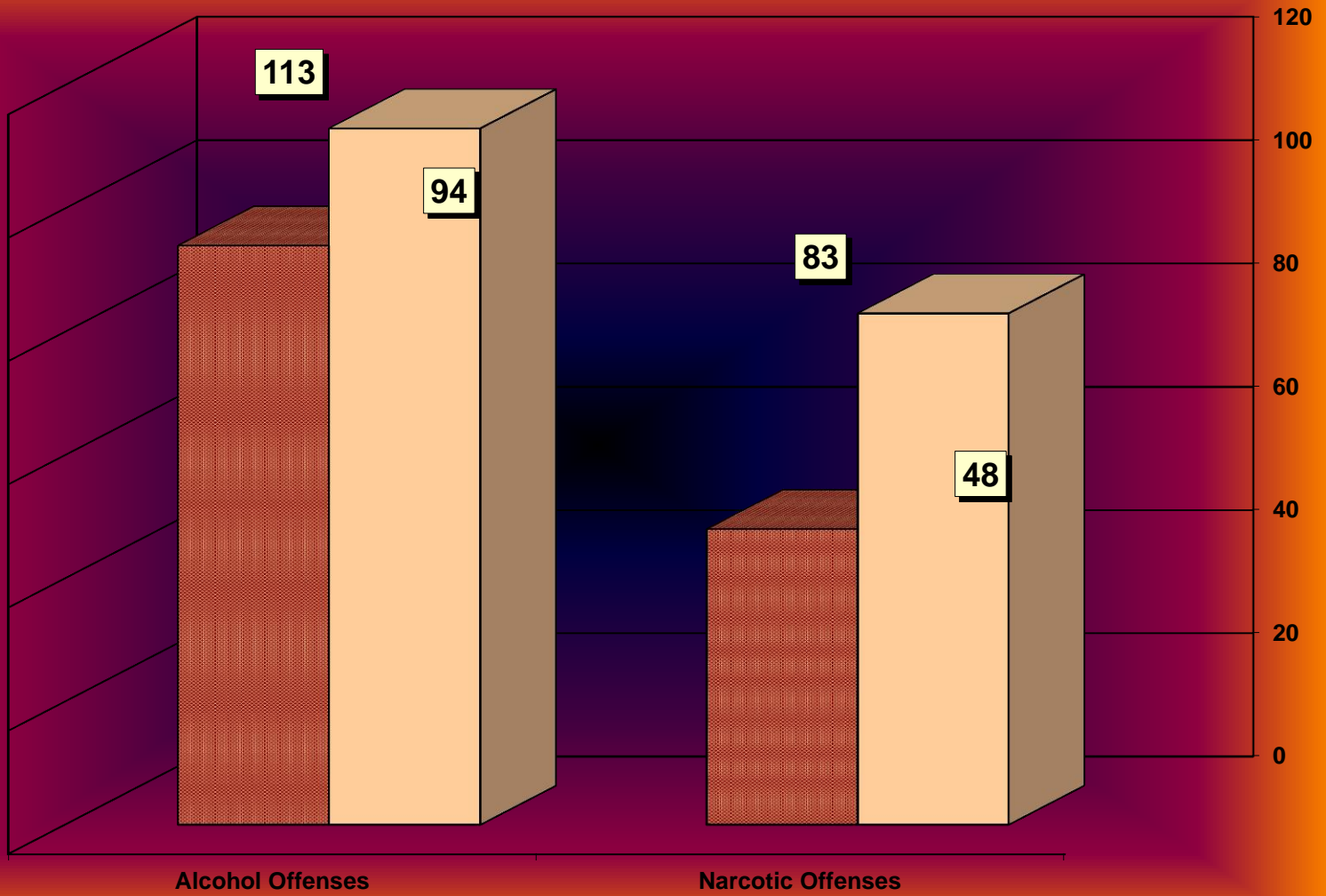
SERVICE & NON-SERVICE REQUESTS 2016 - 2017



TRAFFIC CITATIONS 2016-2017



NARCOTIC / ALCOHOL OFFENSES 2016 - 2017



□ 2016 YTD
■ 2017 YTD

Department Actions

