

MANTECA POLICE DEPARTMENT
MONTHLY CRIME STATISTICS REPORT
JUNE 2017

Part One Crime Offenses	Current Month	This Month Last Year	% Change Month/Month 2017- 2016	2017 Cleared Offenses YTD	2017 Clearance RATE YTD	2017 Offenses YTD	2016 Offenses YTD	% Change YTD/YTD 2017 - 2016	2016 Cleared Offenses YTD	2016 Clearance RATE YTD
Homicide	0	0	N/C	1	33%	3	1	200.00%	0	0%
Rape/Unlawful Interc	1	5	-80.00%	1	13%	8	20	-60.00%	7	35%
Robbery	7	15	-53.33%	11	22%	50	57	-12.28%	24	42%
Aggravated Assault	7	9	-22.22%	32	64%	50	41	21.95%	17	41%
Commercial Burglary	7	5	40.00%	5	9%	54	61	-11.48%	8	13%
Residential Burglary	13	15	-13.33%	5	6%	90	100	-10.00%	9	9%
Other Burglary	1	5	-80.00%	2	17%	12	26	-53.85%	0	0%
Auto Burglary	33	33	0.00%	3	1%	257	310	-17.10%	8	3%
Grand Theft	7	18	-61.11%	6	8%	71	83	-14.46%	9	11%
Vehicle Theft	24	31	-22.58%	18	12%	156	183	-14.75%	20	11%
Arson	2	1	100.00%	0	0%	7	9	-22.22%	2	22%
All Other Felonies	27	31	-12.90%	124	66%	187	202	-7.43%	120	59%
Total Felonies	129	168	-23.21%	208	22%	945	1093	-13.54%	224	20%
Total Burglaries	54	58	-6.90%	15	4%	413	497	-16.90%	25	5%
Misdemeanor Offenses	Current Month	This Month Last Year	% Change Month/Month 2017 - 2016	2017 Cleared Offenses YTD	2017 Clearance RATE YTD	2017 Offenses YTD	2016 Offenses YTD	% Change YTD/YTD 2017 - 2016	2016 Cleared Offenses YTD	2016 Clearance RATE YTD
Misdemeanor Thefts	65	115	-43.48%	75	20%	370	692	-46.53%	169	24%
All Other Misdemeanors	173	156	10.90%	678	69%	981	1062	-7.63%	696	66%
Total Misdemeanors	238	271	-12.18%	753	56%	1351	1754	-22.98%	865	49%
Miscellaneous Offenses	Current Month	This Month Last Year	% Change Month/Month 2017 - 2016	2017 Cleared Offenses YTD	2017 Clearance RATE YTD	2017 Offenses YTD	2016 Offenses YTD	% Change YTD/YTD 2017 - 2016	2016 Cleared Offenses YTD	2016 Clearance RATE YTD
Total Narcotic Offenses	17	10	70.00%	63	97%	65	93	-30.11%	90	97%
Total Alcohol Offenses	19	21	-9.52%	113	100%	113	134	-15.67%	134	100%
Total Domestic Violence	31	30	3.33%	145	91%	160	169	-5.33%	133	79%
Total Fraud/Forgery	24	30	-20.00%	13	8%	155	230	-32.61%	30	13%
Total Vehicle Abatements	0	0	N/C	1	100%	1	5	-80.00%	6	120%
	91	91	0.00%	335	68%	494	631	-21.71%	393	62%
*N.C. - not calculable	*N/C - no change									
Chief _____										
						0				

MANTECA POLICE DEPARTMENT
MONTHLY CRIME STATISTICS REPORT
JUNE 2017

Non-Criminal Reports & Services	Current Month	2017 YTD	2016 YTD	% Change YTD/YTD 2017 - 2016
Non-Criminal Reports	190	1138	1039	9.53%
Service Requests	3709	20417	19074	7.04%
Written Reports	580	3522	3888	-9.41%
Criminal Complaint Requests	165	831	1054	-21.16%
Warrants Served	122	750	614	22.15%

Property Value	Current Month	2017 YTD	2016 YTD	% Change YTD/YTD 2017 - 2016
Property Stolen	\$289,861.00	\$2,354,432.00	\$2,419,336.00	-2.68%
Property Recovered	\$90,124.00	\$966,274.00	\$1,015,356.00	-4.83%
% Property Value Recovered	31.09%	41.04%	41.97%	-2.21%

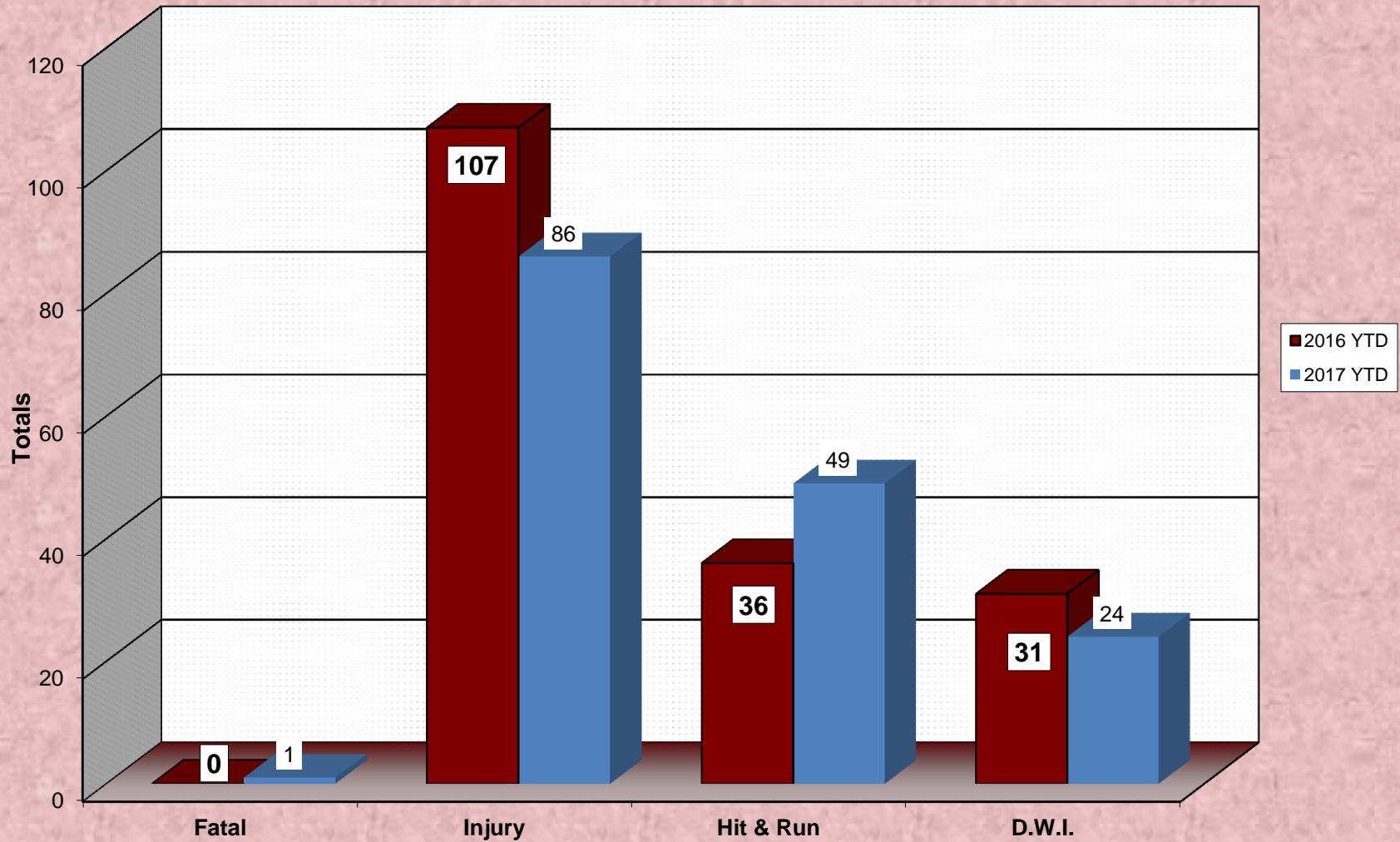
Accidents	Current Month	2017 YTD	2016 YTD	% Change YTD/YTD 2017 - 2016
Total Accidents	59	460	458	0.44%
Property Damage Only	55	382	361	5.82%
Fatal	0	1	0	N.C.
Injury	14	86	107	-19.63%
Hit & Run	10	49	36	36.11%
D.W.I.	2	24	31	-22.58%

Arrests	Current Month	2017 YTD	2016 YTD	% Change YTD/YTD 2017 - 2016
Adult Arrests	150	915	1014	-9.76%
Juvenile Arrests	10	46	44	4.55%
Total Arrests	160	961	1058	-9.17%

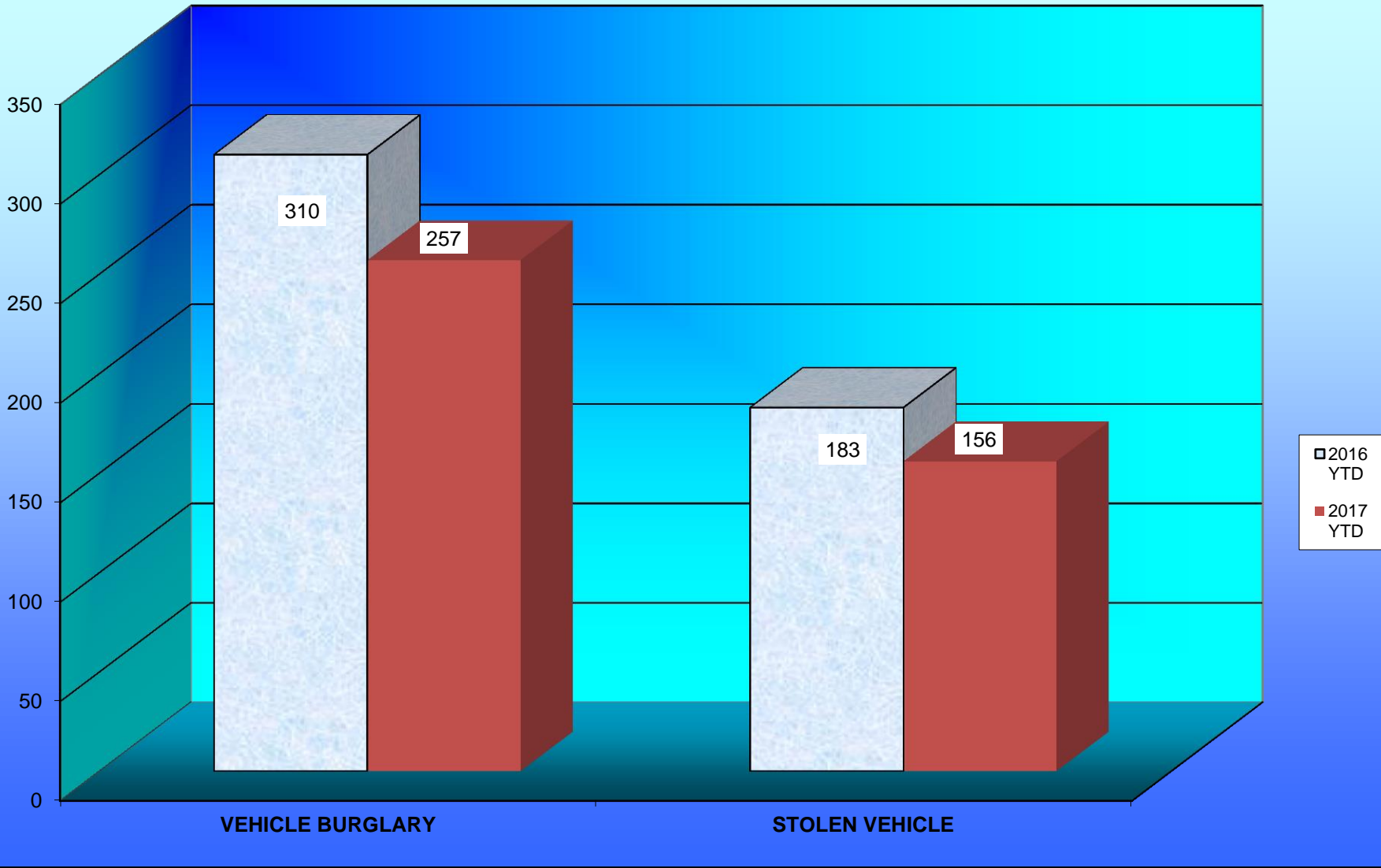
Citations	Current Month	2017 YTD	2016 YTD	% Change YTD/YTD 2016 - 2015
Total Citation Violations	332	1,790	1,988	-9.96%
D.W.I Violations	7	66	82	-19.51%
Moving Violations	112	540	697	-22.53%
Non-Moving Violations	93	508	392	29.59%
Child Restraint Violations	0	2	3	-33.33%
Seat Belt Violations	12	30	80	-62.50%
All Other Violations	114	616	743	-17.09%
Parking Violations	129	495	431	14.85%

Department Actions	Current Month	2017 YTD	2016 YTD	% Change YTD/YTD 2017 - 2016
Pursuits	0	11	14	-21.43%
Use of Force	0	7	14	-50.00%

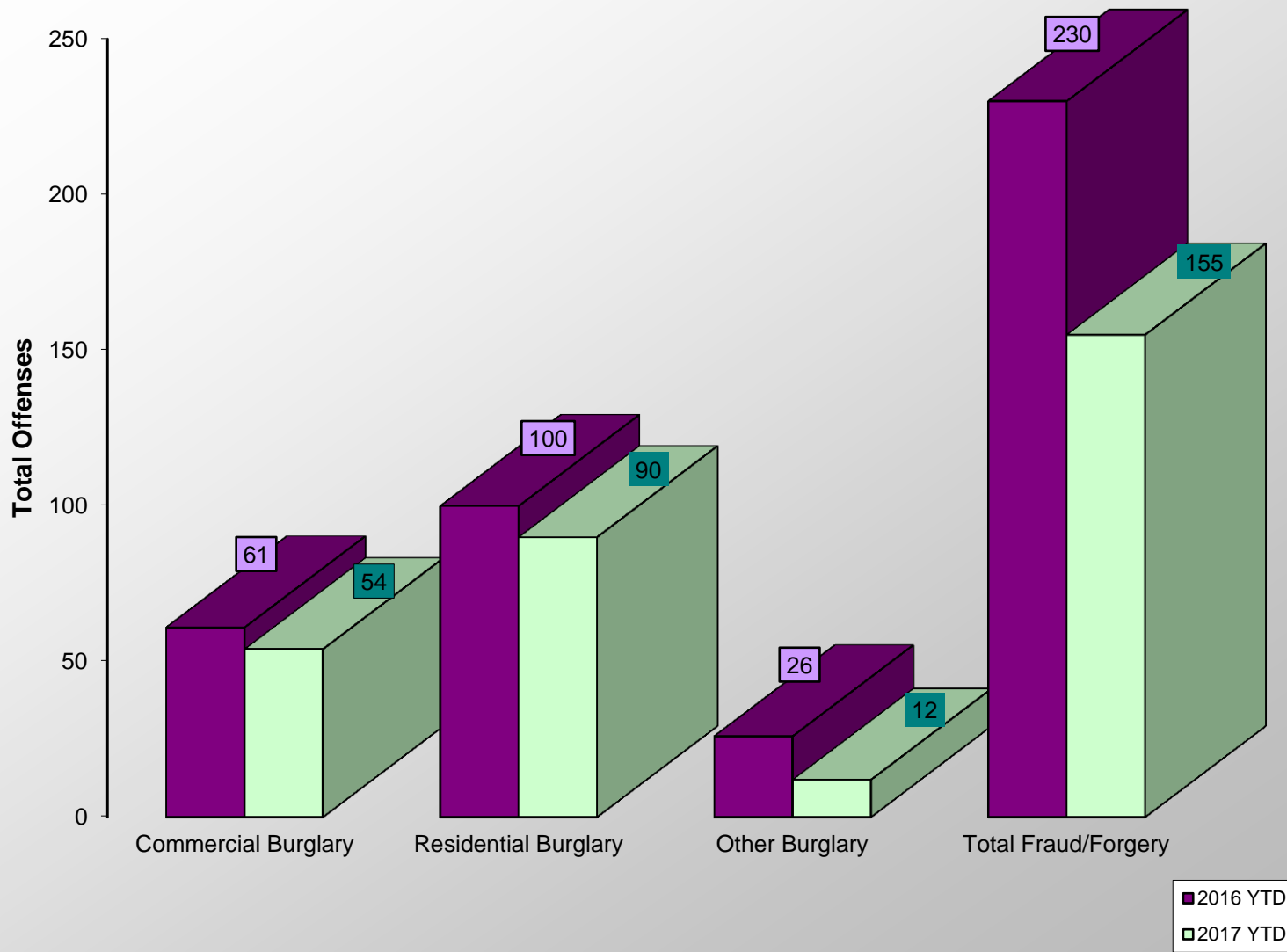
ACCIDENT COMPARISON 2016 - 2017 Year to Date



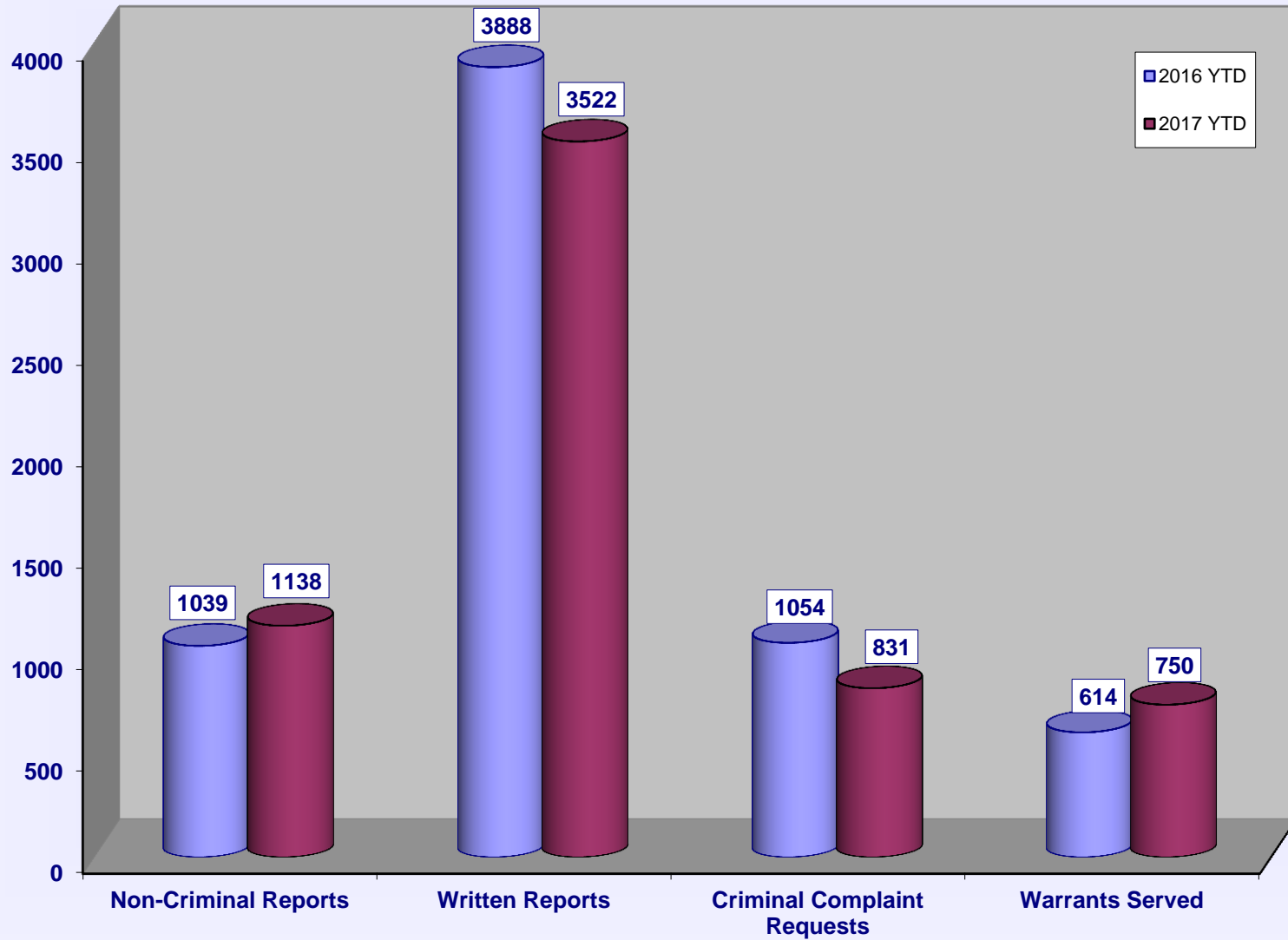
VEHICLE THEFTS



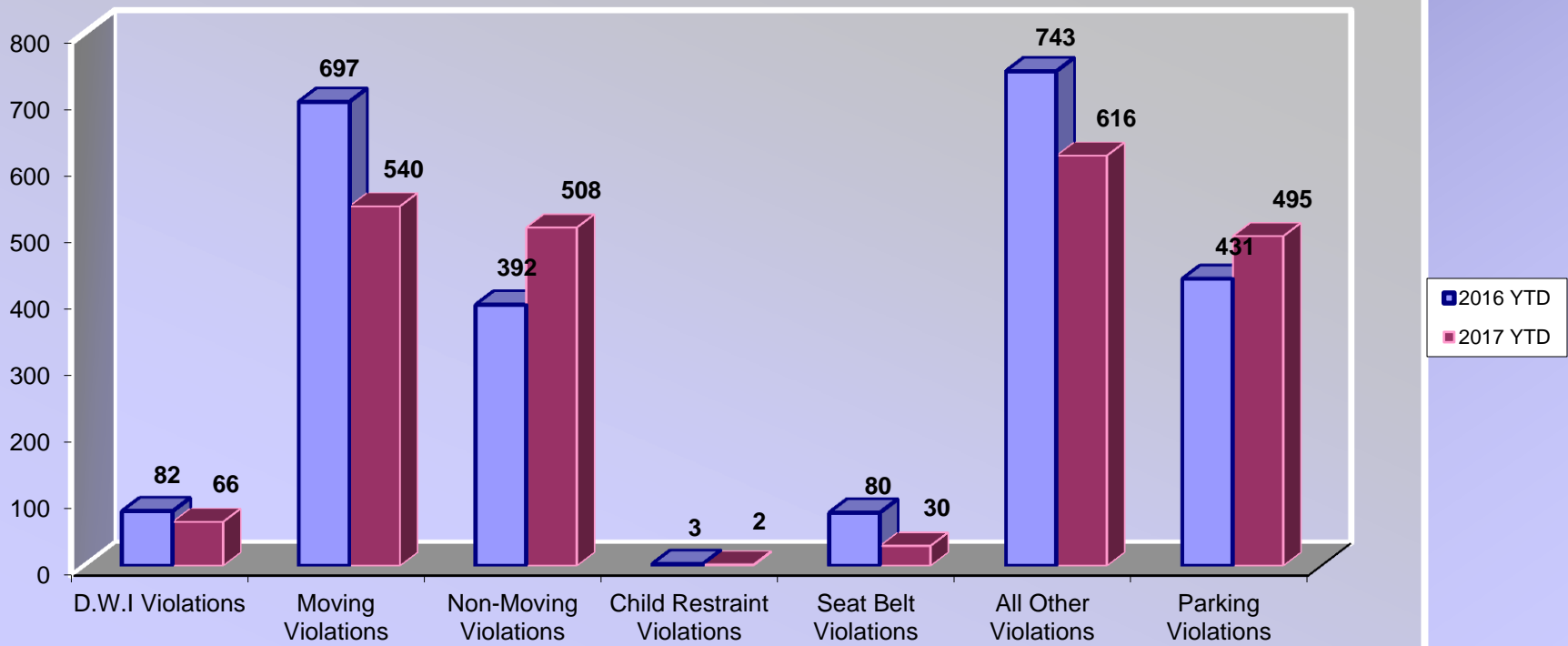
BURGLARIES 2016 - 2017 Year to Date



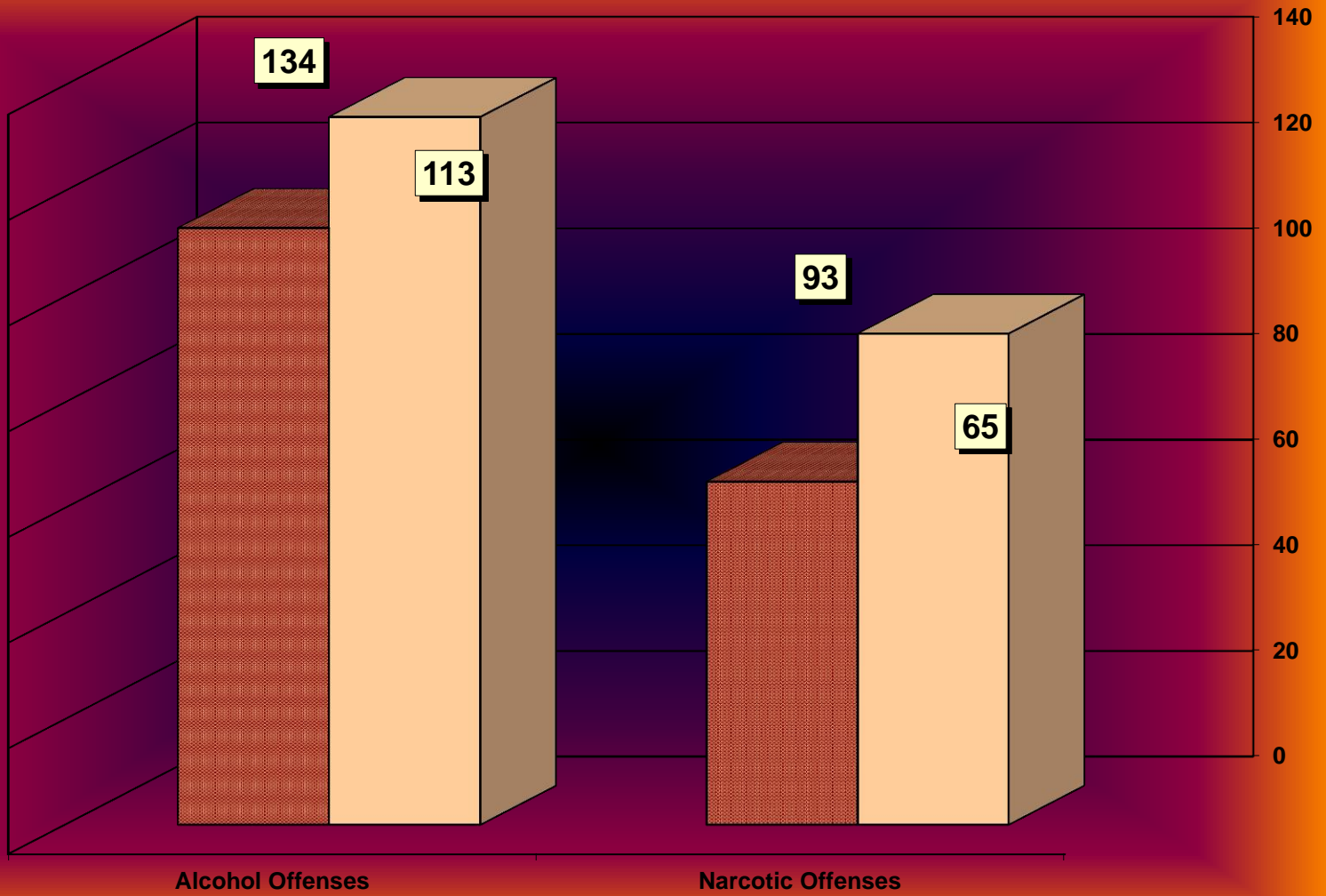
SERVICE & NON-SERVICE REQUESTS 2016 - 2017



TRAFFIC CITATIONS 2016-2017



NARCOTIC / ALCOHOL OFFENSES 2016 - 2017



□ 2016 YTD
■ 2017 YTD

Department Actions

